

# WHAT IS THIS?

It's a low-prep room transformation!



Use the 10 math challenges, included decor, and more for a fun & easy room transformation!



Simply print the academic challenges, put up a few included decor items, and you're ready for a great day!

**Room transformations can  
be stress-free and low-prep.**

**Keep scrolling  
to learn how!**





# Let's start with the basics...

## What is a classroom transformation?

A classroom transformation changes your room into a certain setting or theme to engage students in their own learning with rigorous content.



Donut Shop Day



Rock Star Day



Camping Day

You don't have to spend hours of your time setting up a room transformation or spend lots of money to make it **SO MUCH FUN!**



# STEP 1:



Tell your class they are at  
a party today!

They will practice adding 2 digit numbers in activities set up around the room. You can do this for a day, a few days, or over the course of a week!




Set-up is quick and easy.

Simply print the posters, 10 activities, and a recording sheet for each student. Place them around your room and you're ready to begin!

Flexibility is key.

Need to modify? No problem!  
Choose how many centers students will need to complete and what time frame they have to meet YOUR needs.





# STEP 2:

Let students move around the room and complete each center. They can be completed in any order. All centers include practicing adding 2 digit numbers.

## Optional Recording Sheet

When a student finishes a center, you sign that spot on their recording sheet to keep track of what they've completed.

## Freedom to choose.

Students can work in partners, rotations, groups, or independently. Your choice!






# STEP 3:

When students finish all activities you've assigned, they win! You can give them the included certificate, coloring page, or a small prize of your choice.

A shopping guide is also included to give you suggestions of optional "extras" you could add in.

## Remember:

Anything different from a "normal" day in the classroom is special to students! A reward at the end isn't required during a classroom transformation.











# STEP 4:

Most of the time, there are early finishers. These kiddos get to go around the room and complete a write the room activity! No one is ever bored.

## How to Use

Name: \_\_\_\_\_

**FIND IT! WRITE IT!** <<<<

A. 	<b>cupcake</b>	F. 	
B. 		G. 	
C. 		H. 	
D. 		I. 	
E. 		J. 	

THE LIFETIME LEARNER

cupcake

C.  hat











D.  ice cream

Students write each word they find around the room.

## How to Use


Name: \_\_\_\_\_

**WRITE THE LETTER** <<<<

Letter: _____		Letter: _____	
Letter: _____		B. 	Wow! They got two gifts!
Letter: <b>B</b>		Letter: _____	
Letter: _____		Letter: _____	
Letter: _____		Letter: _____	

THE LIFETIME LEARNER

I.  There are

G.  I saw a bike in there. vase in mine.

Students find each card and write the correct letter on their recording sheet.

**Version 1:  
Words**

**Choose between  
2 versions!**

**Version 2:  
Read Sentences**

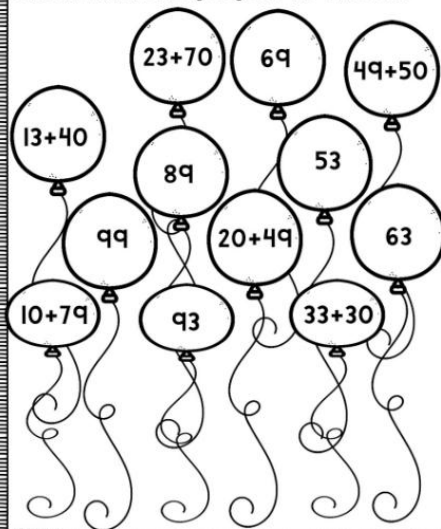


# THE CONTENT:

10 themed math challenges  
aligned to math standards


## BALLOONS

Color the balloons that go together the same color.



## CUPCAKES

Add Max's cupcakes and Jamal's cupcakes together.



## STREAMERS

Solve each equation by drawing a streamer from each equation to the answer. The first one is done for you.

$43+4$	77
$21+8$	97
$54+2$	47
$96+1$	89
$72+5$	29
$80+9$	56



# HOW TO USE THIS:


## Ideas for Implementation:

- pick and choose the centers you want to use: do what works best for your class!
- you can have students work individually, in partners, or small groups--any way works!
- give students 1-2 hours to complete all 10 activities
- give less than 10 challenges to students if you are short on time
- OR spread the room transformation out over a couple of days

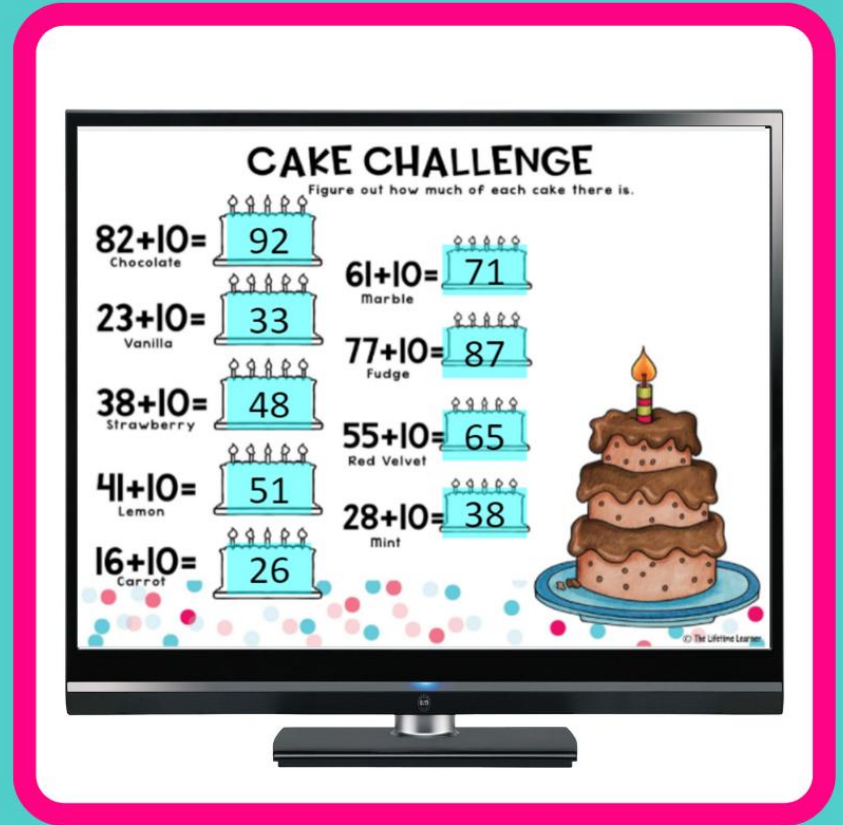




# PRINT & DIGITAL



Print & Go



Google Slides

**Choose the format  
that works best for you!**



# Every activity relates to real-life mathematics!

## BALLOONS

Color the balloons that go together the same.

$23+70$

$69$

## SUNDAE

There were 20 ice cream cones. You buy 34 more. How many ice creams are there now?

## STREAMERS

Equation by drawing a streamer from each equation. The first one is done for you.

$77$

## RSVP

The party planner needs your help. Write the answers below.

$56+35$

## PRESENTS

Draw a picture to show how many presents are at the party in all.

- There are 15 presents outside.
- There are 9 presents inside.

## PARTY FAVORS

$55+10$



## CAKE


Figure out how much of each cake.

$82+10=$   
Chocolate



$61+$   
Mango

$23+10=$   
Vanilla



$77+$   
Fudge

$38+10=$   
Strawberry



$55+$   
Red Velvet

## PARTY HATS

Key:

- Red: 45
- Orange: 46
- Yellow: 47
- Green: 48
- Blue: 49
- Pink: 50
- Purple: 51

$42+4$

$40+5$

$50+1$

$48+1$

$46+3$

$44+4$

## CUPCAKES

Max's cupcakes and Jamal's cupcakes together.

Max



Jamal



**focuses on:**  
adding  
2 digit numbers



## CAKE CHALLENGE

Figure out how much of each cake there is.

$$82+10=$$

92

Chocolate



$$23+10=$$

33

Vanilla



$$38+10=$$

48

Strawberry




$$41+10=$$

51

Marble

$$61+10=$$

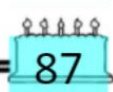
71



Fudge

$$77+10=$$

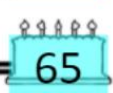
87



Red Velvet

$$55+10=$$

65



## CANDLE CHALLENGE

Put a ✓ next to the correct answers.  
Put an X next to the wrong answers.



$$58+4=61$$



$$93+7=100$$



$$25+6=31$$



$$77+2=97$$



$$36+5=40$$



## PRESENT CHALLENGE

Draw a picture to show how many presents are at the party in all.

- There are 15 presents outside.
- There are 9 presents inside.

How many presents are there in all?

Answer:

$15+9=24$  presents



## PARTY FAVOR CHALLENGE



Matt says the answer is 56.

$$55+10$$



Jan says the answer is 65.

Who is correct and why?

Jan is correct. She added ten to the tens place.

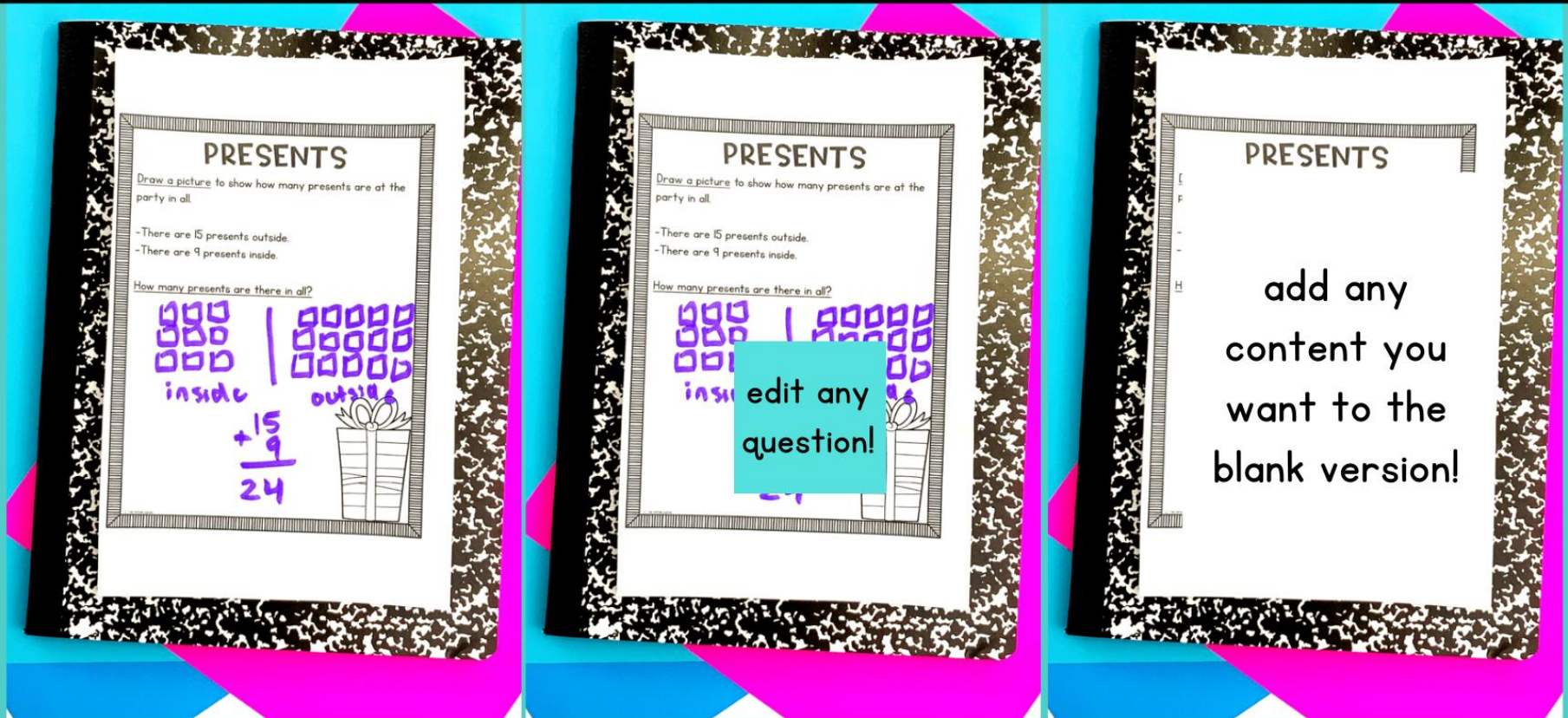
What mistake did the other person make?



# Digital Version: Google Slides



# Questions are 100% editable!



10 Pre-Made  
Challenges:  
Print & Go

10 Pre-Made  
Challenges:  
Editable Version

10 Blank Challenges  
To Add Your Own  
Content

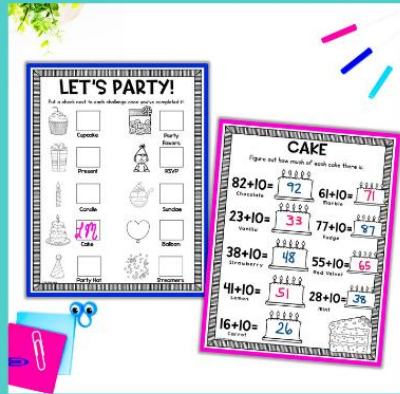
## 3 Versions Included



# WHAT'S INCLUDED?




10 Color  
& B/W Posters



Recording  
Sheets



Blog Post  
Ideas



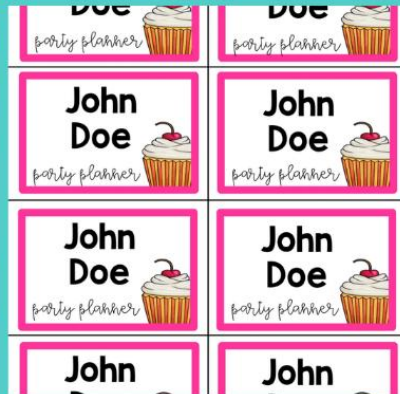
Teacher  
Guide



Door Decor



Printable  
Hats



Name  
Tags



Coloring  
Page



Folder  
Insert



Decor  
Posters

keep scrolling to see more!



**IT'S PARTY TIME!**

Today, you are a party planner getting ready for the biggest party of the year.

There are 10 challenges. Complete them all to earn your VIP status!

When you finish each challenge, go to the teacher to get checked!

A colorful party hat template is shown, featuring a list of names and a title. The template is a cone shape divided into 12 triangular sections, each a different color. The names listed are: Amy, Paul, M, George, M, John, M, Paul, M, and Paula. The title 'PARTY HATS' is written in a stylized font at the top. The template is set against a background of large, overlapping geometric shapes in blue, yellow, and red.

THIS CERTIFICATE  
CERTIFIES THAT  
*Lucy*  
HAS BECOME  
A PARTY PLANNER

DATE: *9/30*  
CERTIFIED BY: *me*

WAHOO! IT'S PARTY TIME!

Grab your party hat because you're invited to become a Party Planner.  
Join us for a GREAT day!

Grab your party hat because you're invited to become a Party Planner.  
Join us for a GREAT day!

Grab your party hat because you're invited to become a Party Planner.  
Join us for a GREAT day!

Grab your party hat because you're invited to become a Party Planner.  
Join us for a GREAT day!

**RIGHT OR WRONG?**

Put a tick or an X in each box to show if the word matches the picture.

safe 	snake 	baby 	ferry 	job 
penny 	fish 	healthy 	cherry 	tea 
wrong 	virus 	salad 	pie 	wrong 
sheep 	star 	doll 	green 	money 

Directions: Drag a tick or an X onto the boxes to show if the word matches the picture.



Name: \_\_\_\_\_

Page 10 of 100

**PRESENTS**

Steve's family has to show how many presents are at the party in all.

There are 15 presents inside.

There are 9 presents outside.

How many presents are there in all?

inside

□	□	□	□	□
□	□	□	□	□
□	□	□	□	□











outside

□	□	□	□	□
□	□	□	□	□
□	□	□	□	□

$$\begin{array}{r} +15 \\ 9 \\ \hline 24 \end{array}$$


## How to Use

FIND IT! WRITE IT! <<<<

<p>A.  <b>cupcake</b></p> <p>B. </p> <p>C. </p> <p>D. </p> <p>E. </p>	<p>F. </p> <p>G. </p> <p>H. </p> <p>I. </p> <p>J. </p>
---	--

cupcake

hat


ice cream

Students write each word they find around the room.

## How to Use

**WRITE THE LETTER** <<<<

<p>Letter: </p> <p>Letter: </p> <p>Letter: </p> <p>Letter: </p> <p>Letter: </p> <p>Letter: </p>	<p>B.  Wow! They got two gifts.</p> <p>Letter: </p> <p>Letter: </p> <p>Letter: </p> <p>Letter: </p>
--	---

Mrs. Lillian Cooper

There are  I saw a bike in there. vase in mi

nts find each card and write the correct letter on their recording

**jam-packed with fun, rigor, and engagement!**



# other resources this pairs well with:

Differentiate by grabbing math for multiple grade levels!

Or, add in some reading to your themed learning day!



When you purchase a Mega Bundle, you save 50% off the price of the individual resources!





# classroom transformations

## low prep, fun, and engaging!



1st grade math



2nd grade math



3rd grade math



4th grade math



5th grade math



kindergarten math

# K-5 MATH & READING



kindergarten reading



1st grade reading



2nd grade reading



GR 3-5 reading  
comprehension



3-5 reading  
add-on packs



alphabet letters

# THE LIFETIME LEARNER'S CLASSROOM TRANSFORMATIONS ARE:

1. Engaging to Students
2. Classroom Tested (and Student-Approved)
3. Print and Digital Compatible
4. Jam-Packed with Content
5. Aligned to Math Standards
6. Easy to Implement
7. Flexible for Every Classroom
8. Versatile Ways to Reward Students
9. Rigorous Student Learning Activities

**All content is included** so you can simply **print**  
**and get ready** for an **AMAZING** experience  
**with your students!**





# Please Note:

- There are 10 math challenges provided as well as décor, a fast finisher activity, and additional extras.
- The digital version is provided in Google Slides.
- Nervous about trying your first room transformation? You'll be hooked once you try one! I promise!
- Feel free to contact me if you have questions or want to chat about room transformations. You can email me at [lindsaythelifetimelearner@gmail.com](mailto:lindsaythelifetimelearner@gmail.com)