

WHAT IS THIS?

It's a low-prep room transformation!



Simply print the 10 phonics activities, put up a few included decor items, and you're ready for a great day!



This themed learning day has 10 centers that all give phonics practice with Long U.

You can use 1, 5, or all 10--it's flexible!

Room transformations can be stress-free and low-prep.

Keep scrolling to learn how!



Let's start with the basics...

What is a classroom transformation?

A classroom transformation changes your room into a certain setting or theme to engage students in their own learning with rigorous content.



Donut Shop Day



Rock Star Day



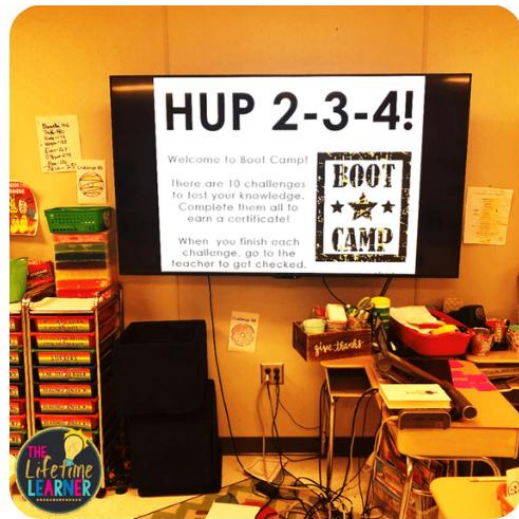
Camping Day

You don't have to spend hours of your time setting up a room transformation or spend lots of money to make it **SO MUCH FUN!**

STEP 1:

Tell your class they are in boot camp today!

They will complete Long U (ui, ew, ue) activities set up around the room. You can do this for a day, a few days, or over the course of a week!



Boot Camp Day

Center #1 ☐ Center #6 ☐
Center #2 ☐ Center #7 ☐
Center #3 ☐ Center #8 ☐
Center #4 ☒ Center #9 ☐
Center #5 ☐ Center #10 ☐
Name: _____

COLOR THE PICTURES
Color each box the same color as the car it goes with.

BLUE car words	car words	car words	car words
ORANGE car words	car words	car words	car words
YELLOW car words	car words	car words	car words

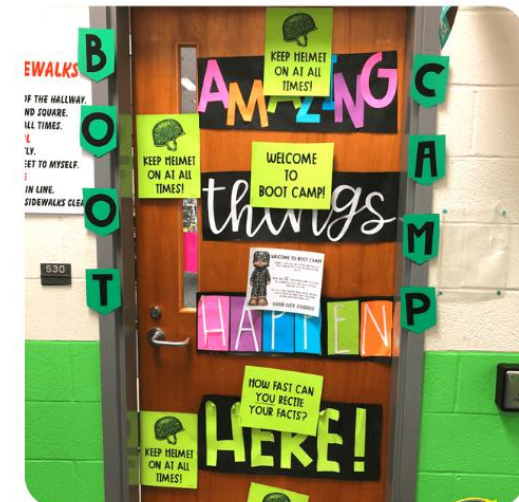
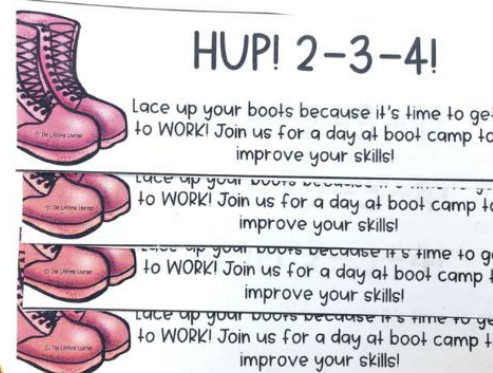
Flexibility is key.

Need to modify? No problem!
Choose how many centers students will need to complete and what time frame they have to meet YOUR needs.



Set-up is quick and easy.

Simply print the posters, 10 activities, and a recording sheet for each student. Place them around your room and you're ready to begin!



STEP 2:

Let students move around the room and complete each center. They can be completed in any order. All centers include practice with Long U (ui, ew, ue). Some centers also include phonemic awareness skills such as rhyming, identifying sounds, blending phonemes, phoneme addition/removal/substitution, and more!

Optional Recording Sheet

When a student finishes a center, you sign that spot on their recording sheet to keep track of what they've completed.

Freedom to choose.

Students can work in partners, rotations, groups, or independently. Your choice!

The collage features two main worksheets. The top worksheet, titled 'Boot Camp Day', includes a cartoon soldier character and a grid of 10 boxes for tracking center completion. The bottom worksheet, titled 'COLOR THE PICTURES', is a 3x3 grid of boxes, each containing a picture and a word with a long 'u' sound. The instructions for the coloring sheet are: 'Color each box the same color as the car it goes with.' The words in the boxes are: c-r-ew, c-r-ui-se, f-ue-l, g-l-ue, s-c-r-ew, s-w-i-m-s-u-i-t, n-ew-s, f-r-u-i-t, and t-i-ss-ue. The bottom left of the collage shows a pink folder with a paperclip and a pair of scissors.

Center #1	<input type="checkbox"/>	Center #6	<input type="checkbox"/>
Center #2	<input type="checkbox"/>	Center #7	<input type="checkbox"/>
Center #3	<input type="checkbox"/>	Center #8	<input type="checkbox"/>
Center #4	ab	Center #9	<input type="checkbox"/>
Center #5	<input type="checkbox"/>	Center #10	<input type="checkbox"/>
Name: _____			

BLUE -ui words c-r-ew	ORANGE -ew words g-l-ue	YELLOW -ue words n-ew-s
c-r-ui-se	s-c-r-ew	f-r-u-i-t
f-ue-l	s-w-i-m-s-u-i-t	t-i-ss-ue

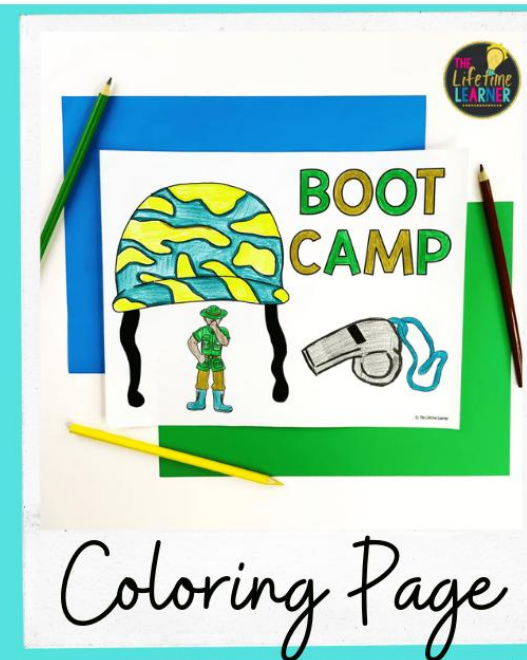

STEP 3:

When students finish all activities you've assigned, they win! You can give them the included certificate, coloring page, or a small prize of your choice.

A shopping guide is also included to give you suggestions of optional "extras" you could add in.

Remember:

Anything different from a "normal" day in the classroom is special to students! A reward at the end isn't required during a classroom transformation.













STEP 4:

Most of the time, there are early finishers. These kiddos get to go around the room and complete a write the room activity! No one is ever bored.

How to Use

Name: _____

FIND IT! WRITE IT! <<<<

A. 	F. 
B. 	G. 
C.  jeep	H. 
D. 	I. 
E. 	J. 

hat
















anchor


Students write each word they find around the room.


How to Use

Name: _____

WRITE THE LETTER <<<<

Letter: 	Letter:  
Letter: 	E.  My helmet is in the dirt.
Letter: E 	Letter:  
Letter:   	Letter: 
Letter: 	Letter:  

J.  The jet

H.  Three ships sail on the sea. is by the man.

Students find each card and write the correct letter on their recording sheet.

**Version 1:
Words**

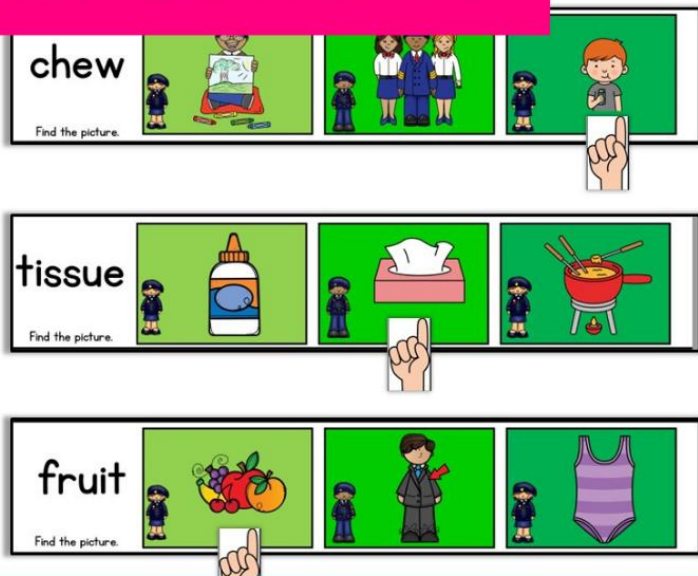
**Choose between
2 versions!**

**Version 2:
Read Sentences**

THE CONTENT:


**10 high-interest centers
in 2 formats: hands-on & no prep!**

Hands-On Centers



You can use the "Hands-On" Centers where students can manipulate and move pieces around. These are easy to laminate and can be reused for years to come.

No-Prep Printables



Or, you can use the "No-Prep Printables" where you simply print and go!

Some teachers use BOTH together!

CENTER 1

Cut and Paste

CUT AND PASTE

bruise rescue stew news

grew tissue flew suit

Name: _____

Cut and paste each box where it belongs.

2 VERSIONS:

V1:

CUT AND PASTE

bruise rescue stew news

grew tissue flew suit

Name: _____

Version 1:
Word to Picture

V2:

CUT AND PASTE

rescue flew news tissue

grew bruise suit stew

Name: _____

Version 2:
Picture to Word

CENTER 2

Pairs Activity

cr uise bl ew

dr ew cl ue

tr ue s uit

Name: _____

Students put the two sides together to form each word.

DON'T FORGET!

cr uise bl ew

dr ew cl ue

tr ue s uit

Name: *Gem*

Head over to the "no-prep printables" file if you'd like to use the print-and-go page with this activity!

CENTER 3

Sorting Game

-ui words

-ew words

-ue words

Students sort each card onto the correct mat.

2 VERSIONS:

V1:

-ui words

bruise
cruise
swimsuit

crew
news
stew
grew

suit
suitcase




Version 1:
Picture given

V2:

-ui words

f-r-u-i-t
b-r-u-i-s-e
c-r-u-i-s-e



Version 2:
Picture and word given

CENTER 4

Word Search

WORD SEARCH

Find each word in the word search by using the clue cards.

suit
bruise
juice
cruise
suitcase
swimsuit

Students find each word in the word search.

2 VERSIONS:

V1:

WORD SEARCH

F	S	G	M	Y	D	L	P	O	R
R	W	S	U	I	T	C	A	S	E
U	I	J	D	B	B	R	O	O	B
I	M	X	I	R	V	U	J	Q	S
T	S	K	B	R	U	I	S	E	U
U	U	B	S	N	E	S	A	L	I
J	I	L	Y	B	W	E	J	Q	T
N	T	A	J	U	I	C	E	I	O

Find each word in the word search by using the clue cards.

bruise
cruise
fruit
juice

Version 1:
Word given

V2:

WORD SEARCH

F	S	G	M	Y	D	L	P	O	R
R	W	S	U	I	T	C	A	S	E
U	I	J	D	B	B	R	O	O	B
I	M	X	I	R	V	U	J	Q	S
T	S	K	B	R	U	I	S	E	U
U	U	B	S	N	E	S	A	L	I
J	I	L	Y	B	W	E	J	Q	T
N	T	A	J	U	I	C	E	I	O

Find each word in the word search by using the clue cards.













bruise
cruise
fruit
juice

Version 2:
Letter boxes given

Version 2: Students find the matching word.

CENTER 7

Task Cards

some ui t ?	 	Sip on the j ui ce	 
It will b r ew to the rim of the cup.	 	I zip up my s ui t c a s e	 
 I see the pink j e w e l .		The c l u e is small to look at.	 

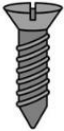

Students put the two sides of each task card together.

2 VERSIONS:

V1:

	Do you have a scr ew ?
	Put on your s w i m s u i t .

V2:











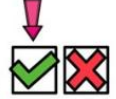


	scr ew
	s w i m s u i t

Version 1:
Sentences

Version 2:
Words

CENTER 8

Fill in the Blank

	  blue	The _____ is tall.	  statue
I will _____ the cat.	  rescue	The foot is a _____.	  clue
Yes, that is _____.	  true	Can I get the _____ box?	  tissue

Students match up the task cards that go together.

2 VERSIONS:

V1:

The sky is _____.
I will _____ the cat.

V2:




The sky is <u>blue</u> .	 
I will <u>rescue</u> the cat.	 




Version 1:
Fill in the blank.




Version 2:
Underlined words.

CENTER 9

Rhyming Puzzles

#1   bruise rhymes with  cruise




#2   fruit rhymes with  suit




#3   blew rhymes with  flew


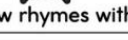

Students put each 2-piece puzzle together.

2 VERSIONS:




V1:




#4   blue rhymes with  clue


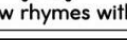

#5   argue rhymes with  rescue

#6   brew rhymes with  crew

V2:

#4   blue rhymes with  clue

#5   argue rhymes with  rescue

#6   brew rhymes with  crew

Version 1:
Word Given on Both Sides

Version 2:
Word Given on One Side

CENTER 10

Line Them Up!

Start! 

We will rescue the cat.

1  The boy has a blue hat on.

1  The witch has a pot to brew with.

1  I see a statue of a bird.

1  My mom and I went on a cruise ship.

1  He drew a sun and a tree.

1  The grass is wet with dew.

1  **Finish!**

2  The jet flew by us fast.

2  It is true that cats like to nap.

2  You can make jam with fruit.

2  I put too much glue on it.

2  My dad put on a suit.

2  I got a bruise when I fell.


2  I get a tissue for my nose.

2  **Finish!**


Students line up the cards in order. 2 games!


2 VERSIONS:


V1:

Start! 


1 We will rescue the cat.

1  The boy has a blue hat on.


1  The witch has a pot to brew with.


1  I see a statue of a bird.


V2:

Start! 

1 rescue

1  blue hat

1  brew

1  statue

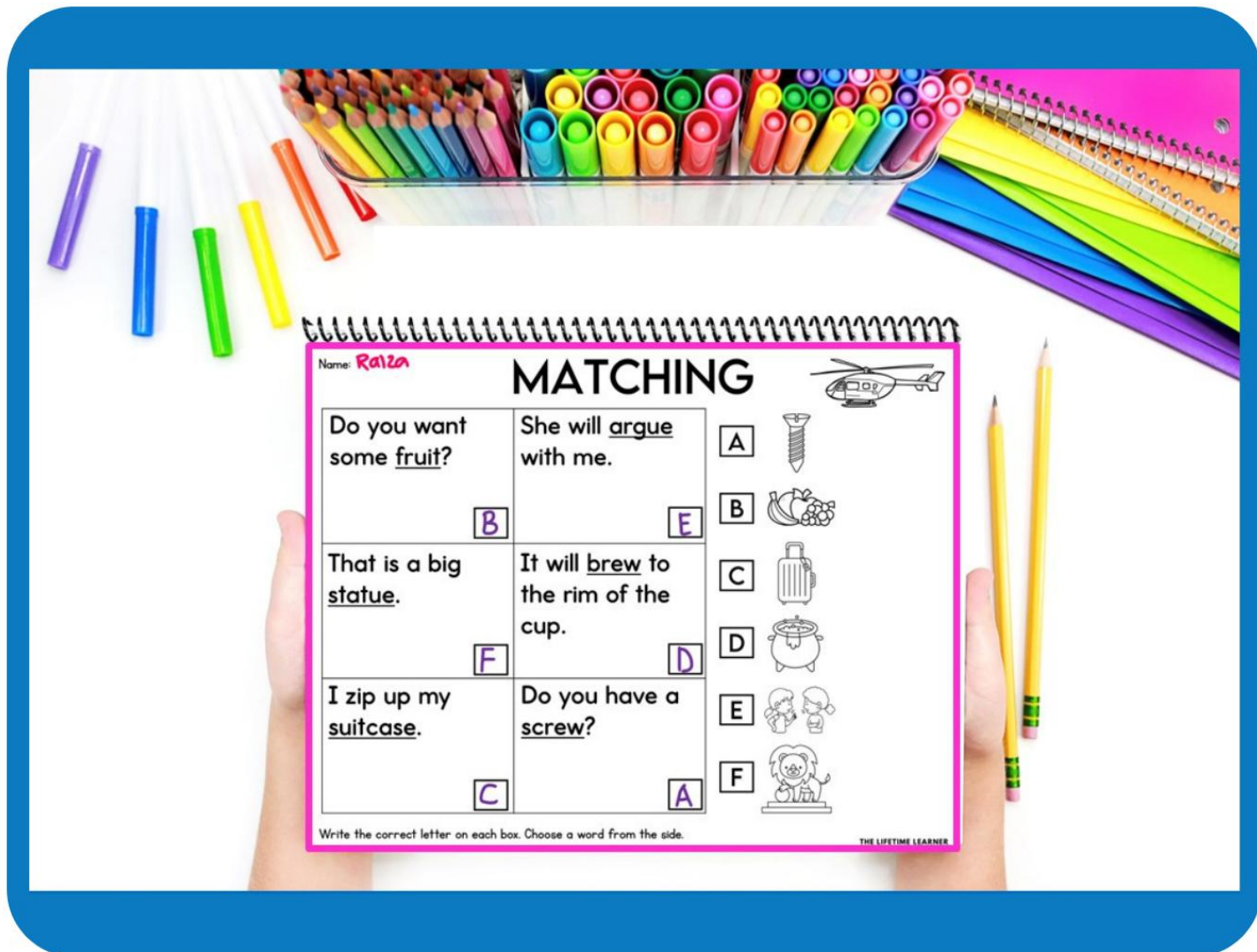
Version 1:
Sentence

Version 2:
Word

HOW TO USE THIS:

Ideas for Implementation:

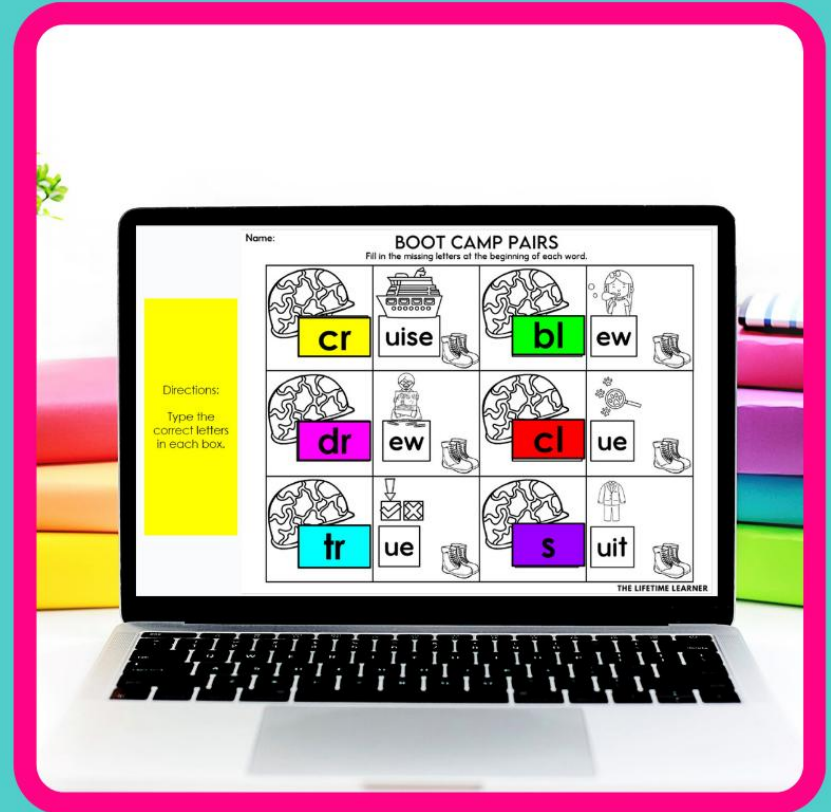
- pick and choose the centers you want to use: do what works best for your class!
- give less than 10 centers to students if you are short on time
- give students the whole day to complete all 10 centers/activities OR spread the room transformation out over a couple of days
- use the hands-on centers during your room transformation and the no-prep printables as a review during your reading block



PRINT & DIGITAL



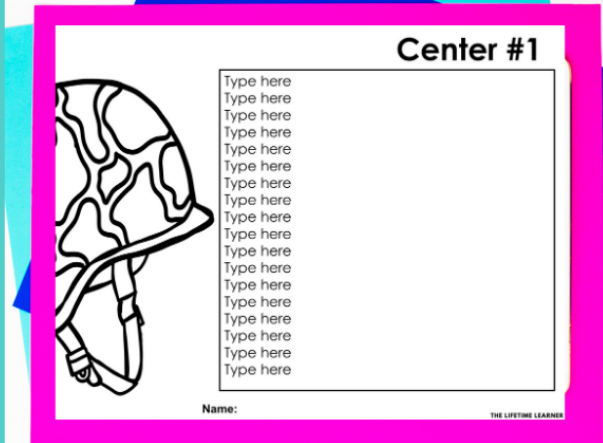
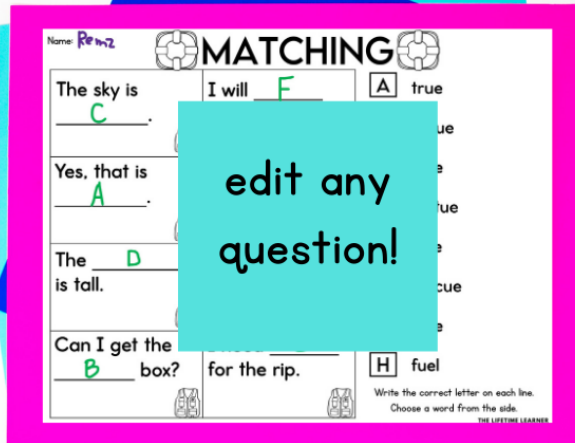
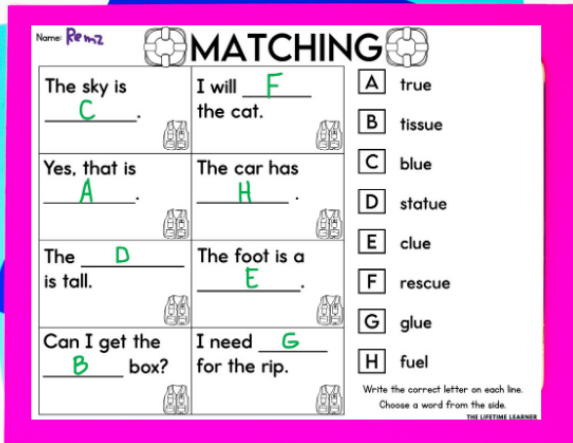
Print & Go



Google Slides

There is a digital version of the
no-prep printables!

The no prep printable questions are 100% editable!



10 Pre-Made Centers (Print & Go)

10 Pre-Made Centers: Editable Version

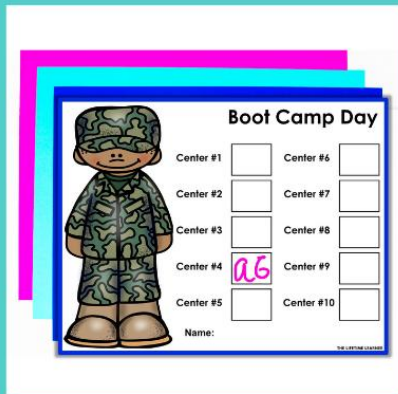
10 Blank Centers To Add Your Own Content

3 Versions Included

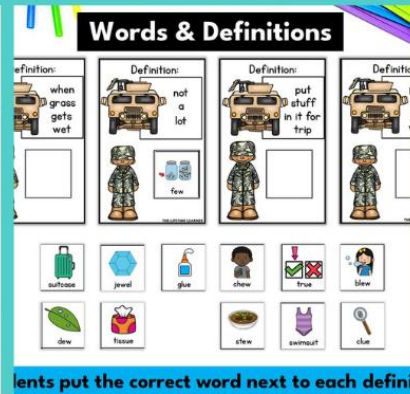
WHAT'S INCLUDED?



10 Color
& B/W Posters



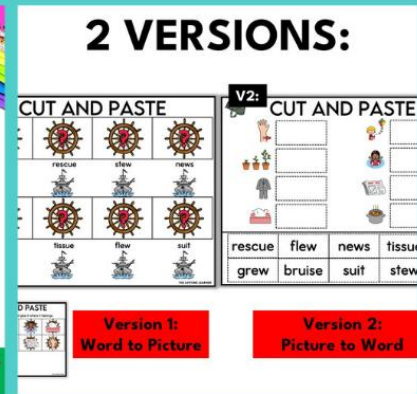
Recording
Sheets



10 Hands On
Centers



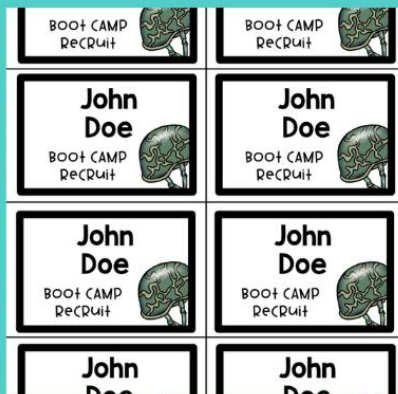
No Prep
Printables



2 Versions of
Most Activities



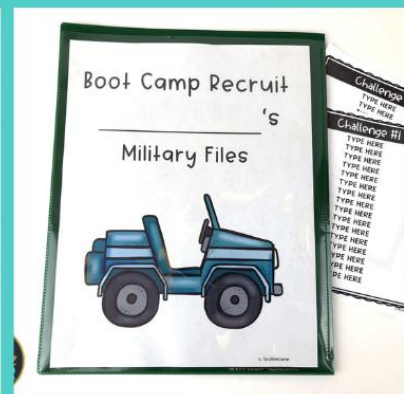
Printable
Hats



Name
Tags



Coloring
Page




Folder
Insert



Decor
Posters

keep scrolling to see more!

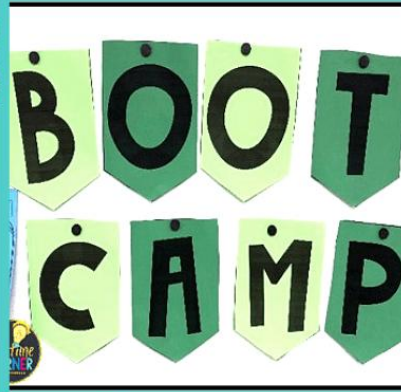
WHAT'S INCLUDED?



Welcome
Slide



Editable
Versions



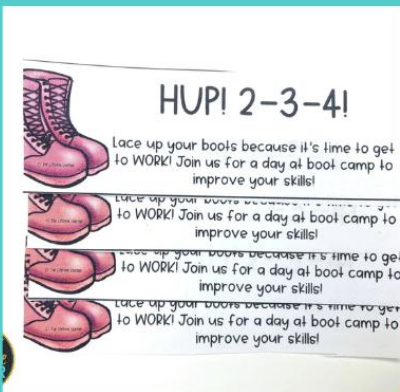
Banner



Certificate



Shopping
Guide



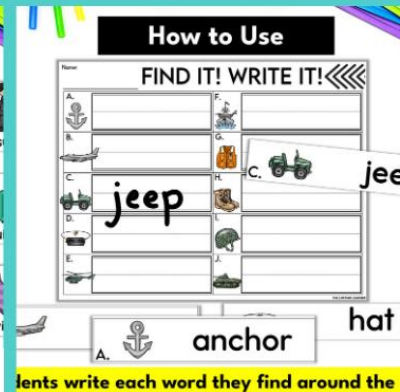
Admission
Tickets



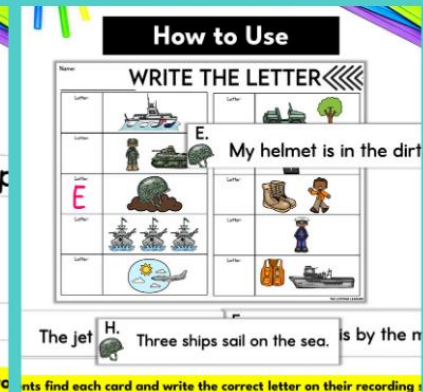
Digital
Version



Answer
Keys



Write the
Room: Words



Write the Room:
Sentences

jam-packed with fun, rigor, and engagement!

other resources this pairs well with:

Differentiate by grabbing reading for multiple grade levels!

Or, add in some math to your themed learning day!



When you purchase a Mega Bundle, you save 50% off the price of the individual resources!

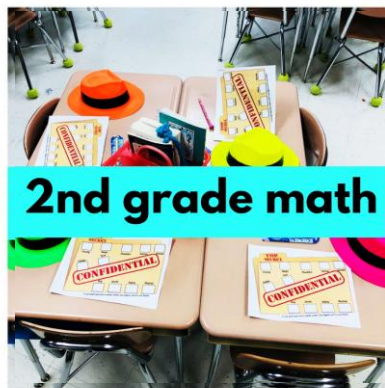


classroom transformations

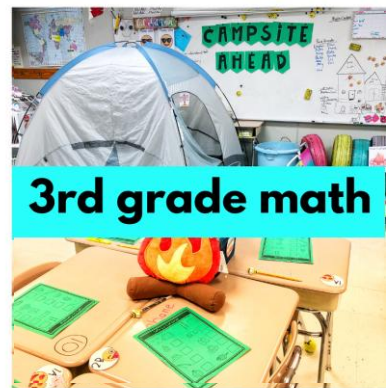
low prep, fun, and engaging!



1st grade math



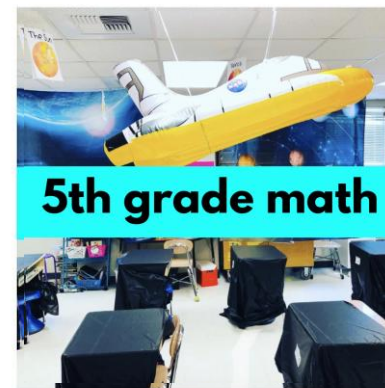
2nd grade math



3rd grade math



4th grade math



5th grade math



kindergarten math

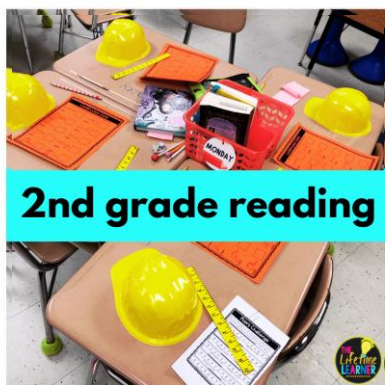
K-5 MATH & READING



kindergarten reading



1st grade reading



2nd grade reading



GR 3-5 reading
comprehension



3-5 reading
add-on packs



alphabet letters

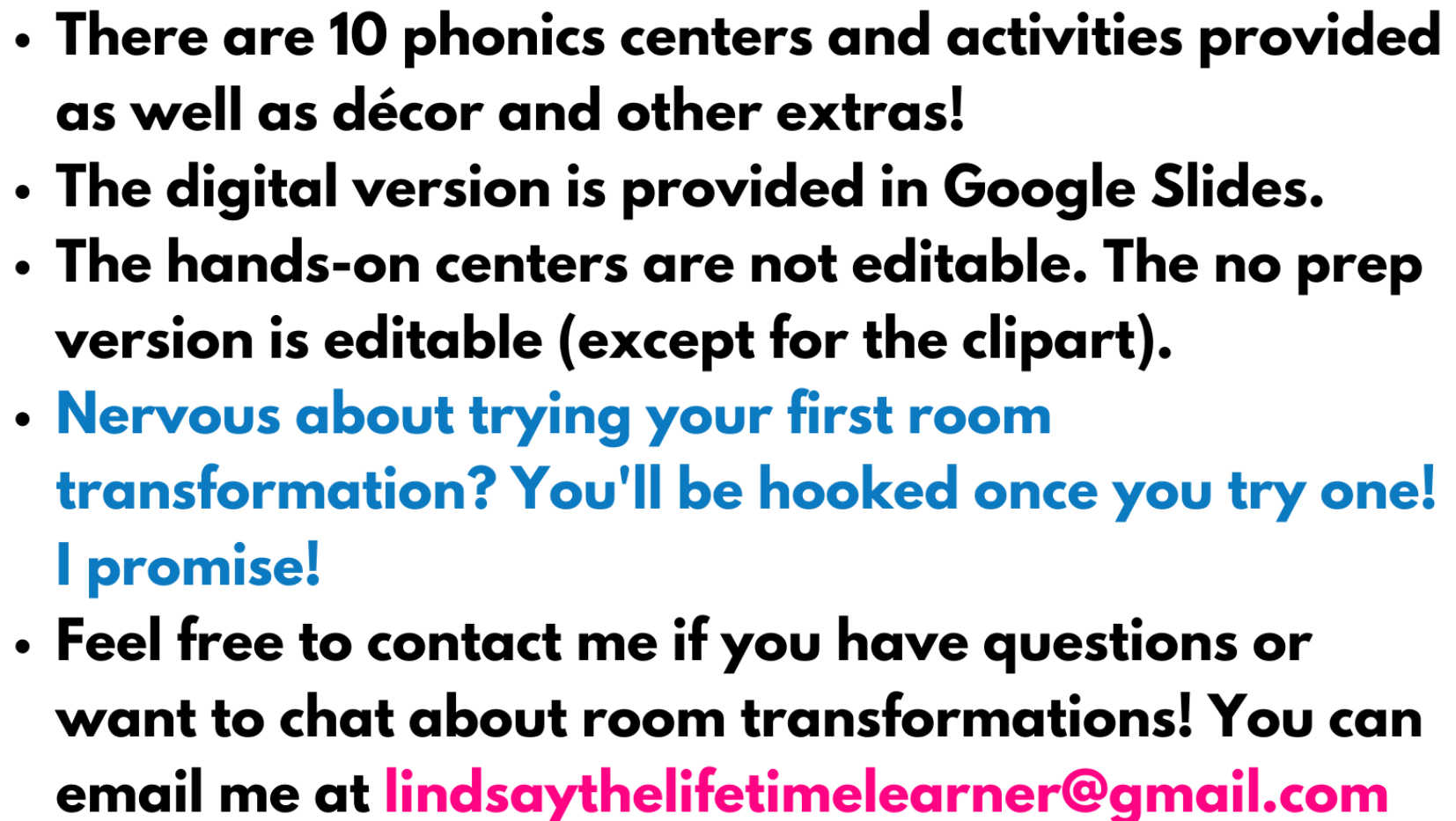
THE LIFETIME LEARNER'S CLASSROOM TRANSFORMATIONS ARE:

1. Engaging to Students
2. Classroom Tested (and Student-Approved)
3. Print and Digital Compatible
4. Jam-Packed with Content
5. Aligned to Reading Standards
6. Easy to Implement
7. Flexible for Every Classroom
8. Versatile Ways to Reward Students
9. Rigorous Student Learning Activities

All content is included so you can simply **print** and **get ready** for an **AMAZING** experience with your students!



Please Note:

- 
- There are 10 phonics centers and activities provided as well as décor and other extras!
 - The digital version is provided in Google Slides.
 - The hands-on centers are not editable. The no prep version is editable (except for the clipart).
 - Nervous about trying your first room transformation? You'll be hooked once you try one! I promise!
 - Feel free to contact me if you have questions or want to chat about room transformations! You can email me at lindsaythelifetimelearner@gmail.com