

Let's start with the basics...

What is a classroom transformation?

A classroom transformation changes your room into a certain setting or theme to engage students in their own learning with rigorous content.



Donut Shop Day



Rock Star Day



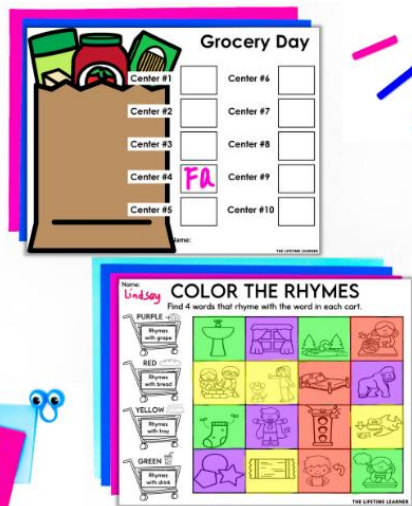
Camping Day

You don't have to spend hours of your time setting up a room transformation or spend lots of money to make it **SO MUCH FUN!**

STEP 1:

Tell your class they are in a grocery store today!

They will complete R blend activities set up around the room. You can do this for a day, a few days, or over the course of a week!



Flexibility is key.

Need to modify? No problem!

Choose how many centers students will need to complete and what time frame they have to meet YOUR needs.



Set-up is quick and easy.

Simply print the posters, 10 activities, and a recording sheet for each student. Place them around your room and you're ready to begin!



STEP 2:

Let students move around the room and complete each center. They can be completed in any order. All centers include practice with R blends. Some centers also include phonemic awareness skills such as rhyming, identifying sounds, blending phonemes, phoneme addition/removal/substitution, and more!

Optional Recording Sheet

When a student finishes a center, you sign that spot on their recording sheet to keep track of what they've completed.

Freedom to choose.

Students can work in partners, rotations, groups, or independently. Your choice!

Grocery Day

Center #1	<input type="checkbox"/>	Center #6	<input type="checkbox"/>
Center #2	<input type="checkbox"/>	Center #7	<input type="checkbox"/>
Center #3	<input type="checkbox"/>	Center #8	<input type="checkbox"/>
Center #4	FA	Center #9	<input type="checkbox"/>
Center #5	<input type="checkbox"/>	Center #10	<input type="checkbox"/>

Name: _____

THE LIFETIME LEARNER

NAME: Lindsay

COLOR THE RHYMES

Find 4 words that rhyme with the word in each cart.

PURPLE Rhymes with grape				
RED Rhymes with bread				
YELLOW Rhymes with tray				
GREEN Rhymes with drink				

THE LIFETIME LEARNER

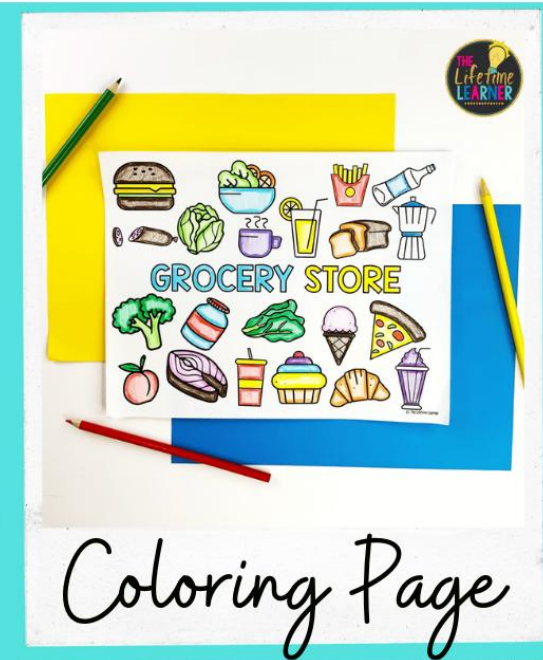
STEP 3:

When students finish all activities you've assigned, they win! You can give them the included certificate, coloring page, or a small prize of your choice.

A shopping guide is also included to give you suggestions of optional "extras" you could add in.

Remember:

Anything different from a "normal" day in the classroom is special to students! A reward at the end isn't required during a classroom transformation.





STEP 4:

Most of the time, there are early finishers. These kiddos get to go around the room and complete a write the room activity! No one is ever bored.

How to Use

Name: _____

FIND IT! WRITE IT!

A. 	_____	F. 	_____
B. 	muffin	G. 	_____
C. 	_____	H. 	muffin
D. 	_____	I. 	_____
E. 	_____	J. 	_____












E.  _____
H.  _____ **corn** **chicken**

Students write each word they find around the room.

How to Use

Name: _____

WRITE THE LETTER

Letter: _____		Letter: _____	
E. 	I see four apples.	Letter: _____	
Letter: _____		Letter: _____	E 
Letter: _____		Letter: _____	
Letter: _____		Letter: _____	
Letter: _____		Letter: _____	_____

J.  I like t
H.  I am hungry for food. **ermelon** is big.

Students find each card and write the correct letter on their recording sheet.

**Version 1:
Words**

**Choose between
2 versions!**

**Version 2:
Read Sentences**

THE CONTENT:

10 high-interest centers
in 2 formats: hands-on & no prep!

Hands-On Centers

I love to eat  . 	 cr
My dog has  fur. 	 br
Her hat is  . 	 gr
You gave me a  . 	 pr













You can use the "Hands-On" Centers where students can manipulate and move pieces around. These are easy to laminate and can be reused for years to come.

No-Prep Printables

Name: kc

FIND THE BLENDS

Write a blend in each box.

I love to eat  . cr	My dog has dark  fur. br	Her hat is the color  . gr	You gave me a  . pr
Can you  me home? dr	Will you  that on? tr	 me an egg. fr	The  went up the hill. tr
The ball will  it. br	What will you put in the  ? fr	I want a  . pr	I had a good  in bed. dr

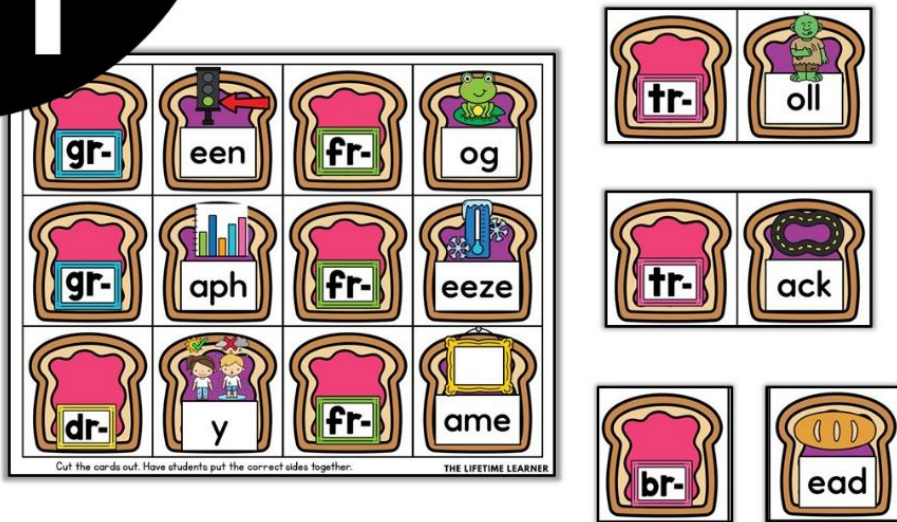
It will be one of these! **br- gr- cr- pr- fr- dr- tr-** THE LIFETIME LEARNER

Or, you can use the "No-Prep Printables" where you simply print and go!

Some teachers use BOTH together!

CENTER 1

Pairs Activity



Cut the cards out. Have students put the correct sides together.

gr-	een	fr-	og
gr-	aph	fr-	eeze
dr-	y	fr-	ame

THE LIFETIME LEARNER

fr-	oll
tr-	ack
br-	ead

Students put the two sides together to form each word.



DON'T FORGET!

Name: *Kate* PEANUT BUTTER AND JELLY
Fill in the missing letters of the end of each word.

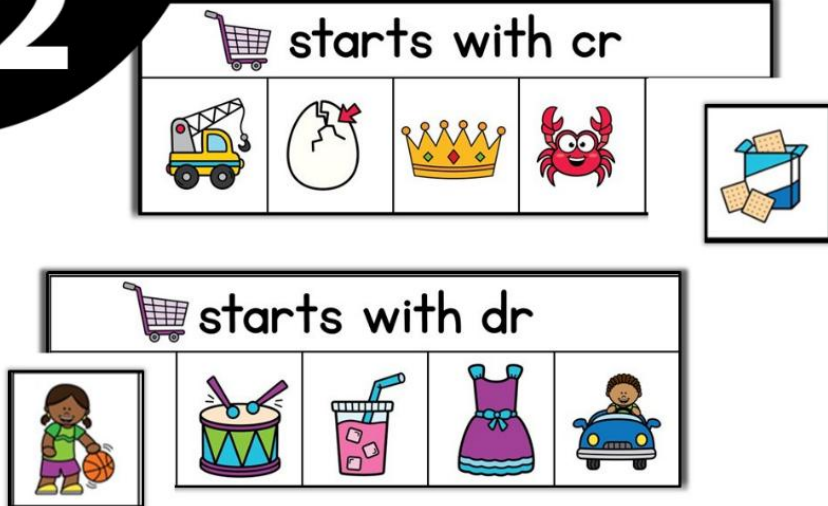
gr-	een	fr-	og
gr-	aph	fr-	eeze
dr-	op	fr-	ame

THE LIFETIME LEARNER





Head over to the "no-prep printables" file if you'd like to use the print-and-go page with this activity!

CENTER 2






4 Piece Puzzles



shopping cart starts with cr


			
---	---	---	---

shopping cart starts with dr

				
---	---	---	---	---






Students put each puzzle together.

2 VERSIONS:








V1: Cut the puzzles out for students to put back together.

shopping cart starts with fr

				
---	---	---	---	---



shopping cart starts with gr

				
---	---	---	---	---



THE LIFETIME LEARNER

V2: Cut the puzzles out for students to put back together.

shopping cart starts with fr

	fridge	frown		fries
---	--------	-------	---	-------

shopping cart starts with gr

	grandpa	grave	grandma	
---	---------	-------	---------	---

THE LIFETIME LEARNER

Version 1:
Picture Given

Version 2:
Picture & Word Given

CENTER 3

Put a Fruit!

to eat  .		 cr
My dog has  fur.		 br
Her hat is  .		 gr
You gave me a  .		 pr

Put the correct blend next to each sentence.

DON'T FORGET!

Name: **kc**

FIND THE BLENDS

Write a blend in each box.

I love to eat  .	My dog has dark  fur.	Her hat is the color  .	You gave me a  .
cr	br	gr	pr
Can you  me home?	Will you  that on?	Give me an egg.  .	The  went up the hill.
dr	tr	fr	tr
The ball will  it.	What will you put in the  ?	I want a  .	I had a good  in bed.
br	fr	pr	dr

It will be one of these!

br- gr- cr- pr- fr- dr- tr-

THE LIFETIME LEARNER

Head over to the "no-prep printables" file if you'd like to use the print-and-go page with this activity!

CENTER 4

Missing Letters

The y i n g

The pan has in it.

The shark chases the e y .

The a c e The dots to make a star.

The r e s e n t has a bow on top.

Add the Letters





Write 1 letter in each box to show each blend.

THE LIFETIME LEARNER





Students fill in the missing letters on each task card.

2 VERSIONS:

V1:

The <input type="text"/> y i n g pan has bacon in it.	The <input type="text"/> e e z e r has cold food in it.
	
The plants will <input type="text"/> o w for five days.	The <input type="text"/> o o m is not holding flowers.
	

V2:

<input type="text"/> y i n g	<input type="text"/> e e z e r
	
<input type="text"/> o w	<input type="text"/> o o m
	









Version 1: Sentences

Version 2: Words


CENTER 5

Cut and Paste

CUT AND PASTE

	<input type="text"/>	ies		<input type="text"/>	osting
	<input type="text"/>	ackers		<input type="text"/>	cr umbs
	<input type="text"/>	etzel		<input type="text"/>	ink
	<input type="text"/>	apes		<input type="text"/>	ead









gr fr br fr cr dr pr



Cut and paste each box where it belongs.

2 VERSIONS:

V1: CUT AND PASTE









	<input type="text"/>	ies		<input type="text"/>	osting
	<input type="text"/>	ackers		<input type="text"/>	umbs
	<input type="text"/>	etzel		<input type="text"/>	ink
	<input type="text"/>	apes		<input type="text"/>	ead

gr cr fr br fr cr dr pr

THE LIFETIME LEARNER

Version 1:
Beginning of Word

V2: CUT AND PASTE

	<input type="text"/>			<input type="text"/>	
	<input type="text"/>			<input type="text"/>	
	<input type="text"/>			<input type="text"/>	
	<input type="text"/>			<input type="text"/>	













crumb grapes bread frosting
pretzel drink fries crackers

THE LIFETIME LEARNER

Version 2:
Full Word

CENTER 6

Sorting Game













fr gr cr tr

THE LIFETIME LEARNER

Students sort each card onto the correct mat.

2 VERSIONS:

V1:

V2:

fr cr tr

THE LIFETIME LEARNER

Version 1:
Find the exact word.

Version 2:
Focus on beginning blend.















CENTER 7

This or That?

	I won a trophy.	 A.	
	I see a crow up there.	 B.	
	Please trim my hair.	 C.	
	I do not want to eat the crust.	 D.	

Students put a checkmark on the side with the correct answer.

2 VERSIONS:

V1:	I won a trophy.	 A.	V2:	trophy	 A.
	I see a crow up there.	 B.		crow	 B.
	Please trim my hair.	 C.		trim	 C.
	I do not want to eat the crust.	 D.		pizza	 D.

Version 1:
Sentence

Version 2:
Word

CENTER 8

Rhyming Sort

Find 4 items that rhyme with the word in the cart.

Rhymes with grape

Rhymes with tray

Rhymes with drink

Find 4 items that rhyme with the word in the cart.









Find 4 items that rhyme with the word in the cart.

Find 4 items that rhyme with the word in the cart.



Students sort each card onto the correct mat.

2 VERSIONS:

V1:					V2:				
						bed	red	head	fed

Find 4 items that rhyme with the word in the cart.

Rhymes with bread

Find 4 items that rhyme with the word in the cart.

Rhymes with bread

Version 1:
Picture given

Version 2:
Word & picture given

HOW TO USE THIS:

Ideas for Implementation:


- pick and choose the centers you want to use: do what works best for your class!
- give less than 10 centers to students if you are short on time
- give students the whole day to complete all 10 centers/activities OR spread the room transformation out over a couple of days
- use the hands-on centers during your room transformation and the no-prep printables as a review during your reading block



PRINT & DIGITAL



Print & Go











Google Slides

There is a digital version of the no-prep printables!

The no prep printable questions are **100% editable!**

Name: *Emily* **ADD THE LETTERS**

Read each sentence. Write each blend. Write a letter in each box.







The tr ail ends at the park. 	Trace the dots to make a star. 	The shark chases the prey. 	The present has a bow on top. 
The frying pan has bacon in it. 	The plants will grow for five days. 	The freezer has cold food in it. 	The groom is not holding flowers. 

Choose which one fits. **br- gr- cr- pr- fr- dr- tr-** THE LIFETIME LEARNER

Name: *Emily* **ADD THE LETTERS**

Read each sentence. Write each blend. Write a letter in each box.

edit any question!

The tr ail ends at the park. 	The shark chases the prey. 	The present has a bow on top. 
The frying pan has bacon in it. 	The plants will grow for five days. 	The groom is not holding flowers. 

Choose which one fits. **br- gr- cr- pr- fr- dr- tr-** THE LIFETIME LEARNER

Center #1

Type here
Type here
Type here
Type here
Type here
Type here
Type here
Type here
Type here
Type here
Type here
Type here
Type here
Type here
Type here

Name: _____

THE LIFETIME LEARNER


10 Pre-Made Centers
(Print & Go)

10 Pre-Made Centers:
Editable Version

10 Blank Centers
To Add Your Own Content

3 Versions Included

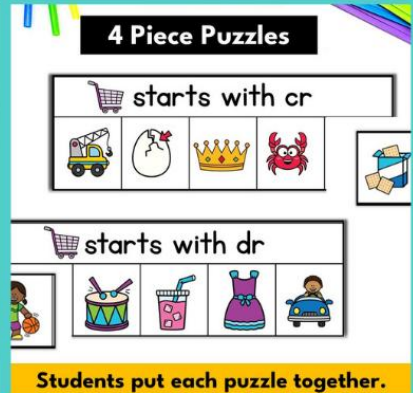
WHAT'S INCLUDED?



10 Color & B/W Posters



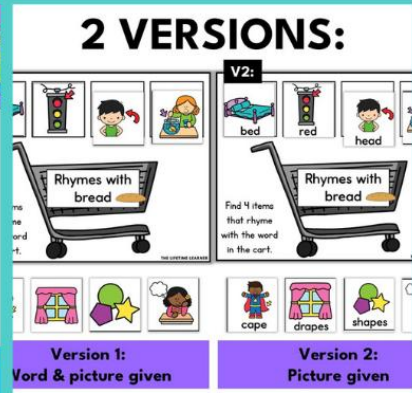
Recording Sheets



10 Hands On Centers



No Prep Printables




2 Versions of Most Activities



Printable Hats



Name Tags



Coloring Page



Folder Insert



Decor Posters

keep scrolling to see more!

WHAT'S INCLUDED?



Welcome Slide



Click over to the "no-prep printables" file if you'd like to print-and-go page with this activity!

Editable Versions



Banner



Certificate



Shopping Guide



Admission Tickets



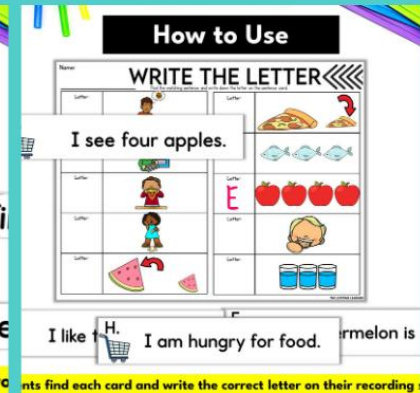
Digital Version



Answer Keys



Write the Room: Words



Write the Room: Sentences

jam-packed with fun, rigor, and engagement!

other resources this pairs well with:

Differentiate by grabbing reading for multiple grade levels!

Or, add in some math to your themed learning day!

GROCERY store R blends

PEANUT BUTTER
Cut and glue the correct picture on each blank.

ADD THE LETTERS
low letzel aick

COLOR THE RHYMES
Find 4 words that rhyme with the word in each box.

licket

KINDERGARTEN PHONICS
By: The Lifetime Learner

EDITABLE ROOM TRANSFORMATION

GROCERY store hard & soft C&G

C AND G CO
Find 6 words that go in each box.

PB&J PAIRS
Read each word. Write the picture that goes with it.

ADD THE LETTERS
Find 4 words that rhyme with the word in each box.

2ND GRADE READING
By: The Lifetime Learner

EDITABLE ROOM TRANSFORMATION

GROCERY store compare 2 digit numbers 1.NBT.3

91 < 99 43 <

47 < 74

1ST GRADE MATH
By: The Lifetime Learner

EDITABLE ROOM TRANSFORMATION

GROCERY store counting how many K.CC.5

How many?

How many?

APPLE

KINDERGARTEN MATH
By: The Lifetime Learner

EDITABLE ROOM TRANSFORMATION

phonics MEGA BUNDLE

CLASSROOM TRANSFORMATIONS

40 THEME DAYS! FIRST GRADE

THE LIFETIME LEARNER

When you purchase a Mega Bundle, you save 50% off the price of the individual resources!

math MEGA BUNDLE

CLASSROOM TRANSFORMATIONS

40 THEME DAYS! FIRST GRADE

THE LIFETIME LEARNER

classroom transformations

low prep, fun, and engaging!



1st grade math



2nd grade math



3rd grade math



4th grade math



5th grade math



kindergarten math

K-5 MATH & READING



kindergarten reading



1st grade reading



2nd grade reading



GR 3-5 reading comprehension



3-5 reading add-on packs



alphabet letters

THE LIFETIME LEARNER'S CLASSROOM TRANSFORMATIONS ARE:

1. Engaging to Students
2. Classroom Tested (and Student-Approved)
3. Print and Digital Compatible
4. Jam-Packed with Content
5. Aligned to Reading Standards
6. Easy to Implement
7. Flexible for Every Classroom
8. Versatile Ways to Reward Students
9. Rigorous Student Learning Activities

All content is included so you can simply **print**
and get ready for an **AMAZING** experience
with your students!

Please Note:

- **There are 10 phonics centers and activities provided as well as décor and other extras!**
- **The digital version is provided in Google Slides.**
- **The hands-on centers are not editable. The no prep version is editable (except for the clipart).**
- **Nervous about trying your first room transformation? You'll be hooked once you try one! I promise!**
- **Feel free to contact me if you have questions or want to chat about room transformations! You can email me at lindsaythelifetimelearner@gmail.com**