


WHAT IS THIS?

It's a low-prep room transformation!



Use the 10 math challenges, included decor, and more for a fun & easy room transformation!



Simply print the academic challenges, put up a few included decor items, and you're ready for a great day!

Room transformations can be stress-free and low-prep.

Keep scrolling to learn how!



Let's start with the basics...

What is a classroom transformation?

A classroom transformation changes your room into a certain setting or theme to engage students in their own learning with rigorous content.



Donut Shop Day



Rock Star Day




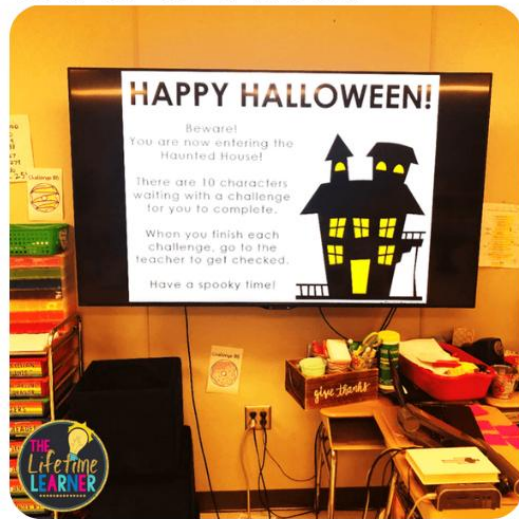
Camping Day

You don't have to spend hours of your time setting up a room transformation or spend lots of money to make it **SO MUCH FUN!**

STEP 1:

Tell your class it is
Halloween today!

They will practice reviewing 2nd grade math standards in activities set up around the room. You can do this for a day, a few days, or over the course of a week!



Set-up is quick and easy.

Simply print the posters, 10 activities, and a recording sheet for each student. Place them around your room and you're ready to begin!

Flexibility is key.

Need to modify? No problem!
Choose how many centers students will need to complete and what time frame they have to meet YOUR needs.



STEP 2:

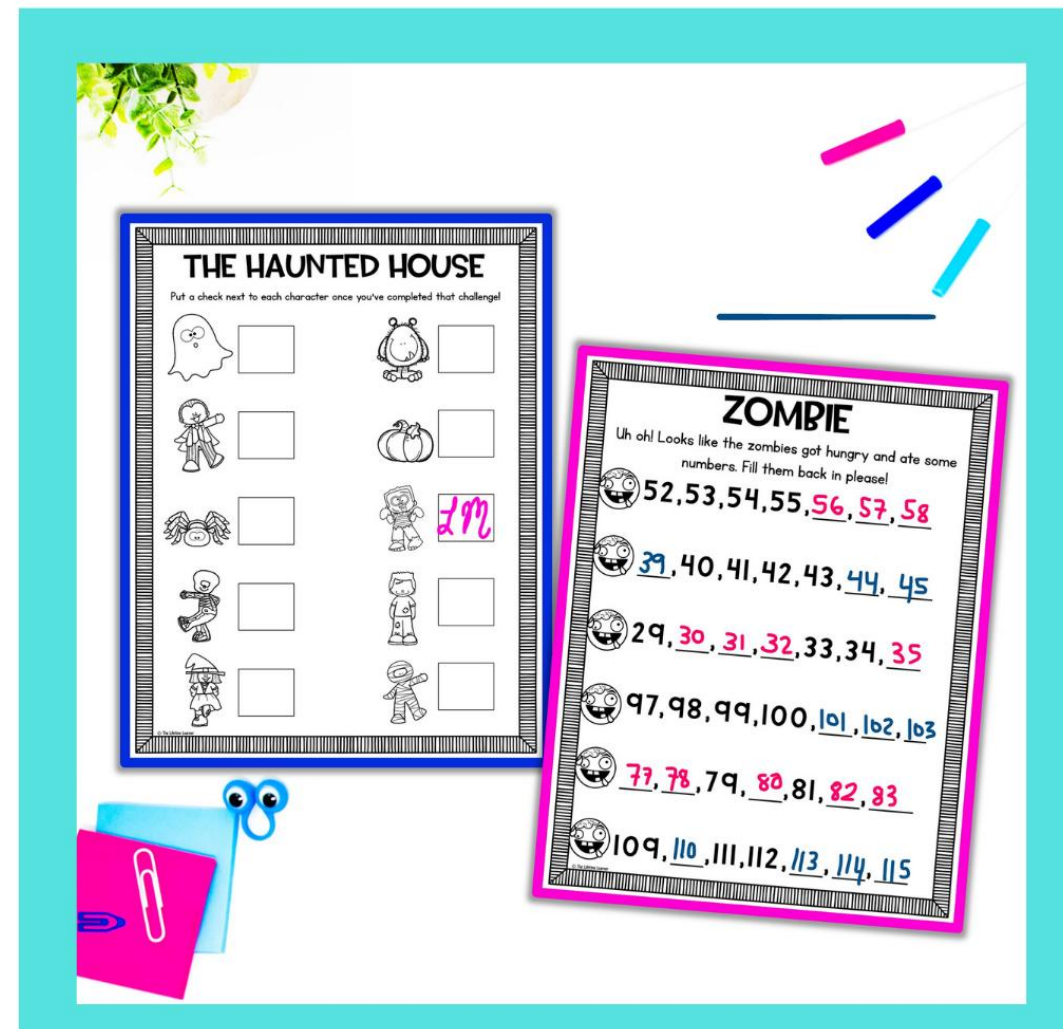
Let students move around the room and complete each center. They can be completed in any order. All centers include reviewing 2nd grade math standards.

Optional Recording Sheet

When a student finishes a center, you sign that spot on their recording sheet to keep track of what they've completed.

Freedom to choose.

Students can work in partners, rotations, groups, or independently. Your choice!



STEP 3:

This part is optional but SO MUCH FUN!

After students complete each center, I have them pull out a chance card.

If the card says "Trick", they put their hand in a Halloween "Trick Bag".

If the card says "Treat", they get a piece of candy.

What's in the Trick Bags?

There are things like marshmallows (ghost poop), carrots (monster toes), and a glove filled of flour (Frankenstein's hand). The resource includes ten bag labels and a shopping list of exactly what you'll need to fill them up.



Chance Card



"Treat"



Trick Bag



Trick Bag


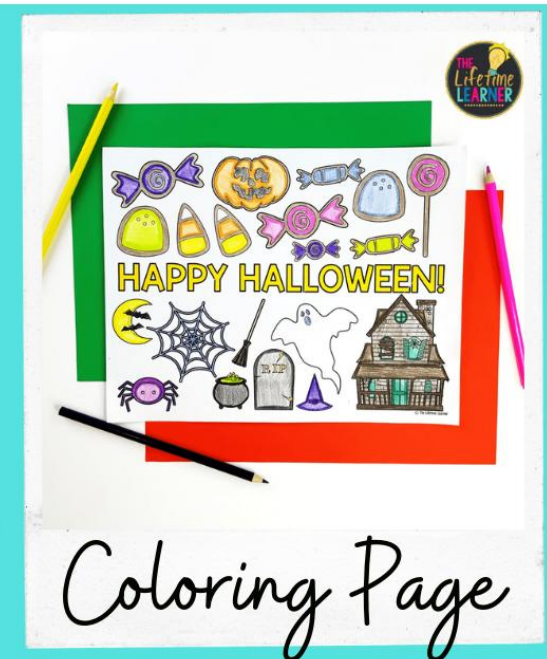
STEP 4:

When students finish all activities you've assigned, they win! You can give them the included certificate, coloring page, or a small prize of your choice.

A shopping guide is also included to give you suggestions of optional "extras" you could add in.

Remember:

Anything different from a "normal" day in the classroom is special to students! A reward at the end isn't required during a classroom transformation.



STEP 5:

Most of the time, there are early finishers. These kiddos get to go around the room and read fun facts about the topic! No one is ever bored.

Choose from 3 versions!

Digital Scavenger Hunt

Let students "find" the facts on Google Slides

Printable Facts

Hang facts around room

QR Codes

Students scan to read fun facts



THE CONTENT:

10 themed math challenges
aligned to math standards

GHOST

In each equation, figure out what number is being described.
Write the answer on each ghost's head.

-2 hundreds
-4 tens
-9 ones

$400+40+3$

-7 tens
-5 hundreds
-1 one

-6 ones
-8 tens
-3 hundreds

$90+800+5$

$4+60+500$

$700+8+30$

-9 hundreds
-3 ones
-6 tens

FRANKIE

Tell the value of the underlined place.

$28\underline{9}$

$90\underline{7}$

$8\underline{2}5$

$5\underline{3}4$

$1\underline{4}0$

$3\underline{1}1$

$4\underline{5}5$

$7\underline{6}2$

WITCH

Solve each addition fact on the hat and color it in based on the key below.

Red: 13
Orange: 12
Yellow: 15
Light Green: 14
Dark Green: 16
Light Blue: 20
Dark Blue: 18
Purple: 19
Pink: 17

$5+10$

$12+7$

$8+8$

$13+4$

$13+5$

$11+3$

$13+7$

$6+7$

$8+4$

$8+5$

$9+8$

$8+11$

$9+6$

$6+6$

$7+8$

$16+4$

$14+5$

$7+7$

$4+12$

$9+9$

HOW TO USE THIS:

Ideas for Implementation:

- pick and choose the centers you want to use: do what works best for your class!
- you can have students work individually, in partners, or small groups--any way works!
- give students 1-2 hours to complete all 10 activities
- give less than 10 challenges to students if you are short on time
- OR spread the room transformation out over a couple of days



PRINT & DIGITAL



Print & Go




Google Slides

**Choose the format
that works best for you!**

Every activity relates to real-life mathematics!

ZOMBIE

Uh oh! Looks like the zombies got hungry and ate some of the numbers. Fill them back in please!

 50, 55, 60, 65

MONSTER

Write each number in word form, expanded form, and draw a place value drawing.

PUMPKIN

There were 100 pumpkins in the pumpkin patch. Someone comes along and buys 43 of them. How many pumpkins are there now?

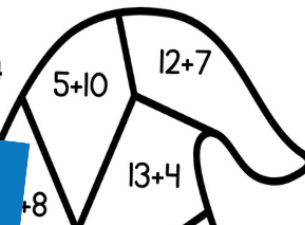
MUMMY

Color the mummy yellow if it's even and purple if it's odd.

WITCH



Solve each addition fact on the hat and color it in based on the key below.

Red: 13
Orange: 12
Yellow: 15
Light Green: 14
Dark Green: 16
Light Blue: 20



SKELETON

Each skeleton add each set of numbers.

 $17+39$ 

VAMPIRE

Draw a line from each equation to the vampire symbol that is correct. If the symbol is correct, draw a line to the happy vampire; if incorrect, draw a line to the unhappy vampire.

$452 > 455$


$281 < 282$

$773 < 375$

$399 > 933$

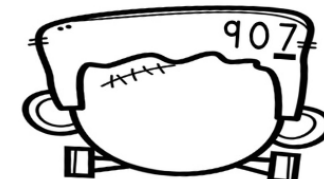
GHOST

In each equation, figure out what number is being described. Write the answer on each ghost's head.



FRANKIE

Write the value of the underlined place.



focuses on:
reviewing 2nd grade
math standards

VAMPIRE

Draw a line from each equation to the vampire it belongs to. If the symbol is correct, draw a line to the happy vampire. If the answer is incorrect, draw a line to the unhappy vampire and fix the symbol.

452 \rightarrow 455

281 \leftarrow 282

773 \leftarrow 375

399 \rightarrow 933



WITCH

Solve each addition fact on the hat and color it in based on the key below.

Red: 13

Orange: 12

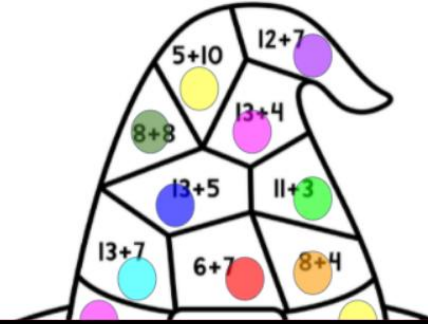
Yellow: 15

Light Green: 14

Dark Green: 16

Light Blue: 20

Dark Blue: 18



SKELETON

Help each skeleton add each set of numbers.

$61+38$

99



$17+39$

56



$70-35$

35

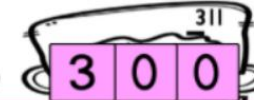
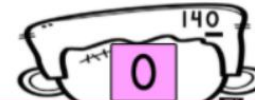
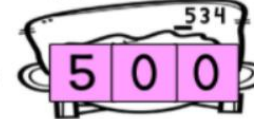
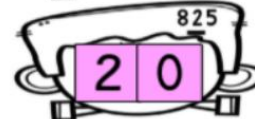




$26+54$

80



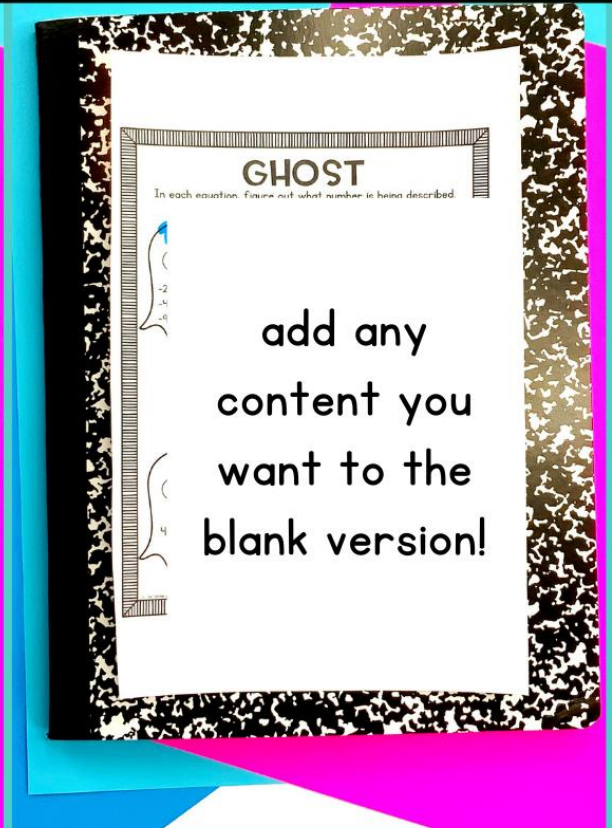
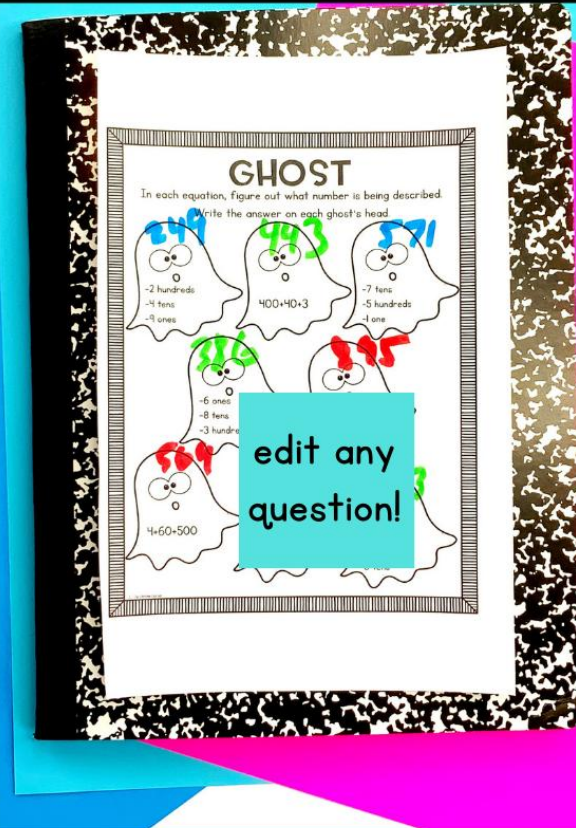

FRANKIE



Tell the value of the underlined place.

Digital Version: Google Slides

Questions are 100% editable!



10 Pre-Made
Challenges:
Print & Go

10 Pre-Made
Challenges:
Editable Version


10 Blank Challenges
To Add Your Own
Content

3 Versions Included

WHAT'S INCLUDED?




10 Color & B/W Posters



Recording Sheets



Blog Post Ideas




Teacher Guide



Door Decor



Printable Hats



Name Tags



Coloring Page




Folder Insert




Decor Posters

keep scrolling to see more!

WHAT'S INCLUDED?



Welcome Slide



Editable Versions



Banner




Certificate



Shopping Guide



Admission Tickets



Digital Version



Answer Keys



QR Codes



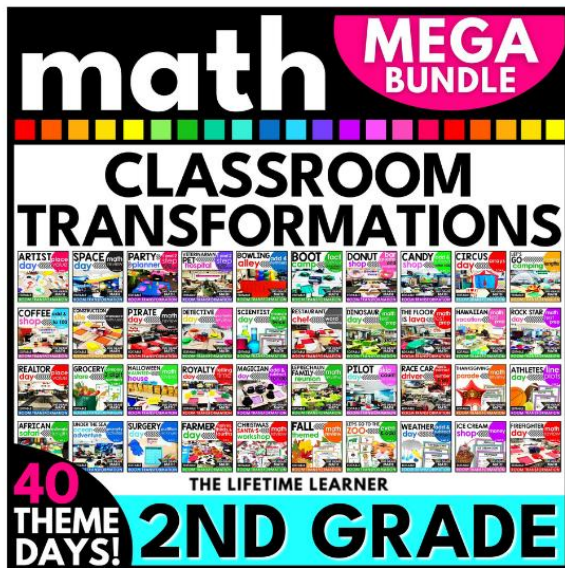
Fun Facts

jam-packed with fun, rigor, and engagement!

other resources this pairs well with:

Differentiate by grabbing math for multiple grade levels!

Or, add in some reading to your themed learning day!



When you purchase a Mega Bundle, you save 50% off the price of the individual resources!



classroom transformations

low prep, fun, and engaging!



1st grade math



2nd grade math



3rd grade math



4th grade math



5th grade math



kindergarten math

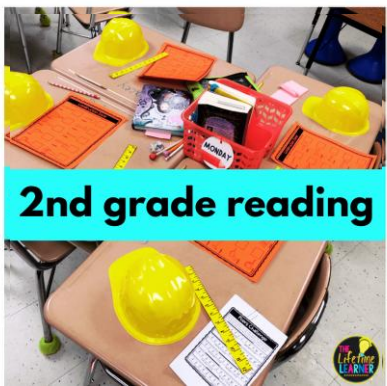
K-5 MATH & READING



kindergarten reading



1st grade reading



2nd grade reading



GR 3-5 reading comprehension



3-5 reading add-on packs



alphabet letters

THE LIFETIME LEARNER'S CLASSROOM TRANSFORMATIONS ARE:

1. Engaging to Students
2. Classroom Tested (and Student-Approved)
3. Print and Digital Compatible
4. Jam-Packed with Content
5. Aligned to Math Standards
6. Easy to Implement
7. Flexible for Every Classroom
8. Versatile Ways to Reward Students
9. Rigorous Student Learning Activities

All content is included so you can simply **print**
and get ready for an **AMAZING** experience
with your students!

Please Note:

- **There are 10 math challenges provided as well as décor, a fast finisher activity, and additional extras.**
- **The digital version is provided in Google Slides.**
- **Nervous about trying your first room transformation? You'll be hooked once you try one! I promise!**
- **Feel free to contact me if you have questions or want to chat about room transformations. You can email me at lindsaythelifetimelearner@gmail.com**