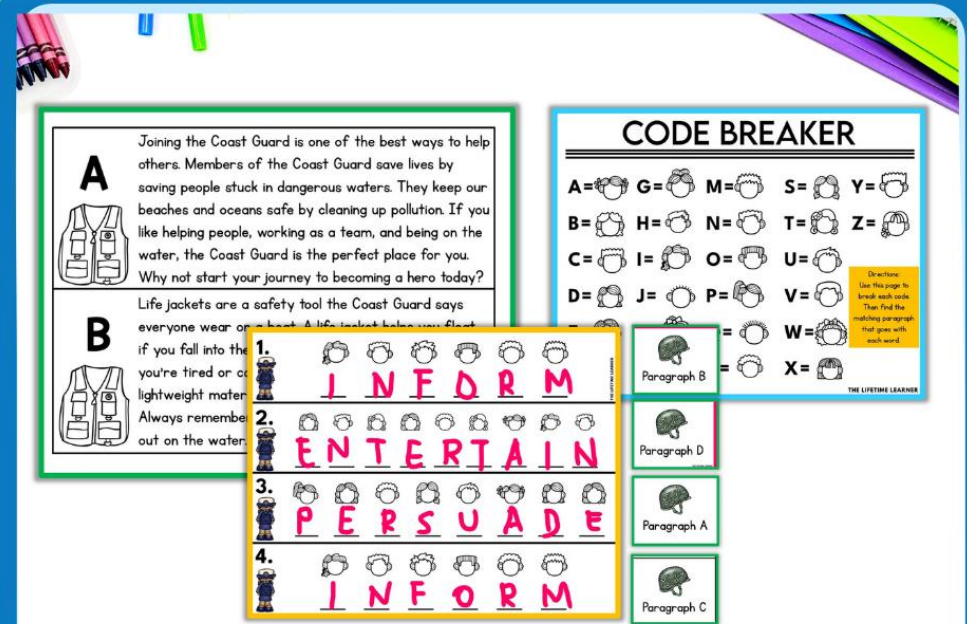


WHAT IS THIS?

It's a low-prep room transformation!



Use the 10 reading stations, included decor, and more for a fun & easy room transformation!



This themed learning day has 10 stations that all practice author's purpose (PIE) in a variety of ways. You can use 1, 5, or all 10--it's flexible!

Room transformations can be stress-free and low-prep.

Keep scrolling to learn how!



Let's start with the basics...

What is a classroom transformation?

A classroom transformation changes your room into a certain setting or theme to engage students in their own learning with rigorous content.



Donut Shop Day



Rock Star Day



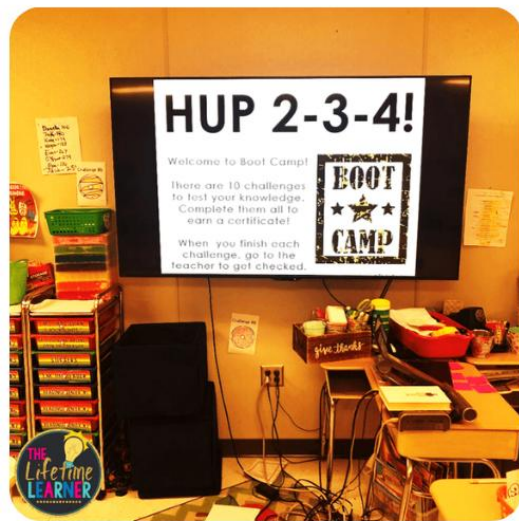
Camping Day

You don't have to spend hours of your time setting up a room transformation or spend lots of money to make it **SO MUCH FUN!**

STEP 1:

Tell your class they are in boot camp today!

They will complete author's purpose activities set up around the room. You can do this for a day, a few days, or over the course of a week!



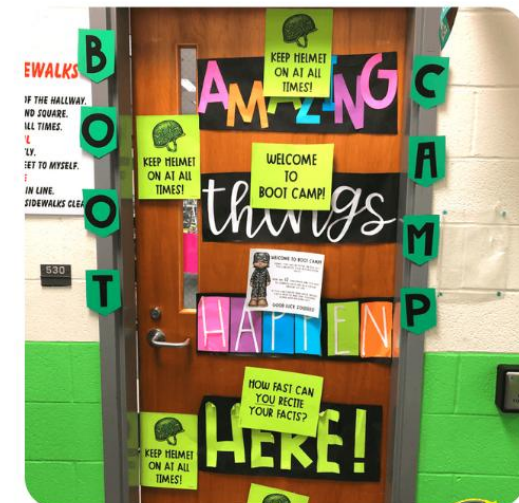
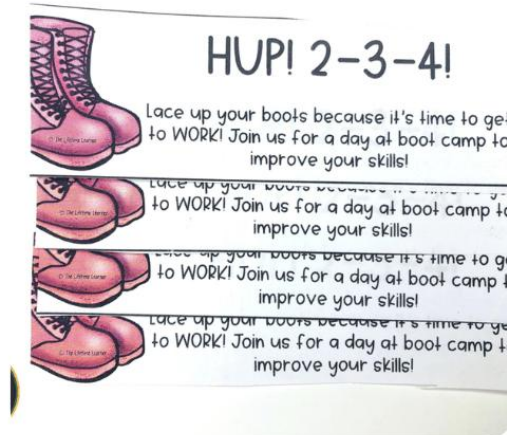
Flexibility is key.

Need to modify? No problem!
Choose how many centers students will need to complete and what time frame they have to meet YOUR needs.



Set-up is quick and easy.

Simply print the posters, 10 activities, and a recording sheet for each student. Place them around your room and you're ready to begin!



STEP 2:

Let students move around the room and complete each station. They read a passage and then complete an activity to go with it. They can be completed in any order. All stations include a variety of author's purpose activities. You can choose just a few for students to complete or use all 10. This is up to the teacher and the amount of time you'd like to fill.

Optional Recording Sheet

When a student finishes a center, you sign that spot on their recording sheet to keep track of what they've completed.

Freedom to choose.

Students can work in partners, rotations, groups, or independently. Your choice!

The collage features three main educational materials:

- Boot Camp Day Recording Sheet:** A worksheet with a cartoon soldier illustration. It includes a grid for tracking completion of 9 centers. Center #4 is marked with a pink '26'. The title 'Boot Camp Day' is at the top right.
- COLOR BY CODE Activity:** A worksheet with three numbered tasks. Task 1 is about a video clip, Task 2 is about a blog post, and Task 3 is about a history book. Each task includes a paragraph of text and a question about the author's main purpose. The title 'COLOR BY CODE' is at the top right.
- COLOR BY CODE Coloring Page:** A coloring page featuring an American flag design with stars and stripes. The stars and stripes are labeled with numbers 1 through 6. The title 'COLOR BY CODE' is at the top left. Below the coloring page is a legend with six color-coded boxes: red, orange, yellow, purple, green, and blue.

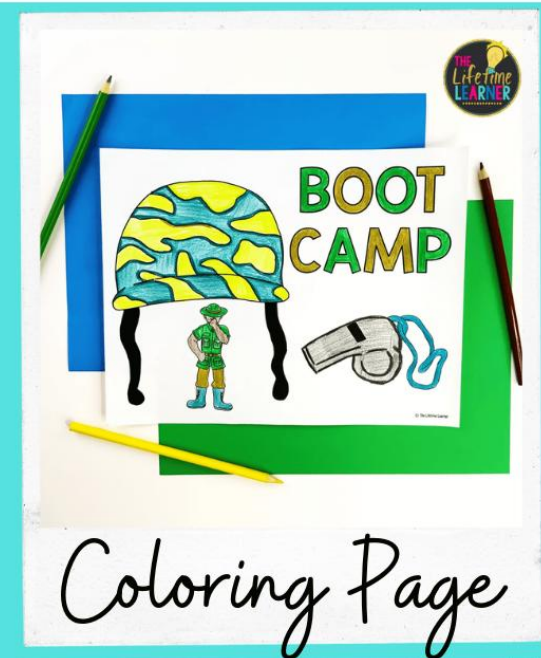

STEP 3:

When students finish all activities you've assigned, they win! You can give them the included certificate, coloring page, or a small prize of your choice.

A shopping guide is also included to give you suggestions of optional "extras" you could add in.

Remember:

Anything different from a "normal" day in the classroom is special to students! A reward at the end isn't required during a classroom transformation.



STEP 4:

Most of the time, there are early finishers. These kiddos get to go around the room and read fun facts about the topic! No one is ever bored.

Choose from 3 versions!

Digital Scavenger Hunt

Let students "find" the facts on Google Slides

Printable Facts

Hang facts around room

QR Codes

Students scan to read fun facts



10 READING COMPREHENSION PASSAGES/ACTIVITIES:

Name: _____

MULTIPLE CHOICE



1. Making food quickly for hundreds of recruits is not easy. First, you have to be organized with your shopping and make sure you have many ingredients. Second, you need to prepare so it is all ready for meal times. Finally, you will need to serve food when it is hot.

2. The chow hall is a noisy place 3 times a day when everyone show up to eat. There are rules to follow. For example, everyone needs to wait standing up and holding their tray until everyone is ready to sit down. At the end of the meal, there is also a set way to put everything back in its place.

3. A Meal-Ready-to-Eat, or MRE, is a packaged meal for soldiers out in the field. Each meal includes a main course, side dish, snack or desert, drink mix, and utensils. There are breads with a cheese or peanut butter spread for protein. You may see items like a heater or gum.

Name: _____



MATCHING



A. If you are trying to decide what the most important branch of the Army is, you need to pick the cyber branch. If the online system are broken into, the entire country is in danger. That is why

1. Persuade



Name: _____

COLOR BY CODE

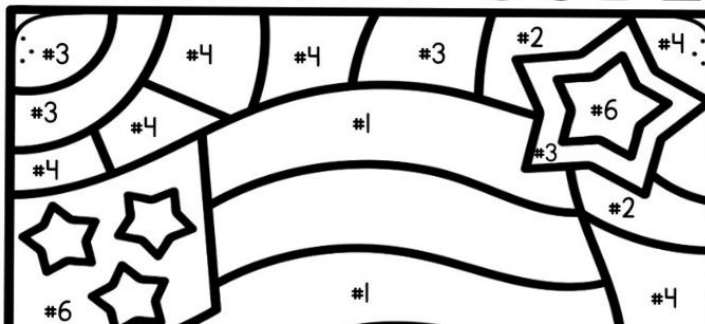


4. You just read a postcard from your sister who recently joined the Army. She is telling you how great she feels now that she is more physically active. She is encouraging you to start running, to eat more healthy foods, and to do sit-ups and push ups too. She mentions all of the health

5. You just found a pamphlet that shows the difference between the Army and the Navy. Although they are both military branches of the U.S. the pamphlet explains that the Army operates on land and the Navy operates at sea. They both use different vessels. The Navy can battle from miles away while the Army is always in more close

6. You find an article in the newspaper about the importance of discipline and teamwork in the military. They are both extremely important to the success of the soldiers as well as their unit's mission. So much time is put into training. This is because the leaders need to be able to count on the fact that the soldiers are disciplined and they will do what needs to

COLOR BY CODE



Read each task card. Write the COLOR that is correct for each question on each line. Then, use those colors to color in the picture.

1. _____

2. _____

3. _____

3 PILE BOOT CAMP SORT

Color each box the same color as the author's purpose it goes with.

PERSUADE



You see a movie where the character writes home to their family from boot camp.

The song lyrics you wrote to tell people about your job in the military.

A pamphlet encouraging you to join the military.

A video that tries to get you to buy green camo gear.

Name: _____

BOOT CAMP PARAGRAPHS



There are 8 week of training for Air Force Boot Camp. If you are signing up, this outline will show you what to expect:
1. The Awakening: Learn

Let me tell you a story. I'll show you what the last hike of boot camp feels like. As you drop your bag

Have you ever wondered what meals are like in the military? At Air Force boot camp, each person receives 3 meals a day. If they

"Hey Rainbowl!" Someone shouted as the new kids arrived at boot camp. "What? I'm no

Every fall at Shawnee High School, Air Force recruiters would come talk to the seniors. They would answer questions about the Air

Name: _____

TRUE OR FALSE?



1. During a ten-mile hike, likely with a 50-pound pack on your back, your legs will burn. Sweat will be in your eyes and pour down your back

2. Marissa dropped to her knees and pulled her hair back. She felt like she may throw up. She had been hiking for miles with the pack on

3. To survive Air Force Boot Camp, you need to be fit and in shape. If you want to graduate as a male, you will need to run 11:57 for a mile and a half, do 33

Name: _____

ABC SORT



1. You just read a poster that said "Be All That You Can Be in the Army." Along with the giant slogan, you see positive numbers about sign-on

2. You just read a newspaper article about a Navy recruit ending up in the hospital after getting dehydrated during training in the hot

3. You just read a brochure about how to skydive on a military mission. The brochure gave step-by-step instructions about what you

4. In your school, you had a guest speaker who was talking about all of the things she experienced in the Air Force. She discussed the

**focuses on:
author's purpose**

2 Versions of Every Passage Included for Students

Name: _____

WRITE A SENTENCE

If you want to join the Army, but have been hesitant to do so, then listen up! There are many benefits you can enjoy. If you act now, you can receive up to \$50K for an Active Army Enlistment Bonus. If you agree to report to basic training right away, there is also a "quick ship" bonus of up to \$40K. Sign up today and get multiple bonuses!

Did you know there are many jobs that a soldier can choose to do in the Army? For instance, the Army needs firefighters who study fire protection. This is so they can put out fires in the Army and back in the real world. Or, you could be an engineer. They learn bridge building, construction, and electrical repair. These are just a few of the jobs you can try.

Persuade: Joining the army lets you serve your country while learning skills.

You'll gain discipline, leadership, and training to help with future jobs. The army is also a place where teamwork and friendships matter. Plus, you'll get education benefits, healthcare, chances to travel, and even a bonus when you sign up. If you want to make a difference, think about joining the army.

Inform: As a cadet in the army, your job is to follow orders and respect your leaders. This helps everyone work as a team. You'll also need to stay fit, learn new skills, and practice being a good leader. These things will help you be ready to serve and support the army.

Entertain: Imagine waking up before the sun to the sound of bugles. You're tired but ready: it's obstacle course day! There are ropes to climb, walls to scale, and mud pits that swallow your boots. As you run to the first challenge,

Name: _____

WRITE A SENTENCE

If you want to join the Army, but have been hesitant to do so, then listen up! There are many benefits you can enjoy. If you act now, you can receive up to \$50K for an Active Army Enlistment Bonus. If you agree to report to basic training right away, there is also a "quick ship" bonus of up to \$40K. Sign up today and get multiple bonuses!

Did you know there are many jobs that a soldier can choose to do in the Army? For instance, the Army needs firefighters who study fire protection. This is so they can put out fires in the Army and back in the real world. Or, you could be an engineer. They learn bridge building, construction, and electrical repair. These are just a few of the jobs you can try.

The process of becoming a soldier can be confusing, so let's explain it! First, you speak with a recruiter. Second, you take the ASVAB test to see what job will be right for you. After this, you take a physical exam to see if you qualify. Next, you choose one of more than 200 jobs. Finally, you will sign a contract and prepare for basic training.

Picture this: you're crawling through a long, muddy tunnel on your hands and knees. The smell of wet dirt is all around you. Your sergeant's voice echoes in the distance, "Faster, recruit! The mud won't wait!" You finally pop out the other side, only to see the next challenge—a towering rope wall that seems to reach the clouds. "You've got this!" your teammate shouts.

Persuade: Joining the army offers you a chance to serve your country while developing many skills and experiences. You'll gain discipline, leadership abilities, and training that can open doors in your future job. Being part of the army also means joining a community that values teamwork and friendship. Additionally, you'll have access to educational benefits, healthcare, and opportunities to travel. There's even a bonus when you sign up. If you're looking to make an impact, consider joining in the army.

Inform: As a cadet in the army, your main duties are to follow orders carefully and show respect to your leaders. This helps keep everyone working together as a team. You'll also need to practice and work on improving your skill sets. Examples of this are things like staying fit, learning new tasks, and becoming a better leader. By doing these things, you'll be prepared to serve and support the army's values.



Soldier #1



Soldier #2



Soldier #3



Soldier #4

What was the author's purpose for writing each paragraph?

Persuade

Inform

Entertain

THE LIFETIME LEARNER

Differentiate and give your students the version best for them!

THE CONTENT:

10 high-interest passages & activities
in 2 formats: hands-on & no prep!

Hands-On Centers

NAME: _____

MATCHING

1. PERSUADE 2. INFORM 3. ENTERTAIN

A C B

Write the correct letters in each box.

NAME: _____

MATCHING

1. PERSUADE 2. INFORM 3. ENTERTAIN

Write the correct letters in each box.

NAME: _____

MATCHING

1. PERSUADE 2. INFORM 3. ENTERTAIN

Write the correct letters in each box.

NAME: _____

MATCHING

1. PERSUADE 2. INFORM 3. ENTERTAIN

Write the correct letters in each box.

1. PERSUADE

A. If you are trying to decide what the most important branch of the Army is, you need to pick the cyber branch. If the online system are broken into, the entire country is in danger. That is why Cyber Security is the most important part of the Army in modern times.

2. INFORM

C. The infantry is where the Army shows strength. They are always trained and ready for action. Their field training prepares them to handle real-world challenges and accomplish their missions. Their readiness is critical to the success of every operation they complete.

3. ENTERTAIN

B. A military policeman stopped a man near the fence, questioning his purpose on the base. The man looked suspicious at first but the officer burst into laughter upon seeing a birthday cake in his hand. The man was surprised a friend in boot camp, leaving the entire base amused by the incident.

No-Prep Printables

NAME: _____

MATCHING

1. PERSUADE 2. INFORM 3. ENTERTAIN

A C B

Write the correct letters in each box.

NAME: _____

MATCHING

1. PERSUADE 2. INFORM 3. ENTERTAIN

Write the correct letters in each box.

With this version, students read the passage.
Then, they complete a hands-on center activity you can laminate and re-use for years to come.

Or in this version, students read the passage.
Then, they complete the activity in worksheet form. This version is NO PREP and PRINT & GO!
Just as much fun as the hands-on centers!

CENTER 1

Multiple Choice

MULTIPLE CHOICE

1. B	2. A	3. C
4.	5.	6.

Write A, B, or C in each box.

THE LIFETIME LEARNER

Making food quickly for hundreds of recruits is not easy. First, you have to be organized with your shopping and make sure you have many ingredients. Second, you need to prepare so it is all ready for meal times. Finally, you will need to serve food when it is hot.

What was the author's purpose for writing this passage?

- A. Entertain
- B. Inform
- C. Persuade

1.

The show hall is a noisy place 3 times a day when everyone show up to eat. There are rules to follow. For example, everyone needs to wait standing up and holding their tray until everyone is ready to sit down. At the end of the meal, there is also a set way to put everything back in its place.

What was the author's purpose for writing this passage?

- A. Inform
- B. Entertain
- C. Persuade

2.

Hands-On Center:

Students choose A, B, C, or D on each card.

Name: _____

MULTIPLE CHOICE

1. Making food quickly for hundreds of recruits is not easy. First, you have to be organized with your shopping and make sure you have many ingredients. Second, you need to prepare so it is all ready for meal times. Finally, you will need to serve food when it is hot. What was the author's purpose for writing this passage? A. Entertain B. Inform C. Persuade	2. The show hall is a noisy place 3 times a day when everyone show up to eat. There are rules to follow. For example, everyone needs to wait standing up and holding their tray until everyone is ready to sit down. At the end of the meal, there is also a set way to put everything back in its place. What was the author's purpose for writing this passage? A. Inform B. Entertain C. Persuade	3. A Meal-Ready-to-Eat, or MRE, is a packaged meal for soldiers out in the field. Each meal includes a main course, side dish, snack or dessert, drink mix, and utensils. There are breads with a cheese or peanut butter spread for protein. You may see items like a heater or gum. What was the author's purpose for writing this passage? A. Entertain B. Persuade C. Inform
4. "What is this?" Roger asked as he lifted a container out of the bag. "That one is beef stew!" Ned replied. "Beef stew?" "Yell!" Ned replied. "You'd be surprised how good it is." Ned frowned. "It looks disgusting." "Try it!" Roger said. "I am getting pretty hungry," Ned sighed. He took a bite and admitted, "It's not bad!" What was the author's purpose for writing this passage? A. Inform B. Entertain C. Persuade	5. Michael walked out of the mess hall with his head down. This morning had been one of the worst days of his life. The recruits walking with him were laughing. Michael had been chiding at the table, waiting for his group so he could sit down. When the sergeant spoke to him, he spoke softly. The sergeant didn't like that and continued had been dumped on his head. He had left feeling awful. What was the author's purpose? A. Inform B. Entertain C. Persuade	6. Making your bed neatly every morning in the Army is important. It's about being respectful and starting your day right. A well-made bed shows you're ready to follow orders. Plus, starting your day with this can help you be confident and solve other problems. So make sure you make your bed in the Army! What was the author's purpose? A. Inform B. Persuade C. Entertain

Write A, B, or C in each box.

THE LIFETIME LEARNER

No Prep Printable Worksheet!

CENTER 2

Code Breaker

The Coast Guard is one of the best ways to help members of the Coast Guard save lives by keeping people stuck in dangerous waters. They keep our beaches and oceans safe by cleaning up pollution. If you like helping people, working as a team, and being on the water, the Coast Guard is the perfect place for you. Why not start your journey to becoming a hero today?

Life jackets are a safety tool the Coast Guard says everyone wear one. A life jacket keeps you float if you fall into the water. You're tired or on a lightweight material. Always remember to wear one out on the water.

B

CODE BREAKER

A = G = M = S = Y =
 B = H = N = T = Z =
 C = I = O = U =
 D = J = P = V =
 W = X =

Directions: Use this page to break each code. Then find the matching paragraph that goes with each word.

Paragraph B

Paragraph D

Paragraph A

Paragraph C

Hands-On Center:

Students use the code breaker sheet to write each word. Then, they find the paragraph that goes with each purpose.

CODE BREAKER

A = G = M = S = Y =
 B = H = N = T = Z =
 C = I = O = U =
 D = J = P = V =
 E = K = Q = W =
 F = L = R = X =

Directions: Use this page to break each code. Then find the matching paragraph that goes with each word.

Paragraph B

Paragraph D

Paragraph A

Paragraph C


No Prep Printable Worksheet!

CENTER 3

Draw a Poster

DIRECTIONS:
Read each paragraph. Then, it is your job to **persuade, inform, or entertain** the recruits by drawing a picture on each blank poster. Show the pictures to your boot camp instructor before moving on to a new challenge.

Make sure each poster includes **words and pictures!**



POSTER #1: PERSUADE
Persuade someone to sign up for the army by drawing a persuasive sign. Use words and pictures to persuade.

Sign up today!

1. Get a bonus
2. Learn new skills
3. Be a part of a team

Join now!

POSTER #2: INFORM
Inform someone on the duties of a being a cadet by drawing their responsibilities. Use words and pictures to inform the picture.

What Does a Cadet Do?

- Follows orders
- Respects leaders
- Practices and improves skills

Hands-On Center:

Students draw 3 posters: one to persuade, one to inform, and one to entertain.



POSTER #2: INFORM
Inform someone on the duties of a being a cadet by drawing their responsibilities. Use words and pictures to inform the picture.

What Does a Cadet Do?

- Follows orders
- Respects leaders
- Practices and improves skills

Answer Key: This is an example of what an inform poster may look like. Answers vary.

No Prep Printable Worksheet!

CENTER 4

Color by Code

COLOR BY CODE


Read each task card. Write the **COLOR** that is correct for each question on each line. Then, use those colors to color in the picture.



1. _____
2. _____
3. _____
4. _____
5. _____
6. _____

Hands-On Center:

Students use the coloring task card questions to color in the picture.



COLOR BY CODE

Read each task card. Write the **COLOR** that is correct for each question on each line. Then, use those colors to color in the picture.

1. red
2. orange
3. yellow
4. purple
5. green
6. blue

No Prep Printable Worksheet!

CENTER 5

Matching

MATCHING

Name: _____

1. PERSUADE 2. INFORM 3. ENTERTAIN

A C B

Write the correct letters in each box.

MATCHING

Name: _____

1. PERSUADE 2. INFORM 3. ENTERTAIN

Write the correct letters in each box.

MATCHING

Name: _____

1. PERSUADE 2. INFORM 3. ENTERTAIN

Write the correct letters in each box.

MATCHING

Name: _____

1. PERSUADE 2. INFORM 3. ENTERTAIN

Write the correct letters in each box.

1. PERSUADE

A. If you are trying to decide what the most important branch of the Army is, you need to pick the cyber branch. If the online system are broken into, the entire country is in danger. That is why Cyber Security is the most important part of the Army in modern times.

2. INFORM

B. The infantry is where the Army shows strength. They are always trained and ready for action. Their field training prepares them to handle real-world challenges and accomplish their missions. Their readiness is critical to the success of every operation they complete.

3. ENTERTAIN

C. A military policeman stopped a man near the fence, questioning his purpose on the base. The man looked suspicious at first, but the officer burst into laughter upon seeing a birthday cake in his hand. The man was surprising a friend in boot camp, leaving the entire base amused by the incident.

Hands-On Center:

Students match up the task cards that go together.

CENTER 6

Task Cards

Paragraph A:

Let me tell you a story. I'll show you what the last hike of boot camp feels like. As you drop your bag at the end, you will feel tired and proud. You will be sweaty, too. This is because it's no easy task to carry a 50-pound pack on your back. You needed to march no matter what, whether it was hot or pouring rain. This is no small success and it deserves to be recognized.

What was the author's purpose for writing this paragraph?

Persuade Inform Entertain **A.**

Paragraph B:

Have you ever wondered what meals are like in the military? At Air Force boot camp, each person receives 3 meals a day. If they are outside, they eat a Meal-Ready-to-Eat (MRE). Trainees receive a main dish, side dish, dessert, and a snack. If recruits are in the mess hall, their meals are 10 minutes long. Time is spent waiting in line. This leaves a few minutes to eat. They receive a few different foods to give them energy.

What was the author's purpose for writing this paragraph?

Persuade Inform Entertain **B.**

Paragraph C:

Everyone completes drills. The routines. You will be sweaty, too. This is because it's no easy task to carry a 50-pound pack on your back. You needed to march no matter what, whether it was hot or pouring rain. This is no small success and it deserves to be recognized.

What was the author's purpose for writing this paragraph?

Persuade Inform Entertain **C.**

PARAGRAPH TASK CARDS

Name: _____

A. This paragraph is **INFORM** because it explains the first 8 weeks of the boot camp journey in the Air Force.

B. _____

C. _____

D. _____

E. _____

Write a sentence explaining which purpose you chose for each paragraph.

Hands-On Center:

Students read each task card and write a response.

MATCHING

Name: _____

A. If you are trying to decide what the most important branch of the Army is, you need to pick the cyber branch. If the online system are broken into, the entire country is in danger. That is why Cyber Security is the most important part of the Army in modern times.

B. A military policeman stopped a man near the fence, questioning his purpose on the base. The man looked suspicious at first, but the officer burst into laughter upon seeing a birthday cake in his hand. The man was surprising a friend in boot camp, leaving the entire base amused by the incident.

C. The infantry is where the Army shows strength. They are always trained and ready for action. Their field training prepares them to handle real-world challenges and accomplish their missions. Their readiness is critical to the success of every operation they complete.

1. Persuade **A**

2. Inform **C**

3. Entertain **B**

Write the correct letter on each cartoon.

No Prep Printable Worksheet!

BOOT CAMP PARAGRAPHS

Name: _____

There are 8 weeks of training for Air Force Boot Camp. If you are signing up, this outline will show you what to expect.

1. The Bootcamp Learning the routines.

2. Fall to Learn about the routines.

3. Building a Foundation Everyone completes drills. The routines. You will be sweaty, too. This is because it's no easy task to carry a 50-pound pack on your back. You needed to march no matter what, whether it was hot or pouring rain. This is no small success and it deserves to be recognized.

4. Screenings and Physicals Make sure your behavior is respectful.

5. Becoming a Complete Airman Learn how to deal with stress.

6. Bootcamp for Battle Learn how to deal with stress.

7. Boot Practice drills.

8. Bootcamp Focus more on how to do your job well.

Let me tell you a story. I'll show you what the last hike of boot camp feels like. As you drop your bag at the end, you will feel tired and proud. You will be sweaty, too. This is because it's no easy task to carry a 50-pound pack on your back. You needed to march no matter what, whether it was hot or pouring rain. This is no small success and it deserves to be recognized.

Have you ever wondered what meals are like in the military? At Air Force boot camp, each person receives 3 meals a day. If they are outside, they eat a Meal-Ready-to-Eat (MRE). Trainees receive a main dish, side dish, dessert, and a snack. If recruits are in the mess hall, their meals are 10 minutes long. Time is spent waiting in line. This leaves a few minutes to eat. They receive a few different foods to give them energy.

"Hey Rainbow!" Someone shouted as the new kids arrived at boot camp. "What? I'm no rainbow," Amber, thought. "What do they mean?" Then, she figured it out. Rainbows are newbies! Because she doesn't have a uniform yet, it is easy to spot her as new! All of the others are in full colors. The name-calling kept coming when they went to the mess hall for lunch.

Every fall at Shawnee High School, Air Force recruiters would come talk to the seniors. They would answer questions about the Air Force, how it worked, and what to expect. They shared stories of real-life missions. This helped paint a picture of life in the Air Force. They would make sure kids knew they were wanted as recruits and tell them the perks of the job. Because of their efforts, each year 1-2 students from Shawnee High School would join.

inform A. entertain D. inform C. entertain D. persuade E.

What was the author's purpose for writing each paragraph?

Persuade Inform Entertain

No Prep Printable Worksheet!

CENTER 7

Write a Sentence

to join the Army, but have been hesitant to do so. Listen up! There are many benefits you can enjoy. If you act now, you can receive up to \$50K for an Active Army Enlistment Bonus. If you agree to report to basic training right away, there is also a "quick ship" bonus of up to \$40K. Sign up today and get multiple bonuses!

What is the author's purpose in writing this paragraph?

Did you know there are many jobs that a soldier can choose to do in the Army? For instance, the Army needs firefighters who study fire protection. This is so they can put out fires in the Army and back in the real world. Or, you could be an engineer. They learn bridge building, construction, and electrical repair. These are just a few of the jobs you can try.

What is the author's purpose in writing this paragraph?

Name: _____

WRITE A SENTENCE TASK CARDS

Soldier 1:
The author is trying to persuade people about the perks of joining the Army.

Soldier 2:
The author wants to inform the reader that there are many types of jobs in the Army, and give some examples.

Write a sentence explaining which purpose you chose for each paragraph.

THE LIFETIME LEARNER

Hands-On Center:

Students write the answer to each prompt on the lines.

Name: _____

WRITE A SENTENCE

If you want to join the Army, but have been hesitant to do so, then listen up! There are many benefits you can enjoy. If you act now, you can receive up to \$50K for an Active Army Enlistment Bonus. If you agree to report to basic training right away, there is also a "quick ship" bonus of up to \$40K. Sign up today and get multiple bonuses!

Did you know there are many jobs that a soldier can choose to do in the Army? For instance, the Army needs firefighters who study fire protection. This is so they can put out fires in the Army and back in the real world. Or, you could be an engineer. They learn bridge building, construction, and electrical repair. These are just a few of the jobs you can try.

PERSUADE **INFORM**

Soldier #1 Soldier #2

What was the author's purpose for writing each paragraph?

Persuade Inform Entertain

THE LIFETIME LEARNER

No Prep Printable Worksheet!

CENTER 8

Sorting Game

Persuade



A step by step list about how to keep your sleeping area tidy.

F.

A booklet that tells you about the history of the Air Force.

G.

A video that tries to get you to buy green camouflage gear.

D.

Inform



Entertain



Hands-On Center:

Students sort each card onto the correct mat.

Name: _____

3 PILE BOOT CAMP SORT

Color each box the same color as the author's purpose it goes with.

PERSUADE	INFORM	ENTERTAIN
A. You see a movie where the character writes home to their family from boot camp.	B. The song lyrics you write to tell people about your job in the military.	C. A pamphlet encouraging you to join the military.
D. A video that tries to get you to buy green camouflage gear.	E. A letter home detailing the way you and your friend spend a silly Sunday.	F. A step by step list about how to keep your sleeping area tidy.
G. A booklet that tells you about the history of the Air Force.	H. A text message from your mom to say she supports you and to stick with it.	I. A story about a practical joke played on someone in boot camp.
J. A phone call from a recruiter explaining the perks of the Army job.	K. A news article that tells someone about a military mountain rescue.	L. A funny story about a Meal Ready to Eat filled with bugs.

THE LIFETIME LEARNER

No Prep Printable Worksheet!

CENTER 9

Sorting Game

You just read a poster that said "Be All That You Can Be in the Army." Along with the poster slogan, you see positive numbers about signing bonuses (extra money) for having special skills or for signing up fast. You see pictures of happy soldiers doing what they love. The poster is hanging in a local school.

- The author's main purpose for creating this poster is likely?
- To entertain you with a story about the Army.
 - To persuade you to join the Army.
 - To inform you of the steps you should take to join the Army.

You just read a newspaper article about a Navy recruit ending up in the hospital after getting dehydrated during training in the hot desert sun. It shows how he threw up, felt tired, and ended up crawling to the end of the training hike. He was barely able to make his way with his pack on his back because no one knew he was dehydrated.

- The author's main purpose for writing this newspaper article is likely?
- To persuade you to go hiking with no water.
 - To entertain you with a funny story.
 - To inform you what it looks and feels like to be dehydrated.

The Answer is A



The Answer is B



The Answer is C



Hands-On Center:

Students sort each card onto the correct mat.

CENTER 10

True or False

TRUE

FALSE

During a ten-mile hike, likely with a 50-pound pack on your back, your legs will burn. Sweat will be in your eyes and pour down your back, your shoulders will hurt, and each breath will become hard. There are moments when it may feel like you could pass out. But when you stop, your body slowly starts to feel better.

This author's purpose was to inform. True or false?

1.

To survive Air Force Boot Camp, you need to be fit and in shape. If you want to graduate as a male, you will need to run 857 for a mile and a half, do 33 push ups, and 42 sit ups. If you are a female, you need to run a mile and a half in H2O, do 27 pushups and 50 sit ups. Recruits practice for 8 weeks leading up to the test. If they can do even more, there are two other fitness medals.

The author's purpose was to inform. True or false?

2.

During a ten-mile hike, likely with a 50-pound pack on your back, your legs will burn. Sweat will be in your eyes and pour down your back, your shoulders will hurt, and each breath will become hard. There are moments when it may feel like you could pass out. But when you stop, your body slowly starts to feel better.

This author's purpose was to inform. True or false?

1.

Rappelling is a fun activity to try in the military. But, you need to be careful so you don't hurt yourself. Here are 3 quick steps to do it safely:

1. Attach your rope to your anchors and make sure your harness is on safely.
2. Grab the rope and increase the friction.
3. Keep changing the friction until you find a safe and comfortable speed to lower yourself down.

The author's purpose was to entertain. True or false?

4.

Hands-On Center:

Students decide if each card is true or false.



No Prep Printable Worksheet!

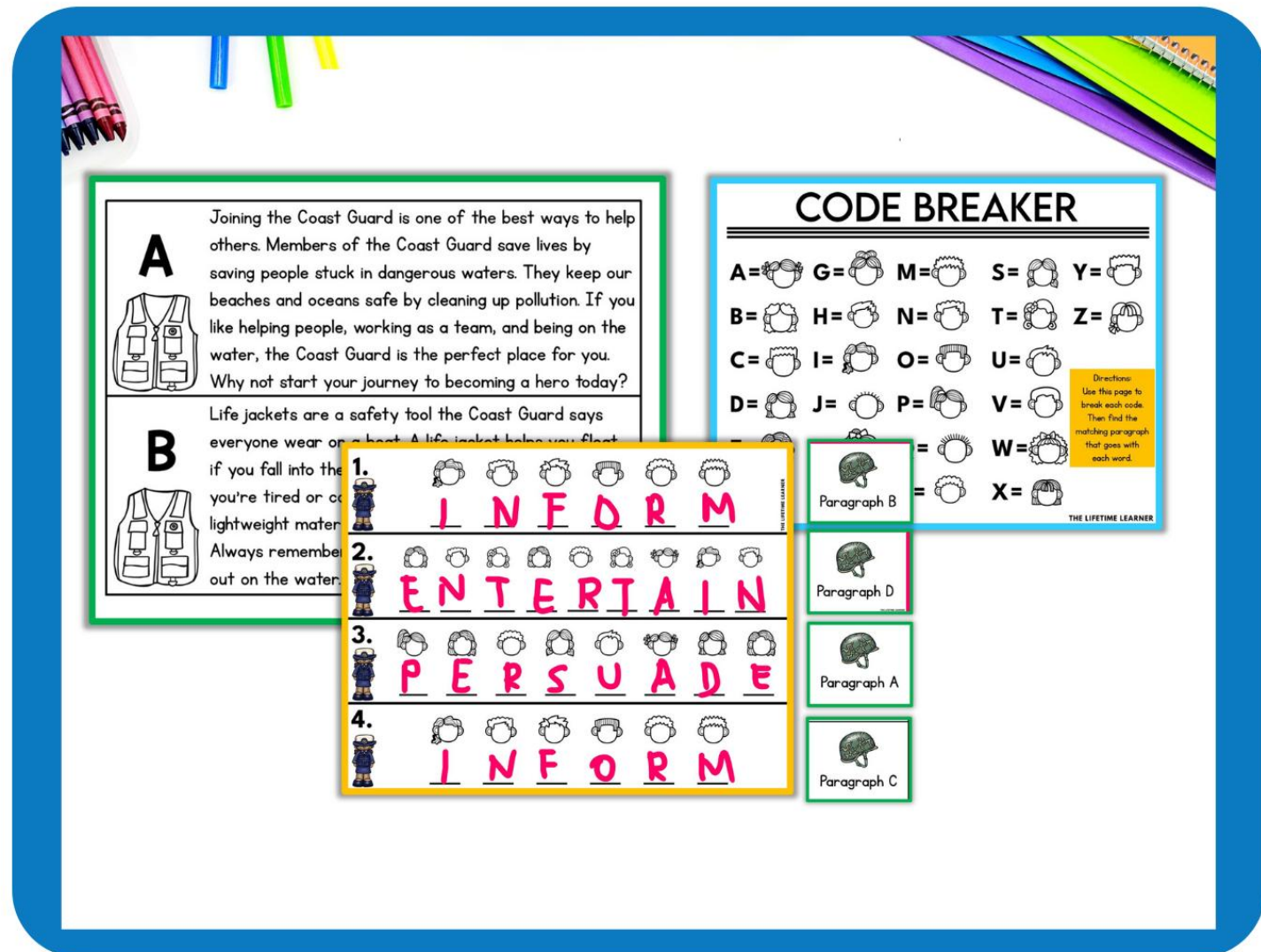


No Prep Printable Worksheet!

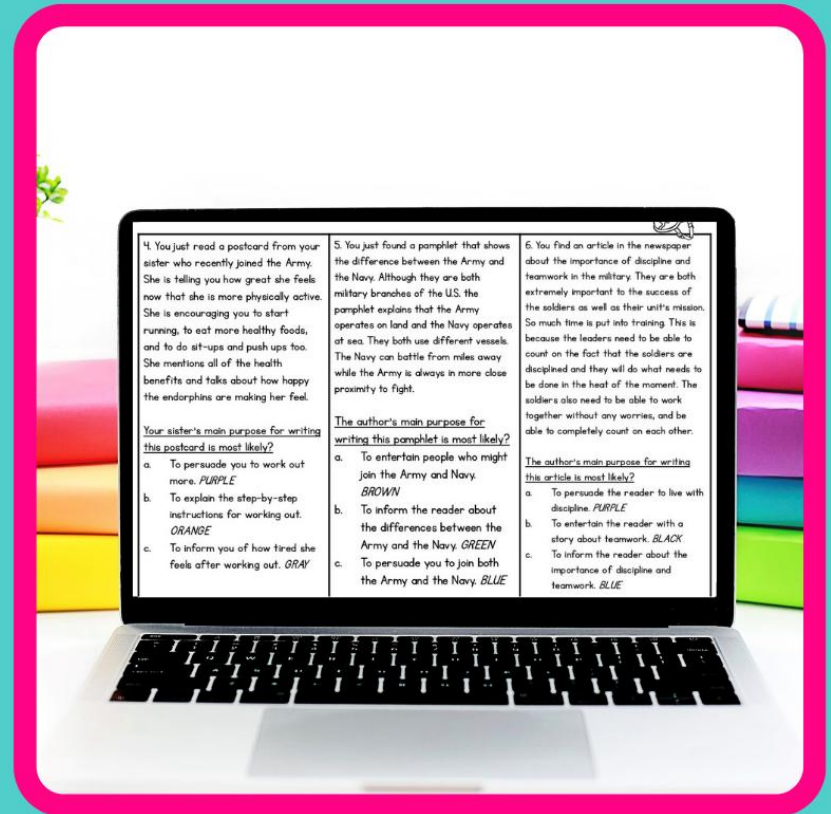
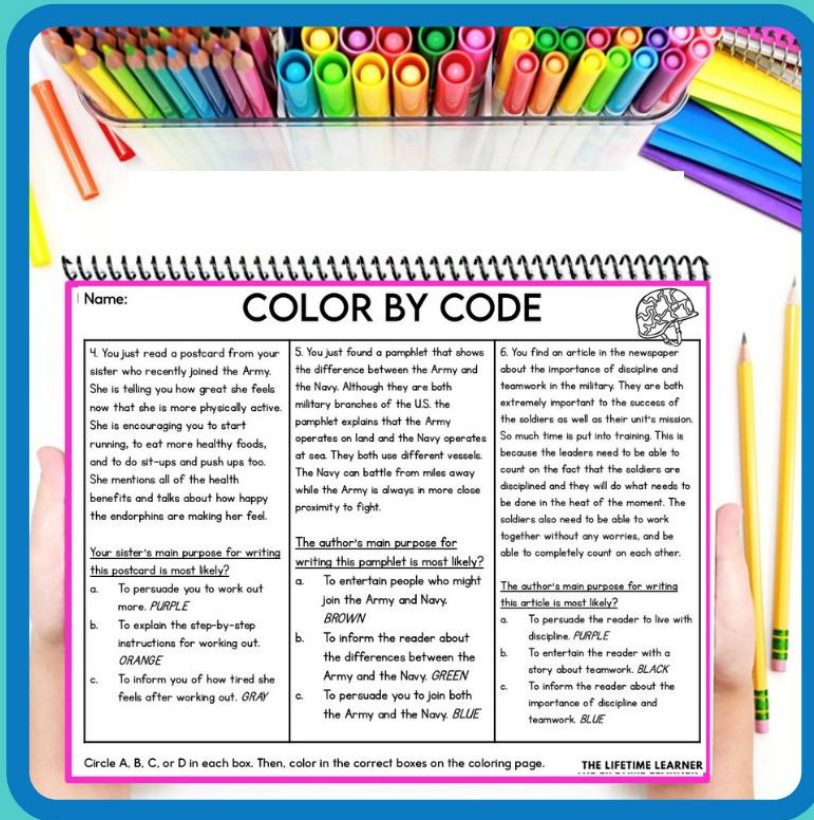
HOW TO USE THIS:

Ideas for Implementation:

- pick and choose the centers you want to use: do what works best for your class!
- give less than 10 centers to students if you are short on time
- give students the whole day to complete all 10 centers/activities OR spread the room transformation out over a couple of days
- use the hands-on centers during your room transformation and the no-prep printables as a review during your reading block



PRINT & DIGITAL



Print & Go

Google Slides

There is a digital version of the no-prep printables!

The no prep printable questions are **100% editable!**

3 PILE BOOT CAMP SORT
Color each box the same color as the author's purpose it goes with.

PERSUADE	A. You see a movie where the character writes home to their family from boot camp.	B. The song lyrics you wrote to tell people about your job in the military.	C. A pamphlet encouraging you to join the military.	D. A video that tries to get you to buy green camouflage gear.
INFORM	E. A letter home detailing the way you and your friend spend a silly Sunday.	F. A step by step list about how to keep your sleeping area tidy.	G. A booklet that tells you about the history of the Air Force.	H. A text message from your mom to say she supports you and to stick with it.
ENTERTAIN	I. A story about a practical joke played on someone in boot camp.	J. A phone call from a recruiter explaining the perks of the Army job.	K. A news article that tells someone about a military mountain rescue.	L. A funny story about a Meal Ready to Eat filled with bugs.


Name: _____ THE LIFETIME LEARNER

3 PILE BOOT CAMP SORT
Color each box the same color as the author's purpose it goes with.

PERSUADE	A. You see a movie where the character writes home to their family from boot camp.	B. The song lyrics you wrote to tell people about your job in the military.	C. A pamphlet encouraging you to join the military.	D. A video that tries to get you to buy green camouflage gear.
INFORM	E. A letter home detailing the way you and your friend spend a silly Sunday.	F. A step by step list about how to keep your sleeping area tidy.	G. A booklet that tells you about the history of the Air Force.	H. A text message from your mom to say she supports you and to stick with it.
ENTERTAIN	I. A story about a practical joke played on someone in boot camp.	J. A phone call from a recruiter explaining the perks of the Army job.	K. A news article that tells someone about a military mountain rescue.	L. A funny story about a Meal Ready to Eat filled with bugs.

Name: _____ THE LIFETIME LEARNER

Center #1



Type here
Type here
Type here
Type here
Type here
Type here
Type here
Type here
Type here
Type here
Type here
Type here

Name: _____ THE LIFETIME LEARNER

10 Pre-Made
Centers
(Print & Go)

10 Pre-Made
Centers:
Editable Version

10 Blank Centers
To Add Your
Own Content

3 Versions Included

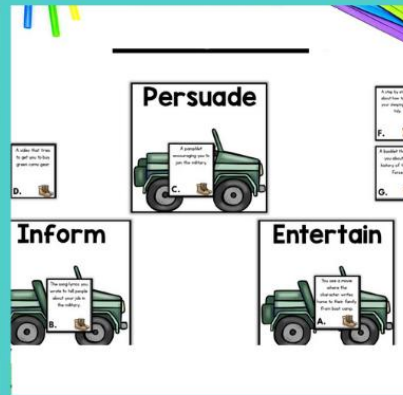
WHAT'S INCLUDED?



10 Color
& B/W Posters




Recording
Sheets



10 Hands On
Centers



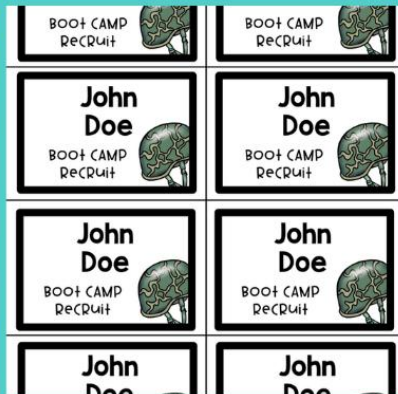
10 No Prep
Printables



2 Versions of
Passages &
Activities



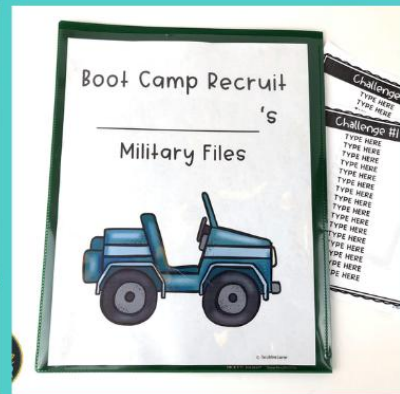
Printable
Hats



Name
Tags



Coloring
Page



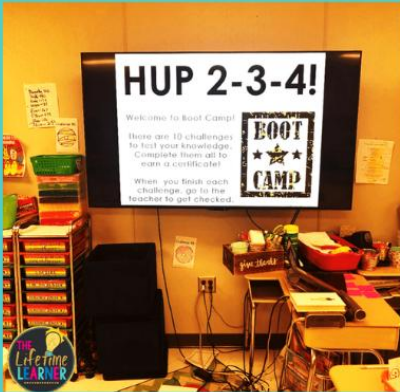
Folder
Insert



Decor
Posters

keep scrolling to see more!

WHAT'S INCLUDED?



Welcome Slide



Editable Versions



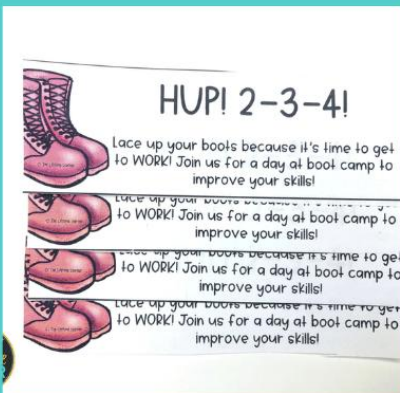
Banner



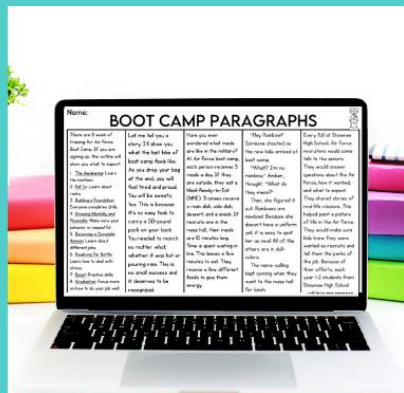
Certificate




Shopping Guide



Admission Tickets




Digital Version



Answer Keys



QR Codes



Fun Facts

jam-packed with fun, rigor, and engagement!

other resources this pairs well with:

Differentiate by grabbing reading for multiple grade levels!

Or, add in some math to your themed learning day!



When you purchase a Mega Bundle, you save 50% off the price of the individual resources!



classroom transformations

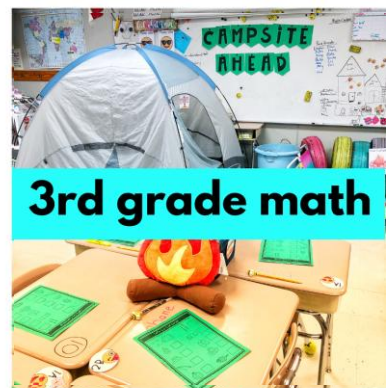
low prep, fun, and engaging!



1st grade math



2nd grade math



3rd grade math



4th grade math



5th grade math



kindergarten math

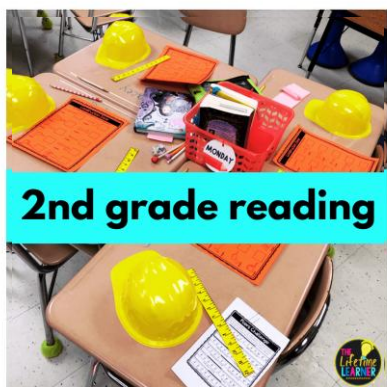
K-5 MATH & READING



kindergarten reading



1st grade reading



2nd grade reading



GR 3-5 reading
comprehension



3-5 reading
add-on packs



alphabet letters

THE LIFETIME LEARNER'S CLASSROOM TRANSFORMATIONS ARE:

1. Engaging to Students
2. Classroom Tested (and Student-Approved)
3. Print and Digital Compatible
4. Jam-Packed with Content
5. Aligned to Reading Standards
6. Easy to Implement
7. Flexible for Every Classroom
8. Versatile Ways to Reward Students
9. Rigorous Student Learning Activities

All content is included so you can simply **print** and **get ready** for an **AMAZING** experience with your students!



Please Note:

- There are 10 reading challenges provided as well as décor, a fast finisher activity, and additional extras.
- The digital version is provided in Google Slides.
- **Nervous about trying your first room transformation? You'll be hooked once you try one! I promise!**
- Feel free to contact me if you have questions or want to chat about room transformations. You can email me at lindsaythelifetimelearner@gmail.com