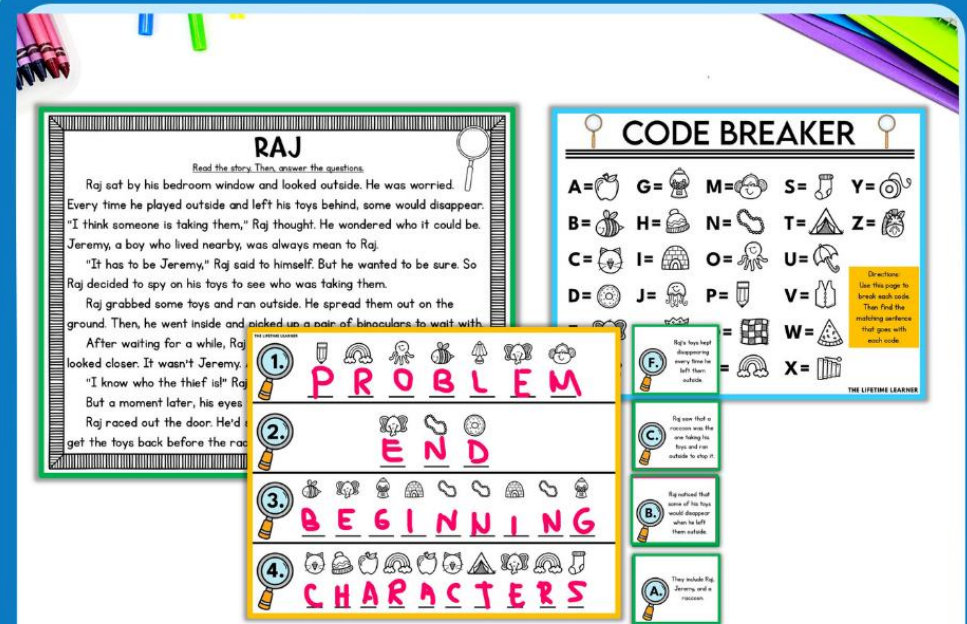


WHAT IS THIS?

It's a low-prep room transformation!



Use the 10 reading stations, included decor, and more for a fun & easy room transformation!



This themed learning day has 10 detective stations that all practice a variety of reading comprehension skills while solving a MYSTERY at the same time!

Room transformations can be stress-free and low-prep.

Keep scrolling to learn how!



Let's start with the basics...

What is a classroom transformation?

A classroom transformation changes your room into a certain setting or theme to engage students in their own learning with rigorous content.



Donut Shop Day



Rock Star Day




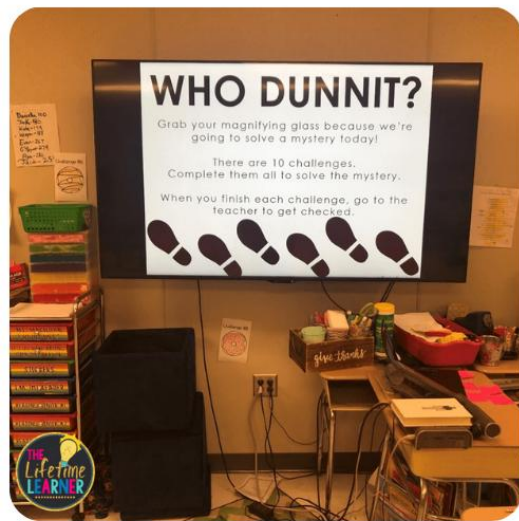
Camping Day

You don't have to spend hours of your time setting up a room transformation or spend lots of money to make it **SO MUCH FUN!**

STEP 1:

Tell your class they are detectives today and will solve a MYSTERY!

They will complete 10 reading comprehension review activities set up around the room. You can do this for a day, a few days, or over the course of a week!



Flexibility is key.


Need to modify? No problem!

Choose how many centers students will need to complete and what time frame they have to meet YOUR needs.



Set-up is quick and easy.

Simply print the posters, 10 activities, and a recording sheet for each student. Place them around your room and you're ready to begin!



STEP 2:

Let students move around the room and complete each station. They read a passage and then complete an activity to go with it. They can be completed in any order. Then, they'll be given a clue about the suspects! Students will need to complete all 10 activities to solve the mystery and figure out who the culprit is on the suspect list. This is different than the rest of my theme days!

Recording Sheet

When a student finishes a center, you sign that spot on their recording sheet to keep track of what they've completed. Each time students complete a center, they are also given a CLUE that helps them eliminate someone from their suspect list. When all ten centers are completed, the mystery will be solved!

Freedom to choose.

Students can work in partners, rotations, groups, or independently. Your choice!

Detective Name: _____

TOP SECRET

CONFIDENTIAL

X out each person's name when you figure out it's not them!

Names: _____

JAYLA'S MULTIPLE CHOICE

Write A, B, C, or D in each box.

THE LIFETIME LEARNER


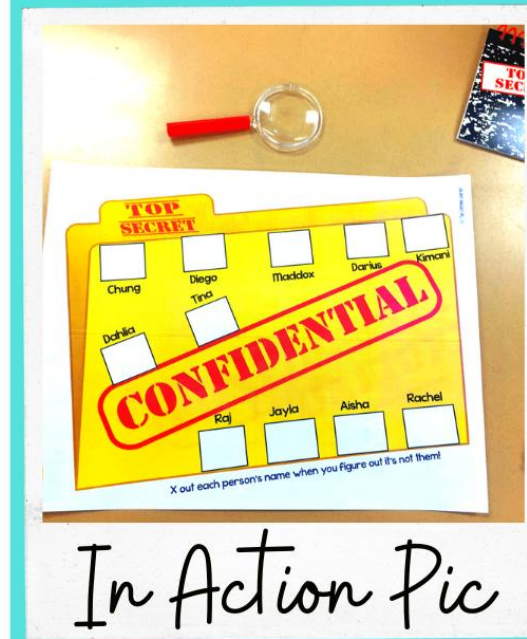
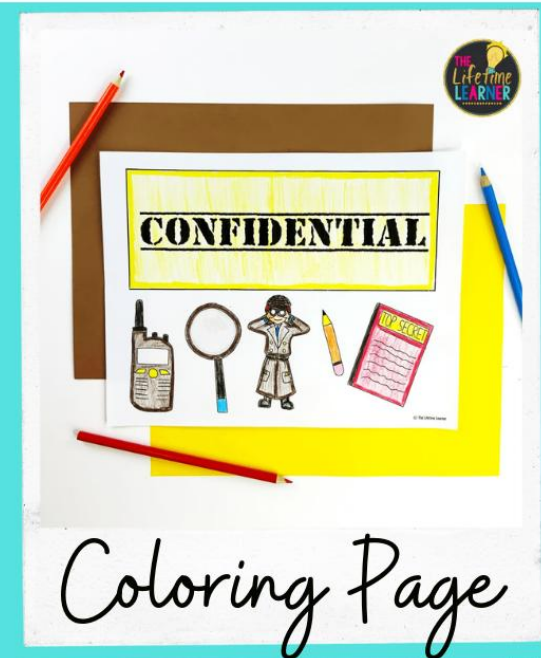
STEP 3:

When students finish all activities you've assigned, they win! You can give them the included certificate, coloring page, or a small prize of your choice.

A shopping guide is also included to give you suggestions of optional "extras" you could add in.

Remember:

Anything different from a "normal" day in the classroom is special to students! A reward at the end isn't required during a classroom transformation.



STEP 4:

Most of the time, there are early finishers. These kiddos get to go around the room and read fun facts about the topic! No one is ever bored.

Choose from 3 versions!

Digital Scavenger Hunt

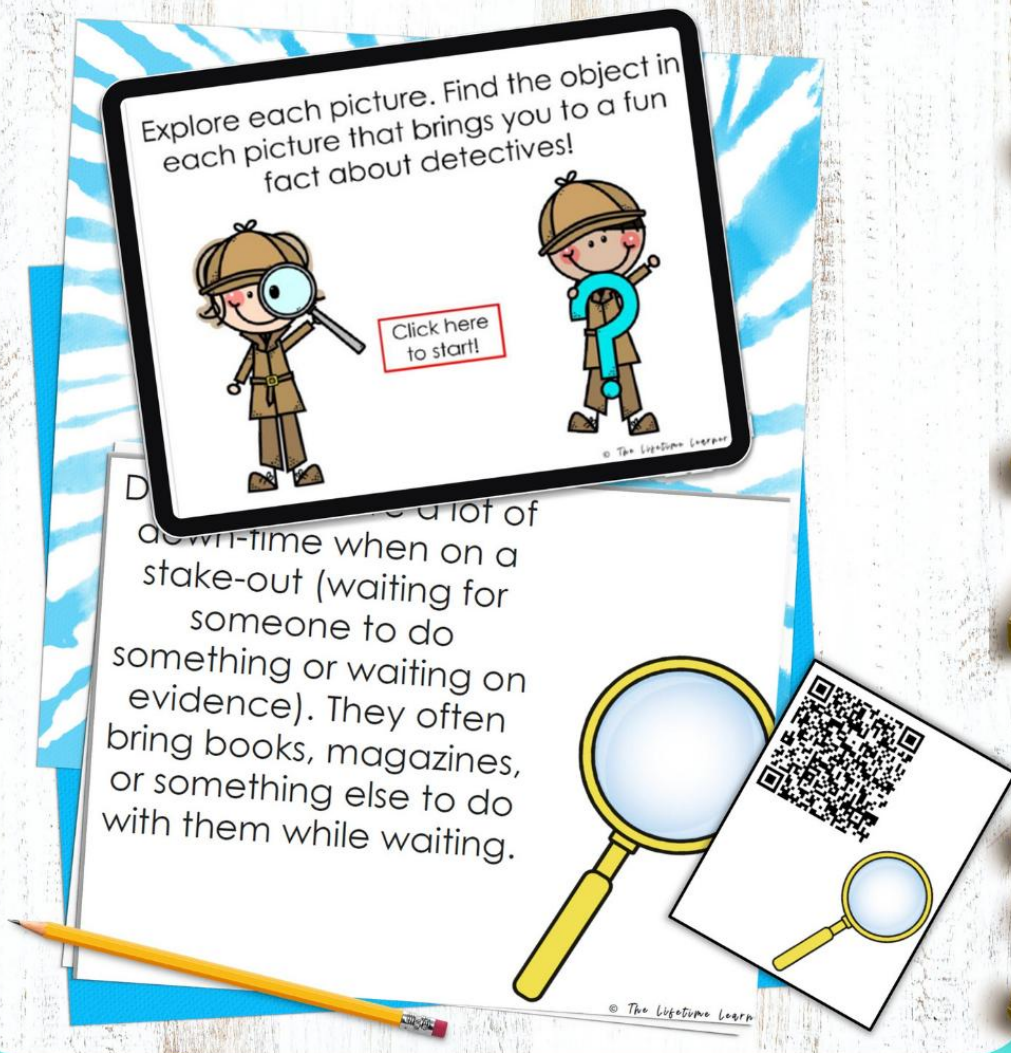
Let students "find" the facts on Google Slides

Printable Facts

Hang facts around room

QR Codes

Students scan to read fun facts



10 READING COMPREHENSION PASSAGES/ACTIVITIES:

MADDOX

Read the story. Then, answer the questions.

Maddox was excited to ride his new skateboard. But it wasn't in the garage. "Where did it go?" He checked the yard, but the skateboard was not there. Maddox was worried. "Someone must have taken it! But who?"

Name: _____

MADDOX'S PUZZLES

 Who is the main character in the story?	 How does Maddox feel when he finds out Brandon took the skateboard to keep it safe?
 #1	 #7

A. Brandon gives Maddox his skateboard back.
B. Maddox's neighborhood.
C. He goes to Brandon's house.


AISHA

Read the story. Then, answer the questions.

"I can't find my blue pencil case!" Aisha told her friend, Jenny. "I'll help you. Maybe someone took it?" Jenny said. Aisha nodded. "But who?" The girls looked around. "Maybe someone at our table?" Jenny said. The two walked to Anne first. "Have you seen a pencil case?" Aisha asked. Anne shook her head. "Are you sure?" Jenny pressed, asking for her pal.

AISHA'S COLOR BY CODE

Color in the character traits you read in the story based on the key below.

helpful	Suzie shifted nervously in her seat. "That's a different one. We must have the same one."	"Are you sure?" Jenny pressed, asking for her pal.	suspicious
blue	 Jenny rolled her head on the back.	Anne said, "Why do you think I have it? Do you think I'm lying?"	yellow

JAYLA

Read the story. Then, answer the questions.

Jayla and her friends stood in front of an old mansion. The sun was going down, and Jayla felt cold. "Let's go back," Jayla said to the group.

Name: _____

JAYLA'S MULTIPLE CHOICE

1. Who is the first person to want to leave the mansion? a) Aiden b) Kendal c) Spencer d) Jayla	2. Who is the second person to become frightened in the story? a) Aiden b) Kendal c) Spencer d) Jayla	3. What happens when Jayla hears footsteps? a) She follows them. b) She runs into the kitchen. c) She yells for her friends to leave.	4. What is the solution to the group's problem? a) They fight the ghosts. b) They explore the mansion. c) They leave the mansion. d) They call for help.
---	---	--	--

DAHLIA

Read the story. Then, answer the questions.

Dahlia loved the theme park. Her cousin Sergio asked, "Do you want to go on a ride?" Dahlia nodded. They decided to go on the roller coaster. Sergio had a bag as they got in line, but the worker said he couldn't take it on.

DAHLIA'S CROSSWORD

Across:

3. How are Dahlia and Sergio related?
5. What did Sergio have with him?

WORD BANK:

- cousins • scared • theme park

**focuses on:
fiction story structure**

2 Versions of Every Passage Included for Students

DAHLIA

Read the story. Then, answer the questions.

Dahlia loved the theme park. Her cousin Sergio asked, "Do you want to go on a ride?" Dahlia nodded. They decided to go on the roller coaster. Sergio had a bag as they got in line, but the worker said he couldn't take it on.

"I guess I'll leave it here," Sergio said. He dropped his bag in a quiet spot. Then, they rode the ride. Dahlia and Sergio were excited when they got off.

"The drop was scary, but really fun," Sergio said. Dahlia agreed. He looked at the spot he had left his bag and gasped. "Wait, where's my bag?"

Dahlia looked around. It was gone! "Did someone take it?" she wondered.

Sergio didn't think so. "What if someone thought we lost it?" he said.

Dahlia's said, "Maybe they took it to the lost and found!" They asked a

DAHLIA

Read the story. Then, answer the questions.

Dahlia loved the theme park. Her cousin Sergio asked, "Do you want to go on a ride?" "Sure!" she replied. They decided to go on the orange roller coaster. Sergio held a bag as they got in line, but the worker told Sergio he couldn't take it on the ride.

"I guess I'll leave it here," Sergio said. He dropped his bag in a shady, quiet spot. Then, they rode the ride. Dahlia and Sergio were excited when they got off.

"That was so great!" Dahlia said.

"Yeah! The drop was scary, but really fun," Sergio said. He looked at the spot he had left his bag and gasped. "Wait, where's my bag?"

Dahlia looked around. It was gone! "Did someone take it?" she wondered.

Sergio thought about it. They were only gone for a short time so it did not seem likely. "What if someone took it because they thought we lost it?" he said.

Dahlia's eyes lit up. "Maybe they took it to the lost and found!" They asked a worker where the lost and found was. They hurried to where he had pointed and saw a brown box labeled "Lost and Found." Sergio peeked inside. After a moment, he pulled out his bag.

"I found it!" he said, smiling. Dahlia and Sergio high-fived. "Even though I was scared, it was fun solving a mystery," Sergio said. Dahlia nodded. "Yeah! We should be detectives!"

THE LIFETIME LEARNER

DIEGO

Read the story. Then, answer the questions.

"I don't know where your bike is!" Diego yelled at his brother.

"It didn't just disappear on its own." His brother, Jacob, shot back.

"I'll help you look for it," Diego said and stomped out the door. Jacob followed behind. "It was outside by the curb last night. Mom said it was your turn to put our bikes in the garage. What if it got taken?" Jacob said.

They reached the curb. Diego said, "It didn't. No one wants a rusty bike. Let's check around the house." Jacob sighed. "Fine."

The boys walked to the side yard. Diego's eyes got big when he saw bike tracks in the mud. "Hey, someone rolled a bike through here."

"Let's follow it!" Jacob said. They followed the path into the woods. The tracks stopped at a wooden shack. "Maybe it's in there," Jacob whispered.

DIEGO

Read the story. Then, answer the questions.

"I don't know where your bike is!" Diego yelled at his brother.

"It didn't just disappear on its own." His brother, Jacob, shot back.

Diego sighed and said, "I'll help you look for your bike." He stomped out the door, with Jacob following behind. "It was outside by the curb last night. Mom said it was your turn to put our bikes in the garage. What if it got stolen?" Jacob asked.

"It didn't. No one wants that rusty bike," Diego muttered. They reached the curb, and Diego squinted as he looked around. "Let's check around the house," Diego said.

Jacob sighed. "Fine." The boys walked to the side yard. Diego's eyes got big when he saw bike tracks in the mud. "Hey, someone rolled a bike through here."

**Differentiate and give
your students the
version best for them!**

THE CONTENT:

10 high-interest passages & activities
in 2 formats: hands-on & no prep!

Hands-On Centers

ZIHAO
Read the story. Then, answer the questions.

Zihao couldn't find his lunchbox. He asked his pal, "Have you seen my lunchbox?" His friend Jared shook his head and told him to ask the teacher. "Where did you last see it?" Mrs. Roberts asked. "I put it in my cubby," Zihao said. "I saw it when we got homework out."

Mrs. Roberts said, "Students, No one said anything. Zihao lost a lunchbox that looked just like his. "No, it's mine. I got it yesterday." That looks exactly like mine. "I didn't take it. I would never. Rebecca walked over. "I know grab his lunch. I think I grabbed lunch in his backpack! "Sorry," he said. "I'm sorry, too," Zihao said. "a grin."

WORD SEARCH

E	A	T	W	C	U	B	B	Y	R
L	U	N	C	H	B	O	X	T	E
B	T	I	Z	N	G	J	R	E	B
M	A	X	F	I	L	H	Z	A	E
I	X	C	E	O	H	I	S	C	C
S	C	U	K	T	R	A	O	H	C
S	V	G	P	P	H	G	O	E	A
I	K	W	C	X	A	A	A	R	O
N	S	O	R	R	Y	C	N	V	N
G	J	A	R	E	D	D	K	G	E

FORGAVE	EAT	JARED
CUBBY	TEACHER	SORRY
LUNCHBOX	REBECCA	ZIHAO
ETHAN	MISSING	BACKPACK

- Who is the main character?
- What was Zihao looking for?
- Where was the last place Zihao saw his lunchbox?
- Who did Zihao first ask about his lunchbox?

With this version, students read the passage. Then, they complete a hands-on center activity you can laminate and re-use for years to come.

No-Prep Printables

ZIHAO'S WORD SEARCH

1. Who is the main character? Zihao	2. What was Zihao looking for? lunchbox	3. Where was the last place Zihao saw his lunchbox? cubby	4. Who did Zihao first ask about his lunchbox? Jared
5. What adult did Zihao ask about his lunchbox? teacher	6. Mrs. Roberts told the problem to the class. She said the lunch box was missing .	7. Who had a similar lunchbox? Ethan	8. Who explained the mix-up? Rebecca
9. Where did Ethan find his lunchbox? backpack	10. What did Ethan say after finding his lunchbox? sorry	11. What did Zihao do after getting his lunchbox back? forgave	12. What did the boys decide to do at the end? eat

Write the answer in each box. Then, go find it in the word search.

THE LIFETIME LEARNER

Or in this version, students read the passage. Then, they complete the activity in worksheet form. This version is NO PREP and PRINT & GO! Just as much fun as the hands-on centers!

CENTER 1

Multiple Choice

JAYLA
Read the story. Then, answer the questions.

her friends stood in front of an old mansion. The sun was going down and Jayla felt cold. "Let's go back," Jayla said to the group. "Don't be scared, we'll be fine," Aiden said. He pushed open the mansion's door and went inside. Jayla followed, though she didn't want to. "They say if you go in at night, the ghosts will come!" Jayla whispered. "That's a story for babies," Aiden said. The ceiling cracked. They all froze.

Name: _____

JAYLA'S MULTIPLE CHOICE

1. D ?	2. B ?	3. C ?	4. ?
5. ?	6. ?	7. ?	8. ?
9. ?	10. ?	11. ?	12. ?

THE LIFETIME LEARNER

Who is the first person to want to leave the mansion?

- a) Aiden
- b) Kendal
- c) Spencer
- d) Jayla

1.

Who is the second person to become frightened in the story?

- a) Aiden
- b) Kendal
- c) Spencer
- d) Jayla

2.

Hands-On Center:

Students choose A, B, C, or D on each card.

JAYLA'S MULTIPLE CHOICE

Name: _____

1. Who is the first person to want to leave the mansion? a) Aiden b) Kendal c) Spencer d) Jayla	2. Who is the second person to become frightened in the story? a) Aiden b) Kendal c) Spencer d) Jayla	3. What happens when Jayla hears footsteps? a) She follows them. b) She runs into the kitchen. c) She yells for her friends to leave. d) She hides.	4. What is the solution to the group's problem? a) They fight the ghosts. b) They explore the mansion. c) They leave the mansion. d) They call for help.
5. Which word best describes Aiden at the start of the story? a) Scared b) Scared c) Shy d) Sad	6. How is Jayla different from Aiden? a) Jayla is braver than Aiden. b) Jayla is more fearful than Aiden. c) Jayla is curious than Aiden. d) Jayla is quieter than Aiden.	7. Where does the story take place? a) At a Halloween party b) In a forest c) In an old mansion d) At Jayla's house	8. What happens at the beginning of the story? a) Wind blows down the hallway. b) Jayla wants to leave the mansion. c) They find a ghost. d) Spencer finds a clue.
9. What happens in the middle of the story? a) The group finds a secret door. b) The friends find treasure. c) Aiden solves the mystery. d) Jayla hears footsteps behind her.	10. Who makes the final decision to leave at the end of the story? a) Spencer b) Aiden c) Jayla d) Kendal	11. Why did the group wait the mansion? a) They were bored. b) They were scared of the noises and dark. c) They had found everything they were looking for. d) Their parents called them.	12. What lesson does Jayla learn at the end? a) The mansion is safe to explore. b) It's better to be brave than scared. c) Sometimes it's okay to be scared and listen. d) Shouldn't wait until.

Write A, B, C, or D in each box.

THE LIFETIME LEARNER

No Prep Printable Worksheet!

CENTER 2

CODE BREAKER

A = 🍏	G = 🐼	M = 🐼	S = 🧦	Y = 🍌
B = 🐼	H = 🐼	N = 🐼	T = 🐼	Z = 🐼
C = 🐼	I = 🐼	O = 🐼	U = 🐼	
D = 🐼	J = 🐼	P = 🐼	V = 🐼	
			W = 🐼	
			X = 🐼	

Directions: Use this page to break each code. Then find the matching synonym card that goes with each code.

1. Raj has been disappearing every time he left home outside.

2. Raj saw that a monster was the one taking his toys and ran outside to stop it.

3. Raj noticed that some of his toys would disappear when he left them outside.

4. They include Raj, Jeremy and a monster.

RAJ
Read the story. Then, answer the questions.

room window and looked outside. He was worried. He played outside and left his toys behind, some would disappear. "Someone is taking them," Raj thought. He wondered who it could be. "It has to be Jeremy," Raj said to himself. But he wanted to be sure. So Raj decided to spy on his toys to see who was taking them. Raj grabbed some toys and ran outside. He spread them out on the ground. Then, he went inside and picked up a pair of binoculars to wait with. After waiting for a while, Raj looked closer. It wasn't Jeremy. "I know who the thief is!" Raj said. But a moment later, his eyes. Raj raced out the door. He'd get the toys back before the race.

1. **PROBLEM**

2. **END**

3. **BEGINNING**

4. **CHARACTERS**

Hands-On Center:

Students use the code breaker sheet to write each unknown word. Then, they find the matching synonym card for each.

RAJ'S CODE BREAKER

Name: _____

1. PROBLEM
2. END
3. BEGINNING
4. CHARACTERS
5. MIDDLE
6. SOLUTION
7. SETTING

THE LIFETIME LEARNER

No Prep Printable Worksheet!

CENTER 3

Crossword Puzzle

DAHIA

Read the story. Then, answer the questions.

theme park. Her cousin Sergio asked, "Do you want to go to the roller coaster?" Dahlia nodded. They decided to go on the roller coaster. Sergio looked at the spot he had lost. "I guess I'll leave it to you," he said. Then, they rode the roller coaster. "The drop was scary," Sergio said. "I guess I'll leave it to you," he said. Dahlia looked around. Sergio didn't think so. Dahlia said, "Maybe the lost box is here." The two high-fived. "Fun solving a mystery!"

DAHIA'S CROSSWORD

WORD BANK:

- cousin
- scared
- theme park
- detectives
- roller coaster
- high five
- bag
- lost and found
- mystery
- worker

1 DOWN ↓
What did Dahlia say they should become at the end?

3 ACROSS →
How are Dahlia and Sergio related?

2 DOWN ↓
Where did they find the bag?

Do not put spaces in your answers when you fill them in.

Hands-On Center:

Students use the clue cards to fill in the crossword puzzle.

DAHIA'S CROSSWORD

Across:

- How are Dahlia and Sergio related?
- What did Sergio have with him?
- How did they celebrate finding the lost item at the end?
- What did they decide to ride?
- How did Sergio feel when his bag was lost?
- Who told Sergio he couldn't take his bag on the ride?

Down:

- What did Dahlia say they should become at the end?
- Where did they find the bag?
- What did Sergio say they solved at the end?
- Where was the setting?

WORD BANK:

- cousin
- scared
- theme park
- detectives
- roller coaster
- high five
- bag
- lost and found
- mystery
- worker

Do not put spaces in your answers when you fill them in.

No Prep Printable Worksheet!

CENTER 4

Word Search

ZIHAO

Read the story. Then, answer the questions.

and his lunchbox. He asked his pal, "Have you seen my lunchbox?" Zihao shook his head and told him to ask the teacher. "Where did you last see it?" Mrs. Roberts asked. "I put it in my cubby," Zihao said. "I saw it when we got homework out."

Mrs. Roberts said, "Students, No one said anything. Zihao is a lunchbox that looked just like his. "No, it's mine. I got it yesterday. "That looks exactly like mine. "I didn't take it. I would never. Rebecca walked over. "I know grab his lunch. I think I grabbed lunch in his backpack! "Sorry," he said. "I'm sorry, too," Zihao said. "a grin."

WORD SEARCH

FORGAVE EAT JARED CUBBY TEACHER SORRY LUNCHBOX REBECCA ZIHAO ETHAN MISSING BACKPACK

1. Who is the main character?

2. What was Zihao looking for?

3. Where was the last place Zihao saw his lunchbox?

4. Who did Zihao first ask about his lunchbox?

Search by using the clue cards.

Hands-On Center:

Students find each word in the word search.

ZIHAO'S WORD SEARCH

Name: _____

1. Who is the main character?
Zihao

2. What was Zihao looking for?
lunchbox

3. Where was the last place Zihao saw his lunchbox?
cubby

4. Who did Zihao first ask about his lunchbox?
Jared

5. What adult did Zihao ask about his lunchbox?
teacher

6. Mrs. Roberts told the problem to the class. She said the lunch box was missing.
Ethan

7. Who had a similar lunchbox?
Rebecca

8. Who explained the mix-up?
Zihao

9. Where did Ethan find his lunchbox?
backpack

10. What did Ethan say after finding his lunchbox?
sorry

11. What did Zihao do after getting his lunchbox back?
forgave

12. What did the boys decide to do at the end?
eat

Write the answer in each box. Then, go find it in the word search.

No Prep Printable Worksheet!

CENTER 5

Sentences Mixed Up

TINA

Read the story. Then Name: _____

Tina held her magnifying glass close to the snow in the woods. "These must be dog paw prints," she thought. "My dog, had gotten loose and was missing."

"We should follow these paw prints," said Tina. "Maybe we can find my little sister Abby. They followed the prints stopped near the river. "What now?"

"Let's check the other side of the river," said Tina. "When they are around to see. When they are around to see. When they are around to see."

The girls trailed the paw prints. Tina was feeling down because she was about to cry when she saw a dog. "Scout?" Tina called. Scout barked. The girls gave Scout big hugs. Tina smiled. "All we had to do was follow the paw prints."

TINA'S MIXED UP SENTENCES

1. The characters in the story are
Tina, Abby, and a dog named Scout.

2. The problem in the story is _____

The characters in the story are
Tina, Abby, and a dog named Scout.

Unscramble the words and write them in the correct order on the lines to finish each sentence.

THE LIFETIME LEARNER

Hands-On Center:

Students unscramble the words and write the sentence.

TINA'S MIXED UP SENTENCES

Name: _____

1. The characters in the story are
Tina, Abby, and a dog named Scout.

2. The problem in the story is _____

3. In the beginning, _____

4. In the end, _____

5. The solution in the story is _____

6. The setting of the story is _____

Unscramble the words and write them in the correct order on the lines to finish each sentence.

TINA'S MIXED UP SENTENCES

Name: _____

1. ~~named~~ ~~the~~ ~~dog~~ ~~Scout~~ ~~Abby~~ ~~and~~ ~~a~~

2. the Scout is girls and find missing him. must

3. plan girls find the a Scout. made to

4. Scout by they pond. a found frozen hiding

5. the followed girls the pawprints saw and Scout.

6. woods. is outside snowy in the

Unscramble the words to write the rest of each sentence on each page. Cross each word off this page as you use it on the recording sheet.

THE LIFETIME LEARNER

No Prep Printable Worksheet!

CENTER 6

Color by Code

AISHA'S COLOR BY CODE

Read the story. Then answer the questions.

Aisha told her friend, Jenny, "I can't find my blue pencil case!" Jenny said, "But who?" "I'll help you. Maybe someone took it?" Jenny said. "The girls looked around. 'Maybe someone at our table?' Aisha asked. Anne shook her head. 'Are you sure?' Jenny pressed, asking for her pol. Anne frowned. 'Why do you think I'm lying?' 'No, sorry!' Aisha said. Jenny patted her kindly on the back. 'Hi, Suzie!' Aisha said to the next girl. 'Have you seen my blue pencil case?' Suzie rolled her eyes. 'Nope, I haven't.' Just then, a girl at another table spoke up. 'Wait, Suzie, didn't you just show us your new blue pencil case?' Suzie shifted nervously in her seat. 'That's a different one. We must have the same one.' Aisha sighed. 'Thanks anyway.' She and Jenny left. 'Maybe your mom can get another,' Jenny said, trying to cheer her up. Aisha smiled but something wasn't right. She looked curiously at Suzie, who turned with a red face. Aisha would talk to Suzie later. Something felt wrong.

Color in the character traits you read in the story based on the key below.

helpful (blue), curious (gray), suspicious (yellow), annoyed (red)

Hands-On Center:

Students color in the picture by identifying character traits.

AISHA'S COLOR BY CODE

Color in the character traits you read in the story based on the key below.

helpful (blue), curious (gray), suspicious (yellow), annoyed (red)

No Prep Printable Worksheet!

CENTER 7

Puzzles

MADDOX

Read the story. Then answer the questions.

Maddox was excited to ride his new skateboard. But it wasn't in the garage. Where did it go? He checked the yard, but the skateboard was not there. Maddox was worried. "Someone must have taken it! But who?" Maddox asked his neighbors if they had seen anything. First, he knocked on Layla's door. "Hi, Layla! Have you seen my skateboard?" he asked. "No, I haven't," Layla said. "But I hope you find it." She closed her door. Next, Maddox went to Max's house. "Hey, have you seen my skateboard?" Max said no. "But I did see Brandon riding one. Maybe it's yours?" Maddox gasped. "Thanks, Max!" Maddox ran to Brandon's house and asked, "I heard you have a skateboard. Is it mine? Did you take it?" Brandon shook his head. "No, I didn't take it. I found yours knocked over at the park. I rode it home so it wouldn't get scratched or stolen." Maddox was thankful. "Thank you! I forgot I was at the park. I must have left it there." Brandon handed him the board with a grin. "No problem, buddy!"

#1 Who is the main character in the story?	D. Maddox
#2 What is Maddox looking for?	J. His skateboard
#3 Where does Maddox first look for his skateboard?	H. Layla's house

Hands-On Center:

Students put each 2-piece puzzle together.

Name: _____

MADDOX'S PUZZLES

1. Who is the main character in the story?	D	2. What is the problem in the story?	L
3. What is Maddox looking for?	J	4. How is the problem solved?	K
5. Where does Maddox first look for his skateboard?	H	6. What is the setting of the story?	A
7. What does Max tell Maddox?	F	8. What did Maddox think happened to his skateboard?	B
9. What does Maddox do after talking to Max?	C	10. What did Maddox realize at the end of the story?	E
11. What does Brandon tell Maddox?	G	12. What did Maddox realize at the end of the story?	I

Write the correct letter in each box.

THE LIFETIME LEARNER

No Prep Printable Worksheet!

CENTER 8

Sorting Game

DIEGO



Read the story. Then answer the questions.

Diego knew where his bike was! Diego yelled at his brother. "It didn't just disappear on its own!" His brother, Jacob, shot back. "I'll help you look for it," Diego said and stomped out the door. Jacob followed behind. "It was outside by the curb last night. Mom said it was your turn to put our bikes in the garage. What if it got taken?" Jacob said. They reached the curb. Diego said, "It didn't. No one wants a rusty bike. Let's check around the house." Jacob sighed. "Fine."

The boys walked to the side yard. Diego's eyes got big when he saw bike tracks in the mud. "Hey, someone rode a bike through here." "Let's follow it!" Jacob said. They followed the path into the woods. The tracks stopped at a wooden shack. "Maybe it's in there," Jacob whispered. Diego opened the door. "My bike!" Jacob shouted. "I'm so happy!" "But who put it here?" Diego asked. He saw a note on the wall. He pulled it down. It said, "If you're the owner of this bike, you want it to get wet in the rain last night. I live next door."



A.	The setting is in the side yard.
D.	Jacob worried the bike was stolen.



E.	Diego found a note on the wall that solved the mystery.
----	---

B.	Diego and Jacob found bike tracks in the mud.
----	---

F.	The setting is in the woods.
----	------------------------------

Hands-On Center:

Students sort each detail onto the correct mat.

Name: _____

DIEGO'S STORY SORT

Identify if each box shows the beginning, the middle, or the end of the story. Write B for beginning, M for middle or E for ending.

1. M. The setting is in the side yard.	2. M. Jacob worried the bike was stolen.	3. E. Jacob reminded Diego that mom said he was supposed to put the bikes in the garage.
4. B. Jacob opened the door. "My bike!" Jacob shouted. "I'm so happy!"	5. E. Diego found a note on the wall that solved the mystery.	6. E. The setting is in the woods.
7. M. Diego and Jacob followed the tracks into the woods.	8. B. The setting is in the house and front yard.	9. E. The boys found Jacob's bike inside the shack.
10. B. Diego yelled at Jacob because he had a problem.	11. E. The note explained someone saved the bike from the rain last night.	12. B. Diego wanted to help look for the bike to find and solve the problem.

THE LIFETIME LEARNER

No Prep Printable Worksheet!

CENTER 9

Sequencing Puzzles

PUZZLE MAT

Place the puzzle pieces in order here on the mat.

Event 1	Event 2	Event 3	Event 4
F. Lilly lost her necklace and was upset.	H. Rachel asked Lilly where she last saw the necklace.	C. Lilly remembered she lost it near the slide during recess.	
Event 5	Event 6	Event 7	Event 8

THE LIFETIME LEARNER

B. Lilly got her necklace back and thanked Rachel for helping.

D. Rachel and Lilly went to find Maria at the swings.

E. Robert told them that Maria found a necklace.

G. Maria showed them the pink necklace she found.

Hands-On Center:

Students put the puzzle pieces in chronological order.

CENTER 10

Fill in the Blank

KIMANI

Read the story. Fill in the blanks from words from the word bank.

Detective Kimani had a big problem. She had found a thief who had stolen some jewelry, but he wouldn't tell her where it was in his attic. Peering around the thief's attic, she used her magnifying glass to see if there were any shiny items. They would glitter if light shone on them. "That's it!" she cried. If the jewels would shine in the light, she had to use something bright to find them. Kimani smirked and grabbed a flashlight. If she put it on in the dark, the jewelry should flash back at her. Turning on the flashlight, she walked around. Kimani looked for any flashes of light. Then, she noticed a glimmer in the crack of a floorboard. Kimani bent down. She grabbed the edge of a floorboard and it came off. Beneath the wood, she saw a pile of jewelry winking up at her. The thief hadn't been able to hide it. Kimani was too smart for him. "Yes!" she cheered. This was the solution she had hoped for. She found a bag full of jewelry with necklaces, bracelets, and earrings.

WORD BANK:

Use the word bank to fill in the missing words from the story.

- flashlight
- thief
- attic
- solution
- Kimani
- jewelry
- floorboard
- problem

Hands-On Center:

Students read the passage and use words from the word bank to fill in the blanks as they read.

RACHEL'S PUZZLE MAT

First, read the story. Then, put the events in order below from #1 to #8 by writing a number at the top of each box. Put a #1 in the box that comes first and a #8 in the box that comes last.

6 D. Rachel and Lilly went to find Maria at the swings.	8 B. Lilly got her necklace back and thanked Rachel for helping.	2 H. Rachel asked Lilly where she last saw the necklace.	5 E. Robert told them that Maria found a necklace.
3 C. Lilly remembered she lost it near the slide during recess.	1 F. Lilly lost her necklace and was upset.	4 A. Rachel and Lilly checked the slide but didn't find it.	7 G. Maria showed them the pink necklace she found.

Name: _____ THE LIFETIME LEARNER

No Prep Printable Worksheet!

KIMANI

Read the story. Fill in the blanks from words from the word bank.

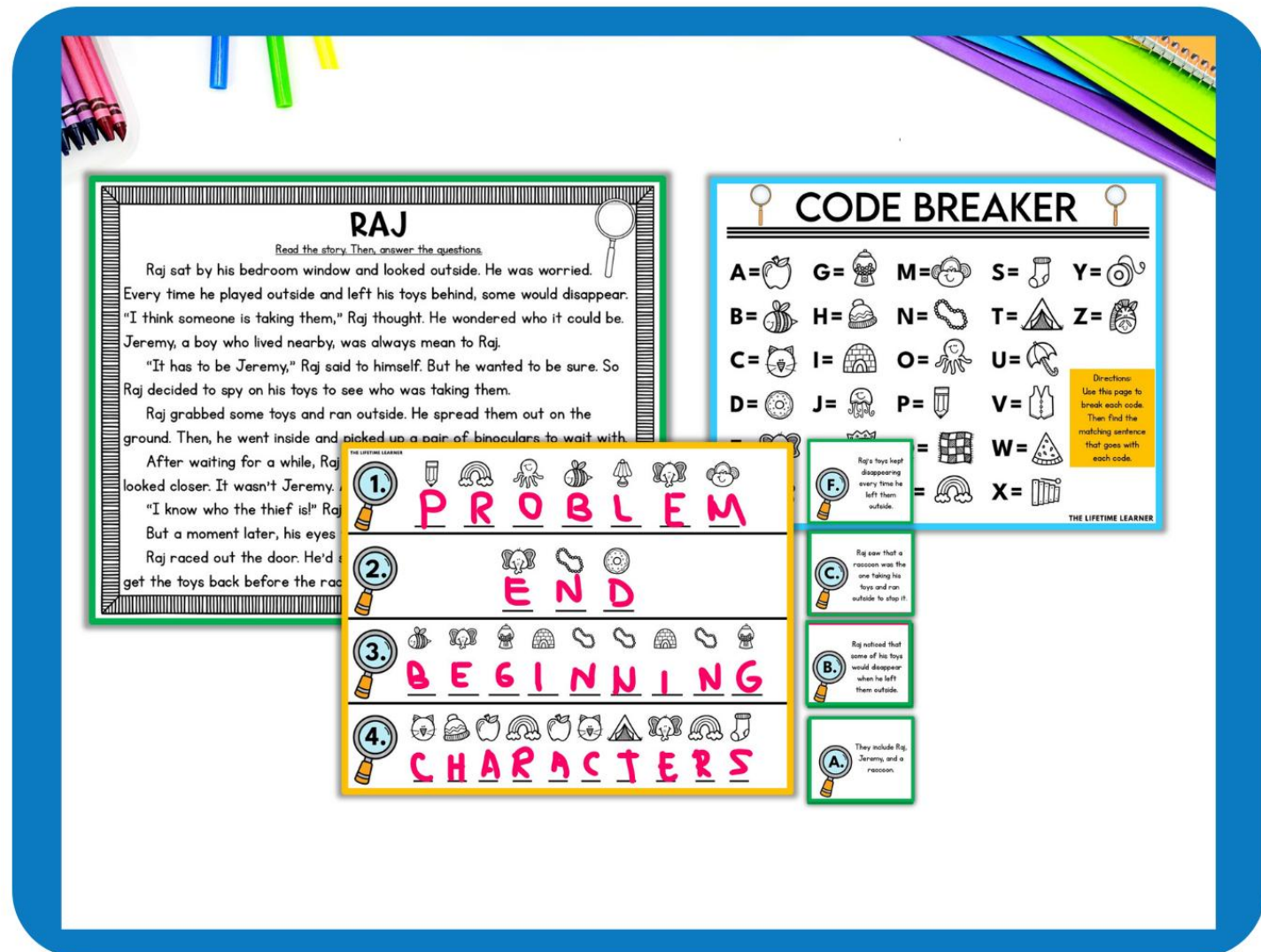
Detective Kimani had a big problem. She had found a thief who had stolen some jewelry, but he wouldn't tell her where it was in his attic. Peering around the thief's attic, she used her magnifying glass to see if there were any shiny items. They would glitter if light shone on them. "That's it!" she cried. If the jewels would shine in the light, she had to use something bright to find them. Kimani smirked and grabbed a flashlight. If she put it on in the dark, the jewelry should flash back at her. Turning on the flashlight, she walked around. Kimani looked for any flashes of light. Then, she noticed a glimmer in the crack of a floorboard. Kimani bent down. She grabbed the edge of a floorboard and it came off. Beneath the wood, she saw a pile of jewelry winking up at her. The thief hadn't been able to hide it. Kimani was too smart for him. "Yes!" she cheered. This was the solution she had hoped for. She found a bag full of jewelry with necklaces, bracelets, and earrings.

No Prep Printable Worksheet!

HOW TO USE THIS:

Ideas for Implementation:

- pick and choose the centers you want to use: do what works best for your class!
- give less than 10 centers to students if you are short on time
- give students the whole day to complete all 10 centers/activities OR spread the room transformation out over a couple of days
- use the hands-on centers during your room transformation and the no-prep printables as a review during your reading block



PRINT & DIGITAL



Print & Go



Google Slides

There is a digital version of the
no-prep printables!

The no prep printable questions are **100% editable!**

Name: _____

JAYLA'S MULTIPLE CHOICE

1. Who is the first person to want to leave the mansion? a) Aiden b) Kendall c) Spencer d) Jayla	2. Who is the second person to become frightened in the story? a) Aiden b) Kendall c) Spencer d) Jayla	3. What happens when Jayla hears footsteps? a) She follows them. b) She runs into the kitchen. c) She yells for her friends to leave. d) She hides.	4. What is the solution to the group's problem? a) They fight the ghosts. b) They explore the mansion. c) They leave the mansion. d) They call for help.
5. Which word best describes Aiden at the start of the story? a) Brave b) Scared c) Shy d) Sad	6. How is Jayla different from Aiden? a) Jayla is braver than Aiden. b) Jayla is more fearful than Aiden. c) Jayla is surlier than Aiden. d) Jayla is quieter than Aiden.	7. Where does the story take place? a) At a Halloween party. b) In a forest. c) In an old mansion. d) At Jayla's house.	8. What happens at the beginning of the story? a) Wind blows down the hallway. b) Jayla wants to leave the mansion. c) They find a ghost. d) Spencer finds a clue.
9. What happens in the middle of the story? a) The group finds a secret door. b) The friends find treasure. c) Aiden solves the mystery. d) Jayla hears footsteps behind her.	10. Who makes the final decision to leave at the end of the story? a) Spencer b) Aiden c) Jayla d) Kendall	11. Why did the group exit the mansion? a) They were bored. b) They were scared of the noises and wind. c) They had found everything they were looking for. d) Their parents called them.	12. What lesson does Jayla learn at the end? a) The mansion is safe to explore. b) It's better to be brave than scared. c) Sometimes it's okay to be scared and leave. d) Ghosts aren't real.

Write A, B, C, or D in each box.

THE LIFETIME LEARNER

Name: _____

JAYLA'S MULTIPLE CHOICE


1. Who is the first person to want to leave the mansion? a) Aiden b) Kendall c) Spencer d) Jayla	2. Who is the second person to become frightened in the story? a) Aiden b) Kendall c) Spencer d) Jayla	3. What happens when Jayla hears footsteps? a) She follows them. b) She runs into the kitchen. c) She yells for her friends to leave. d) She hides.	4. What is the solution to the group's problem? a) They fight the ghosts. b) They explore the mansion. c) They leave the mansion. d) They call for help.
5. Which word best describes Aiden at the start of the story? a) Brave b) Scared c) Shy d) Sad	6. How is Jayla different from Aiden? a) Jayla is braver than Aiden. b) Jayla is more fearful than Aiden. c) Jayla is surlier than Aiden. d) Jayla is quieter than Aiden.	7. Where does the story take place? a) At a Halloween party. b) In a forest. c) In an old mansion. d) At Jayla's house.	8. What happens at the beginning of the story? a) Wind blows down the hallway. b) Jayla wants to leave the mansion. c) They find a ghost. d) Spencer finds a clue.
9. What happens in the middle of the story? a) The group finds a secret door. b) The friends find treasure. c) Aiden solves the mystery. d) Jayla hears footsteps behind her.	10. Who makes the final decision to leave at the end of the story? a) Spencer b) Aiden c) Jayla d) Kendall	11. Why did the group exit the mansion? a) They were bored. b) They were scared of the noises and wind. c) They had found everything they were looking for. d) Their parents called them.	12. What lesson does Jayla learn at the end? a) The mansion is safe to explore. b) It's better to be brave than scared. c) Sometimes it's okay to be scared and leave. d) Ghosts aren't real.

Write A, B, C, or D in each box.

THE LIFETIME LEARNER

Name: _____

Center #1



Type here
Type here
Type here
Type here
Type here
Type here
Type here
Type here
Type here
Type here
Type here
Type here

THE LIFETIME LEARNER


10 Pre-Made
Centers
(Print & Go)

10 Pre-Made
Centers:
Editable Version

10 Blank Centers
To Add Your
Own Content

3 Versions Included


WHAT'S INCLUDED?




10 Color
& B/W Posters



Recording
Sheets



10 Hands On
Centers



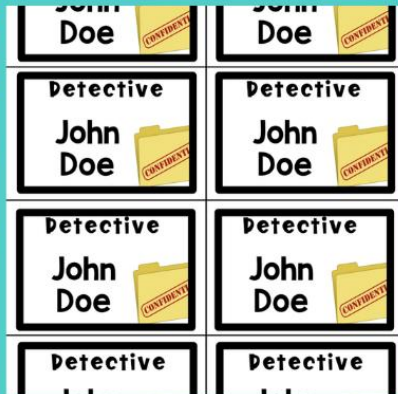
10 No Prep
Printables



2 Versions of
Passages &
Activities



Printable
Hats



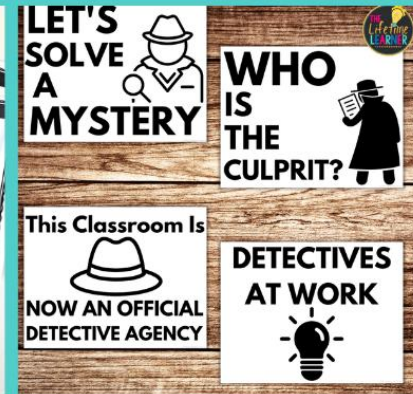
Name
Tags



Coloring
Page



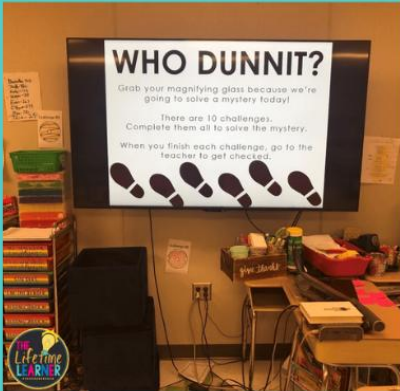
Folder
Insert




Decor
Posters

keep scrolling to see more!

WHAT'S INCLUDED?



Welcome
Slide



Editable
Versions



Banner



Certificate




Shopping
Guide



Admission
Tickets




Digital
Version



Answer
Keys



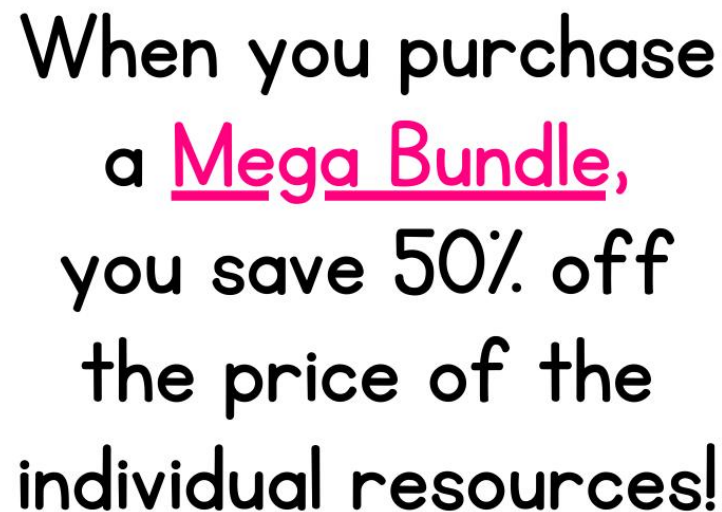
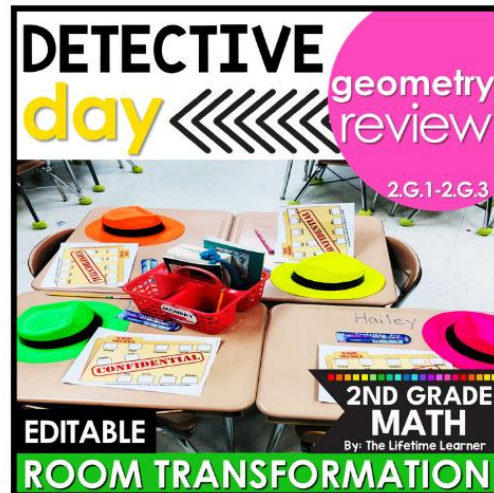
QR Codes



Fun Facts

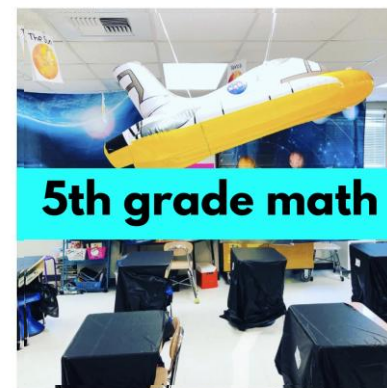
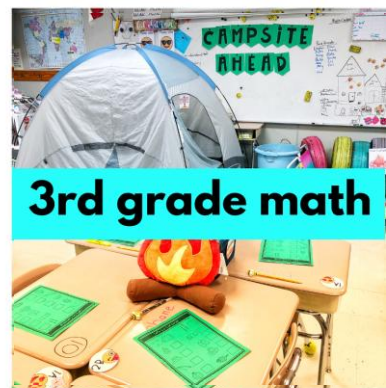
jam-packed with fun, rigor, and engagement!

Or, add in some math to your themed learning day!

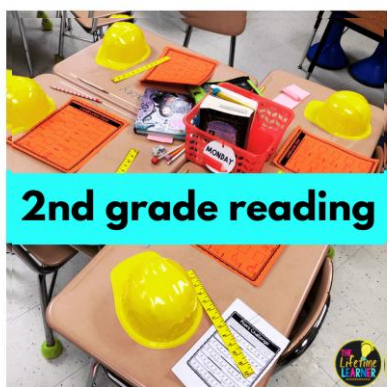


classroom transformations

low prep, fun, and engaging!



K-5 MATH & READING



THE LIFETIME LEARNER'S CLASSROOM TRANSFORMATIONS ARE:

1. Engaging to Students
2. Classroom Tested (and Student-Approved)
3. Print and Digital Compatible
4. Jam-Packed with Content
5. Aligned to Reading Standards
6. Easy to Implement
7. Flexible for Every Classroom
8. Versatile Ways to Reward Students
9. Rigorous Student Learning Activities

All content is included so you can simply **print**
and get ready for an **AMAZING** experience
with your students!



Please Note:

- There are 10 reading challenges provided as well as décor, a fast finisher activity, and additional extras.
- The digital version is provided in Google Slides.
- Nervous about trying your first room transformation? You'll be hooked once you try one! I promise!
- Feel free to contact me if you have questions or want to chat about room transformations. You can email me at lindsaythelifetimelearner@gmail.com