

WHAT IS THIS?

It's a low-prep room transformation!



Use the 10 reading stations, included decor, and more for a fun & easy room transformation!



This themed learning day has 10 stations:
5 phonics-based stations and
5 reading comprehension-based stations.
You can use 1, 5, or all 10--it's flexible!

Room transformations can
be stress-free and low-prep.

Keep scrolling
to learn how! ↓

Let's start with the basics...

What is a classroom transformation?

A classroom transformation changes your room into a certain setting or theme to engage students in their own learning with rigorous content.



Donut Shop Day



Rock Star Day





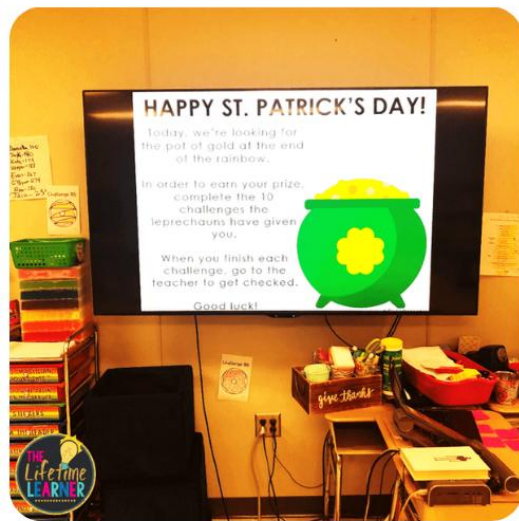
Camping Day

You don't have to spend hours of your time setting up a room transformation or spend lots of money to make it **SO MUCH FUN!**

STEP 1:

Tell your class they are leprechauns today!

They will complete a review of 5 reading comprehension and 5 phonics-based activities set up around the room. You can do this for a day, a few days, or over the course of a week!




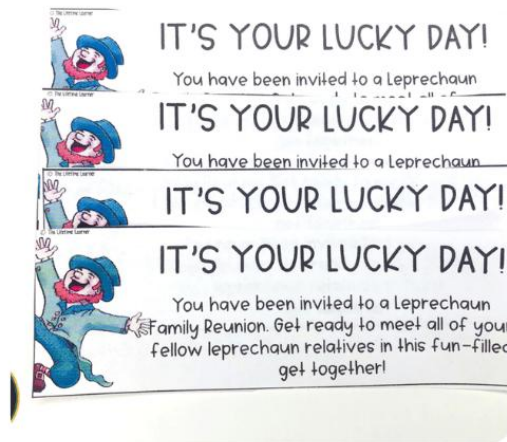
Set-up is quick and easy.

Simply print the posters, 10 activities, and a recording sheet for each student. Place them around your room and you're ready to begin!

Flexibility is key.

Need to modify? No problem!

Choose how many centers students will need to complete and what time frame they have to meet YOUR needs.



STEP 2:

Let students move around the room and complete each station. They read a passage and then an activity to go with it. They can be completed in any order. All stations include a variety of reading comprehension and phonics skills. You can choose just a few for students to complete or use all 10. This is up to the teacher and the amount of time you'd like to fill.

Optional Recording Sheet

When a student finishes a center, you sign that spot on their recording sheet to keep track of what they've completed.

Freedom to choose.

Students can work in partners, rotations, groups, or independently. Your choice!

Leprechaun Family Reunion

Center #1	<input type="checkbox"/>	Center #6	<input type="checkbox"/>
Center #2	<input type="checkbox"/>	Center #7	<input type="checkbox"/>
Center #3	<input type="checkbox"/>	Center #8	<input type="checkbox"/>
Center #4	<input checked="" type="checkbox"/>	Center #9	<input type="checkbox"/>
Center #5	<input type="checkbox"/>	Center #10	<input type="checkbox"/>

Name: _____

GRANDMA'S STORY

All leprechauns were celebrating St. Patrick's Day at Grandma's house this year. She hoped everything would go off without a hitch. First on her list was decorations. She swept through the aisles of the party store like a whirlwind. Next, she went to the bakery. A vanilla cake with green icing caught her eye. "This cake will be the crown jewel of my party," she smiled. By the time she got home, Grandma had finished her to-do list. All she could do was wait. The clock moved at a snail's pace as she paced. "Will they like it all? What if I didn't get enough snacks?" Doubt buzzed in her mind like a swarm of bees. A knock broke through her haze. She opened the door to find Grandma, beaming on the porch. "You've turned out great, Patrick said. "You've turned out great before Grandma knew it, all of it, and everyone admired it. Let's get this party started!"

GRANDMA'S STORY

Match up each phrase with the correct meaning by coloring each match a different color.

1. "Everything would go off without a hitch."	A. She was overwhelmed by a lot of anxious thoughts.
2. "She swept through the aisles of the party store like a whirlwind."	B. The clock seemed to move at a snail's pace.
3. "This cake is the crown jewel of my party."	C. She moved quickly and energetically while shopping.
4. "Doubt buzzed in her mind like a swarm of bees."	D. Everything would happen smoothly and successfully.
5. "Compliments flew like confetti."	E. It's the most important and impressive part.
6. "Guests were giving a lot of compliments easily."	F. Time felt like it was passing very slowly.

Name: _____

STEP 3:

When students finish all activities you've assigned, they win! You can give them the included certificate, coloring page, or a small prize of your choice.

A shopping guide is also included to give you suggestions of optional "extras" you could add in.

Remember:

Anything different from a "normal" day in the classroom is special to students! A reward at the end isn't required during a classroom transformation.



Certificate



Coloring Page



In Action Pic



Prize

STEP 4:

Most of the time, there are early finishers. These kiddos get to go around the room and read fun facts about the topic! No one is ever bored.

Choose from 3 versions!

1 Digital Scavenger Hunt

Let students "find" the facts on Google Slides

2 Printable Facts

Hang facts around room

3 QR Codes

Students scan to read fun facts



5 READING COMPREHENSION PASSAGES/ACTIVITIES:

GRANDMA'S STORY



All leprechauns were celebrating St. Patrick's Day at Grandma's house this year. She hoped everything would go off without a hitch. First on her list was decorations. She swept through the aisles of the party store like a whirlwind. Next, she went to the bakery. A vanilla cake with green icing

GRANDMA'S STORY

Match up each phrase with the correct meaning by coloring each match a different color.

1.



4.



A.



B.

GREENY'S STORY

Greeny had a plan. He wanted to prank his pals. He hoped to pull it off! The plan was to steal as many pairs of shoes from the factory he worked at and not return them until the next day. His work would be in a panic! He giggled. So, he went in and began to work on shoes with other leprechauns.

"How are you today, Greeny?" his friend, Greta, asked him.

Greeny grinned. "Never been better."



GREENY'S STORY

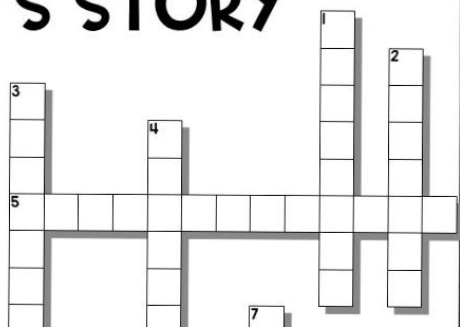
Name: _____

Across

5. Greeny showed _____ when he decided not to go through with his prank.
8. Greeny realized his actions would be _____ to Greta if he followed through with his plan.
9. What did Greeny decide to do with his plan?

Down

1. Greeny learned to _____ others' feelings.



COIN'S STORY



Coin giggled. His plan was perfect. Tonight, he would sneak into the humans' house and prank them! Once night fell, Coin slipped through the doggy door and into the kitchen. "Time to turn all their food green!" he

Name: _____

COIN'S STORY



1. What was Coin's plan for the night?

2. How did Coin get into the humans' house?

CLOVER'S STORY



Clover glanced at her leprechaun brothers, Drew and Sebastian. Their mom made them wait 30 minutes after lunch before swimming. Knowing the time was up, Clover bellowed, "CLOVER BALL!" and jumped in the pool. She sent green water all over. The cool water felt great on her skin on a scorching day.

Name: _____

CLOVER'S STORY



#1 scolding



#2 gesturing



#3 snickering



giggling

focuses on:
Lesson & Character Traits
Context Clues
Compare & Contrast
Written Comprehension
Figurative Language

5 PHONICS-BASED READING ACTIVITIES:

GRANDPA'S MAZE

This maze is FULL of green items! Color your way through the maze by following the words and finding the pictures. Start at the rainbow. Finish at the gold.

START! fireworks measure farther garbage

GRANDPA'S MAZE

This maze is FULL of green items! Color your way through the maze by following the words and finding the pictures. Start at the rainbow. Finish at the gold.

START! The leprechauns loved watching the fireworks. I want to measure the big pot of gold. How much farther to the rainbow? The leprechaun knocked into my garbage can.

SPOT THE DIFFERENCES

Put a 1 or 2 in each box to show which picture each sentence goes with.

Name: _____

<input type="checkbox"/> snowflake	<input type="checkbox"/> flower
<input type="checkbox"/> skydive	<input type="checkbox"/> pretzel
<input type="checkbox"/> treasure	<input type="checkbox"/> dragonfly

SPOT THE DIFFERENCES

Put a 1 or 2 in each box to show which picture each sentence goes with.

Name: _____

<input type="checkbox"/> I see a pink <u>flower</u> in the dirt.
<input type="checkbox"/> He puts the <u>pretzel</u> on the table.
<input type="checkbox"/> A <u>dragonfly</u> flies away.
<input type="checkbox"/> There is a <u>footprint</u> on the floor.

EMERALD'S ACTIVITY

Tell what letters are shared between the two words. Circle the correct letter.

1.	A. ack	B. ick	C. uck
2.	A. .	B. .	C. .

EMERALD'S ACTIVITY

Tell how the letters change. Circle the correct letter to answer each question.

1. ack → wh → qu	B. kn → wh	C. qu → sh
2. A. .	B. .	C. .

LUCKY:

Color each box the correct color.

A. guitar	D. cereal	G. cashier	J. magic
B. camel	E. game	H. pencil	K. celery

LUCKY:

Color each

Soft C	The leprechaun turned	The cashier wears	H
--------	-----------------------	-------------------	---

focuses on:
 R-Controlled Syllables
 Soft & Hard C / G
 Phoneme Substitution
 Blends Review
 Long or Short Vowel?

2 Versions of Every Passage Included for Students



CLOVER'S STORY

Clover glanced at her leprechaun brothers, Drew and Sebastian. Their mom made them wait 30 minutes after lunch before swimming. Knowing the time was up, Clover bellowed, "CLOVER BALL!" and jumped in the pool. She sent green water all over. The cool water felt great on her skin on a scorching day.

"You got me all wet!" Drew said, gesturing at his shirt. Clover swam away, snickering as both boys leapt into the water. Sebastian had an idea. "Let's play Pot of Gold!" It was their favorite pool game. Drew insisted on being the "gold" while Clover and Sebastian closed their eyes and began searching aimlessly. They called out, "Pot!" and listened for Drew to say "of Gold!"

"New game!" Drew said after a bit. "How about underwater shamrocks?"

Sebastian contested, "But I want to keep playing Pot of Gold!"

Clover stepped in. "Let's not fight. One more round of Pot of Gold and



CLOVER'S STORY

Clover glanced at her younger leprechaun brothers, Drew and Sebastian. Their mom had made them wait 30 minutes after lunch before swimming.

Knowing the time was up, Clover bellowed, "CLOVER BALL!" and jumped into the pool. She sent green water all over. The cool water felt amazing on her skin on a scorching day.

"You got me all wet!" Drew exclaimed, gesturing at his soaked shirt. Clover swam back and forth, snickering as both brothers leapt into the water after her. They splashed around until Sebastian had an idea. "Let's play Pot of Gold!" he shouted. Clover and Drew cheered. It was their favorite pool game. Drew insisted on being the "gold" while Clover and Sebastian closed their eyes and began searching aimlessly. They called out, "Pot!" and listened for Drew's answer of "of Gold!"

After ten minutes, Clover finally tagged Drew.

"Let's play something else," Drew suggested. "How about underwater shamrocks?"

Sebastian contested, "But I want to keep playing Pot of Gold!"

Clover quickly stepped in. "Let's not fight. How about one more round of Pot of Gold and then underwater shamrocks?" Both brothers agreed.

They spent the rest of the day playing and laughing. Drew and Sebastian took turns, and everyone got to do what they wanted. By the end, the three were content with their fun at the pool. This proved there was no need for quarreling after all.

THE LIFETIME LEARNER

GREENY'S STORY


Greeny had a plan. He wanted to prank his pals. He hoped to pull it off! The plan was to steal as many pairs of shoes from the factory he worked at and not return them until the next day. His work would be in a panic! He giggled. So, he went in and began to work on shoes with other leprechauns.

"How are you today, Greeny?" his friend, Greta, asked him.

Greeny grinned. "Never been better."

"I sure hope we finish all of these shoes," Greta sighed. "I need money for my family. My job is the only thing keeping us off the streets."

Greeny's heart dropped. He hadn't considered his actions might affect someone else. He didn't want to cause any trouble for Greta. Greeny was silent as he thought. Maybe it wasn't a good idea, if it'd hurt Greta. The more he thought about it, the guiltier he felt. All the leprechauns were released to



GREENY'S STORY

Greeny the Leprechaun had the best scheme planned. He wanted to prank all of his friends. He hoped that he could pull it off! The plan was that he would steal as many pairs of shoes as he could from the factory he worked at and he wouldn't return them until the next day. His workplace would be in a panic! He giggled thinking about it. So, the following day, he went in and began to work on making shoes with the other leprechauns.

"How are you today, Greeny?" his friend, Greta, asked him.

Greeny grinned. "Never been better."

"I sure hope we manage to finish all of these shoes," Greta sighed. "I really need money for my family. Right now, my job is the only thing keeping us off the streets."

Greeny's heart dropped in his chest. He hadn't considered his actions might affect

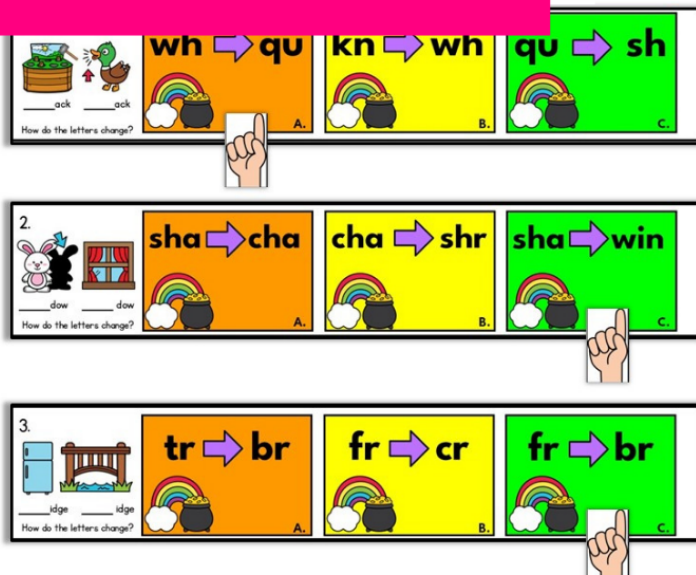
THE LEARNER

**Differentiate and give
your students the
version best for them!**

THE CONTENT:

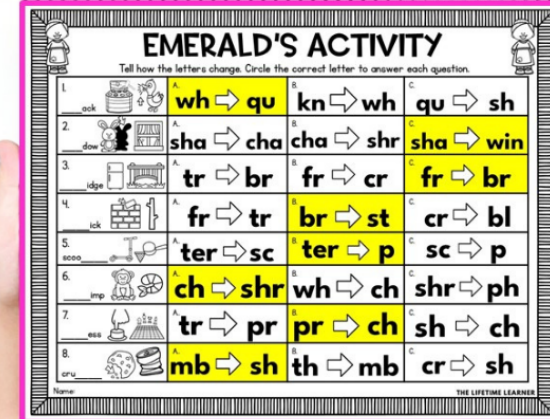
10 high-interest passages & activities
in 2 formats: hands-on & no prep!

Hands-On Centers



With this version, students read the passage. Then, they complete a hands-on center activity you can laminate and re-use for years to come.

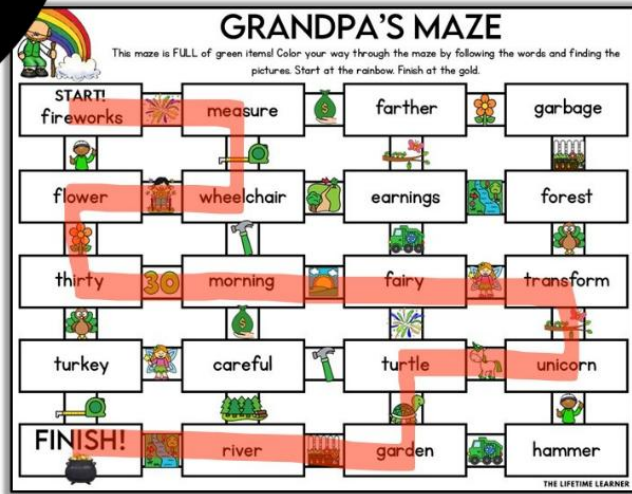
No-Prep Printables



Or in this version, students read the passage. Then, they complete the activity in worksheet form. This version is NO PREP and PRINT & GO! Just as much fun as the hands-on centers!

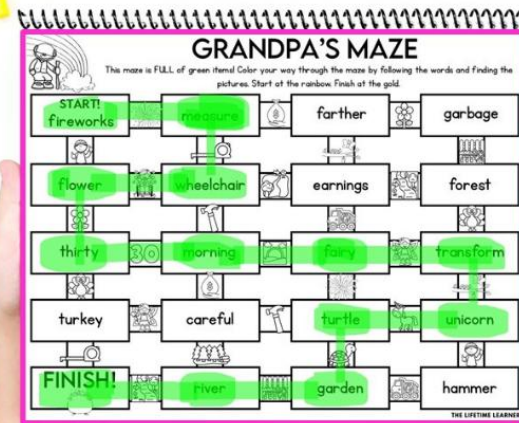
CENTER 1

Phonics Maze



Students use their phonic skills to make it through the maze.

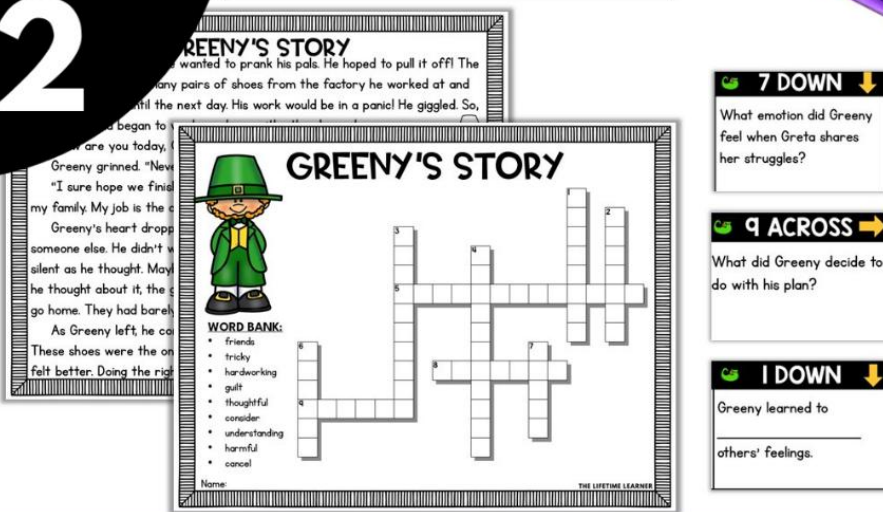
R-Controlled Syllables



PHONICS-BASED!

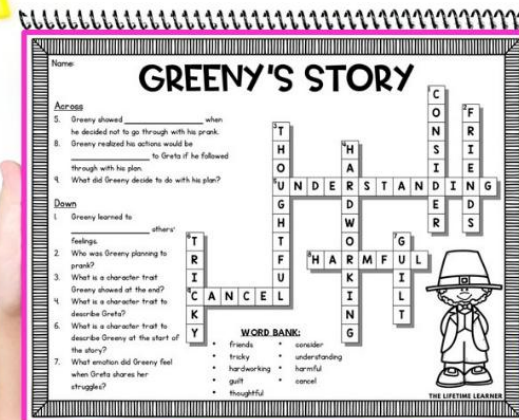
CENTER 2

Crossword Puzzle



Students use the clue cards to fill in the crossword puzzle.

Lesson & Character Traits



READING COMPREHENSION!

CENTER 3

Puzzles

CLOVER'S STORY

...at her leprechaun brothers, Drew and Sebastian. Their mom ... them wait 30 minutes after lunch before swimming. Knowing the time ... up, Clover bellowed, "CLOVER BALL!" and jumped in the pool. She sent ... an water all over. The cool water felt great on her skin on a scorching day. "You got me all wet!" Drew said, gesturing at his shirt. Clover swam away, ... quarreling as both boys leapt into the water. Sebastian had an idea. "Let's play ... of Gold!" It was their favorite pool game. Drew insisted on being the "gold" ... e Clover and Sebastian closed their eyes and began searching aimlessly. ... y called out, "Pot!" and listened for Drew to say "of Gold!" "New game!" Drew said after a bit. "How about underwater shamrocks?" ... Sebastian contested, "But I want to keep playing Pot of Gold!" Clover stepped in. "Let's not fight. One more round of Pot of Gold and ... underwater shamrocks?" Both brothers agreed. They spent the rest of ... day playing. Everyone got to do what they wanted. By the end, the three ... e content with the fun. This proved there was no need for quarreling.

#1	scorching	Extremely hot.	G.
#2	gesturing	Using your hands or body to show or tell something without speaking.	C.
#3	snickering	Laughing quietly.	E.

Students put each 2-piece puzzle together.

Context Clues

Name: _____

CLOVER'S STORY

#1	scorching	G
#2	gesturing	C
#3	snickering	E
#4	aimlessly	A
#5	contested	H
#6	content	F

Write the correct letter in each box.

THE LIFETIME LEARNER

A. Moving around without a plan or not knowing where you're going.
B. Yelling or shouting loudly.
C. Using your hands or body to show or tell something without speaking.
D. Having a fight or argument with someone.
E. Laughing quietly.
F. Feeling happy and satisfied.
G. Extremely hot.
H. Arguing or disagreeing about something because you want it to go your way.

READING COMPREHENSION!

CENTER 4

Compare & Contrast

RAINBOW'S STORY

... Grover the Leprechaun told his sister. ... her head curiously. "What kind of prank?" ... "You'll have to come and see!" They snuck out and went to a ... ver led the way through the doggy door and into the living ... sed what the plan was. Grover smirked. "It's brilliant. I'll-" ... YOU SEEN MY TIE?" a human interrupted. Grover froze, and ... d the couch. A man stormed into the room, looking around. ... d. "Ugh, these humans are ruining everything!" he muttered. ... ould try another house," Rainbow said nervously. ... ver whispered back. "I've been planning this all day!" ... ked the laundry?" the woman said. The man left. Grover was ... en a voice said, "Why are you here?" The siblings turned. ... ding a colored tie! "I pranked the humans! I painted a tie ... !" They all laughed. All three had come to the same house for ... heir dad said, "Let's leave the tie and go before we're ... I came in the upstairs window." The 3 slipped out.

Grover	Dad	Both
He gets frustrated when interrupted. A.	He knows clever escape paths, like the upstairs window. B.	They love pranking humans. D.
He is newer to pranking. G.		They have a naughty sense of humor. E.

Students sort the details where they belong by comparing and contrasting.

Compare & Contrast

RAINBOW'S STORY

Read each letter and decide where it belongs. Write each letter where it belongs in the diagram.

HER BROTHER GROVER	BOTH	HER DAD
A, I, L, G	D, K, J, E	F, C, H, B

He gets frustrated when interrupted. A.	He knows clever escape paths, like the upstairs window. B.	He works by himself and doesn't need help. C.	They love pranking humans. D.
They have a naughty sense of humor. E.	He stays calm, even in risky situations. F.	He is newer to pranking. G.	He's skilled and already completed his prank. H.
He prefers talking about his plans before acting. I.	They enjoy sneaking into human houses. J.	They had a plan to prank with a tie. K.	He needs Rainbow to come for confidence. L.

Name: _____

THE LIFETIME LEARNER

READING COMPREHENSION!

CENTER 5

Sorting Game

Soft G

Hard C

Soft & Hard C/G

Students sort each card onto the correct mat.

PHONICS-BASED!

V1:

V2:

Hard G

Version 1: Words

Version 2: Sentences

CENTER 6

3 Choices Game

1. **wh → qu** **kn → wh** **qu → sh**

2. **sha → cha** **cha → shr** **sha → win**

3. **tr → br** **fr → cr** **fr → br**

Students put a hand on each correct answer.

Phoneme Substitution

EMERALD'S ACTIVITY



Tell how the letters change. Circle the correct letter to answer each question.

1. oak	A. wh → qu	B. kn → wh	C. qu → sh
2. cow	A. sha → cha	B. cha → shr	C. sha → win
3. edge	A. tr → br	B. fr → cr	C. fr → br
4. ice	A. fr → tr	B. br → st	C. cr → bl
5. sock	A. ter → sc	B. ter → p	C. sc → p
6. imp	A. ch → shr	B. wh → ch	C. shr → ph
7. see	A. tr → pr	B. pr → ch	C. sh → ch
8. cry	A. mb → sh	B. th → mb	C. cr → sh

PHONICS-BASED!

CENTER 7

Spot the Differences

a I see a snowflake on the window.

d Pick up the bracelet from the floor.



b I will skydive today.

c There is treasure at the end of the rainbow.

Blends Review

Students decide if each sentence goes with Picture 1 or Picture 2.

PHONICS-BASED!

V1:

e Can we play on the playground?

f I see a big forest.

g I hide my trumpet under the table.

h A spider hangs from the ceiling.

V2:

e playground

f forest

g trumpet

h spider

Version 1:
Sentence

Version 2:
Word

CENTER 8

Write a Sentence

COIN'S STORY

...struggled. His plan was perfect. Tonight, he would sneak into the humans' house and prank them! Once night fell, Coin slipped through the doggy door and into the kitchen. "Time to t..."

Satisfied, Coin moved to the living room and stuck green stickers everywhere. Why stop? windows, mirrors, and doors. Being so focused, he didn't notice a soft voice. "Mr. Leprechaun?" said a soft voice. Coin girl. "Why are you turning our house green?" "Because it's fun!" Coin replied, grinning. "Turning it green. Before she could react, he gasped. The gasp was echoing behind him. Under the steps, everything he planned, but it was still an unexpected step, he vanished. He was already thinking...

COIN'S STORY

Name: _____

- To sneak into the humans' house and prank them by turning things green.
- He slipped in through the doggy door.
- He went to the living room and stuck shiny green stickers on the couch cushions.
- He found it fun and exciting to surprise others and make things different.
- She was likely amazed and curious because it seemed magical to her.

Write the answers to the questions in each box in complete sentences.

Written Comprehension

COIN'S STORY

Name: _____

- What was Coin's plan for the night?
- How did Coin get into the humans' house?
- What did Coin do after turning the food in the refrigerator green?
- Why do you think Coin enjoyed playing pranks so much?
- How do you think the little girl felt about Coin turning her house green? Why?

Write the answers to the questions in each box in complete sentences.

READING COMPREHENSION!

CENTER 9

Pairs Activity

GRANDMA'S STORY

Mr. and Mrs. McChaus were celebrating St. Patrick's Day at Grandma's house one year. She hoped everything would go off without a hitch. First on her list was decorations. She swept through the aisles of the party store like a whirlwind. Next, she went to the bakery. A vanilla cake with green icing caught her eye. "This cake will be the crown jewel of my party," she smiled. By the time she got home, Grandma had finished her to-do list. All she could do was wait. The clock moved at a snail's pace as she paced. "Will they like it all? What if I didn't get enough snacks?" Doubt buzzed in her mind like a swarm of bees. A knock broke through her haze. She opened the door to see her grandchildren, Patrick and Daisy, beaming on the porch. "Grandma, these decorations are great!" Patrick said. "You've turned your house into a wonderland!" Daisy nodded. Before Grandma knew it, all of the guests arrived. Compliments flew like confetti, and everyone admired the cake. "Thanks for coming!" Grandma said. "Now, let's get this party started!"


1.  "Everything would go off without a hitch."	D.  Everything would happen smoothly and successfully.
2.  "She swept through the aisles of the party store like a whirlwind."	C.  She moved quickly and actively while shopping.
3.  "This cake is the crown jewel of my party."	A.  It's the most important and impressive part.

Students put the two sides together to match each phrase with the correct definition.

Figurative Language

GRANDMA'S STORY

Match up each phrase with the correct meaning by coloring each match a different color.

1.  "Everything would go off without a hitch."	 "The clock seemed to move at a snail's pace."	 "It's the most important and impressive part."	A.  "It was overwhelmed by a lot of anxious thoughts."
2.  "She swept through the aisles of the party store like a whirlwind."	 "Doubt buzzed in her mind like a swarm of bees."	 "She moved quickly and energetically while shopping."	C.  Everything would happen smoothly and successfully.
3.  "This cake is the crown jewel of my party."	 "Compliments flew like confetti."	 "Guests were giving a lot of compliments easily."	D.  Time felt like it was passing very slowly.

READING COMPREHENSION!

CENTER 10

GOLDIE'S LONG VOWEL SORT

GREEN

long vowel

YELLOW

short vowel

shack	globe	melt	pile
feet	huge	frog	bake
plug	shake	bite	cute
neck	crust	brick	stop
back	net	jump	skip

Long or Short Vowel?

Head over to the "no-prep printables" file if you'd like to use the print-and-go page with this activity!

PHONICS-BASED!

V1:

shack	globe	melt	pile
feet	huge	frog	bake
plug	shake	bite	cute
neck	crust	brick	stop
back	net	jump	skip

↑	↑
long vowel	short vowel

Version 1:
Pictures Given

V2:

shack	globe	melt	pile
feet	huge	frog	bake
plug	shake	bite	cute
neck	crust	brick	stop
back	net	jump	skip

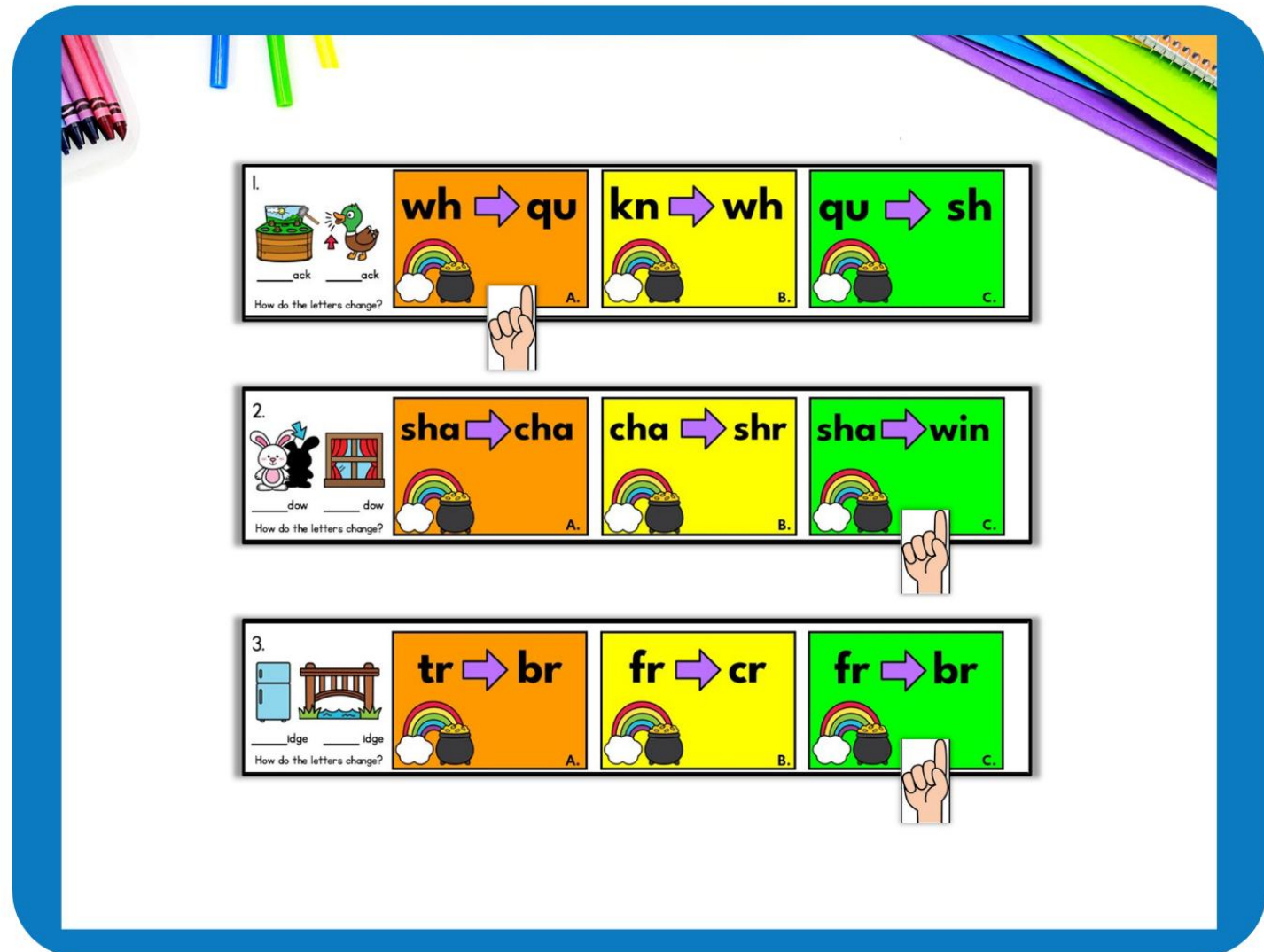
↑	↑
long vowel	short vowel

Version 2:
Picture and Word Ending Given

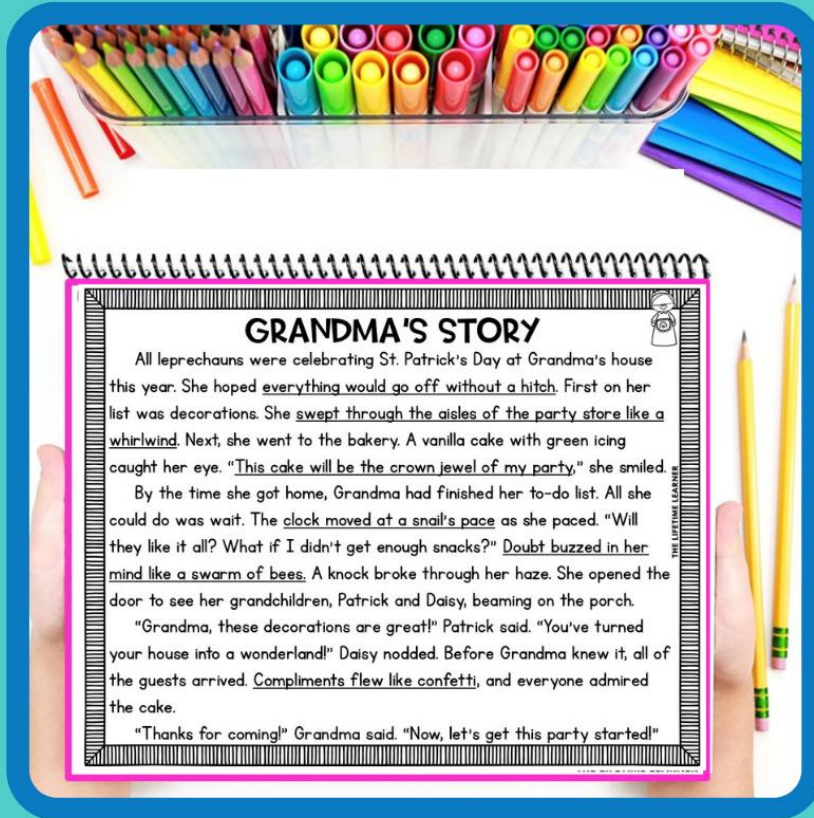
HOW TO USE THIS:

Ideas for Implementation:

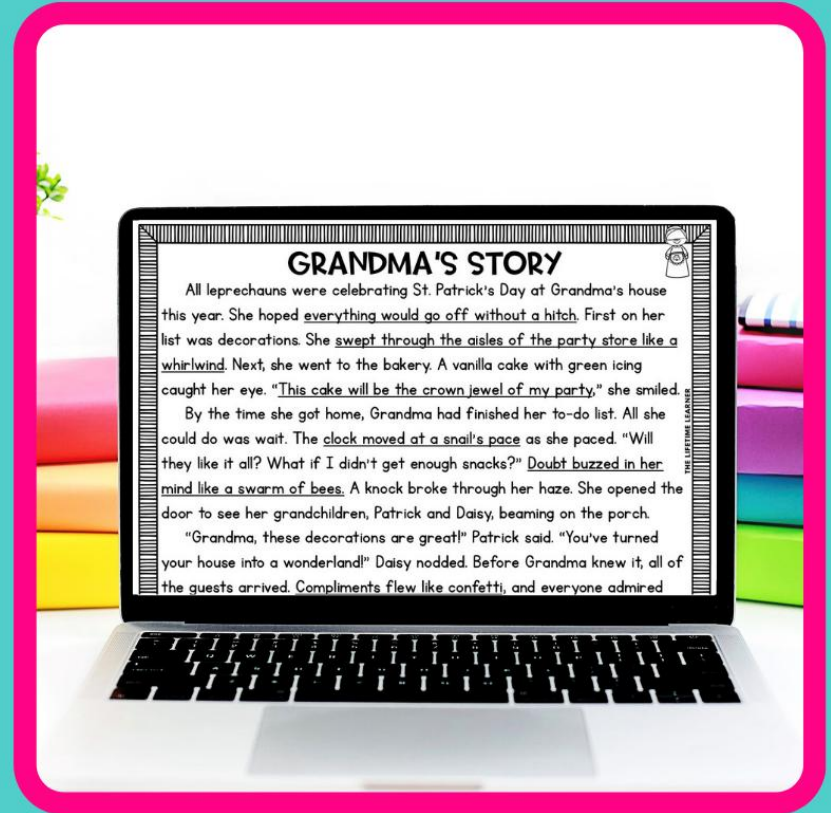
- pick and choose the centers you want to use: do what works best for your class!
- give less than 10 centers to students if you are short on time
- give students the whole day to complete all 10 centers/activities OR spread the room transformation out over a couple of days
- use the hands-on centers during your room transformation and the no-prep printables as a review during your reading block



PRINT & DIGITAL




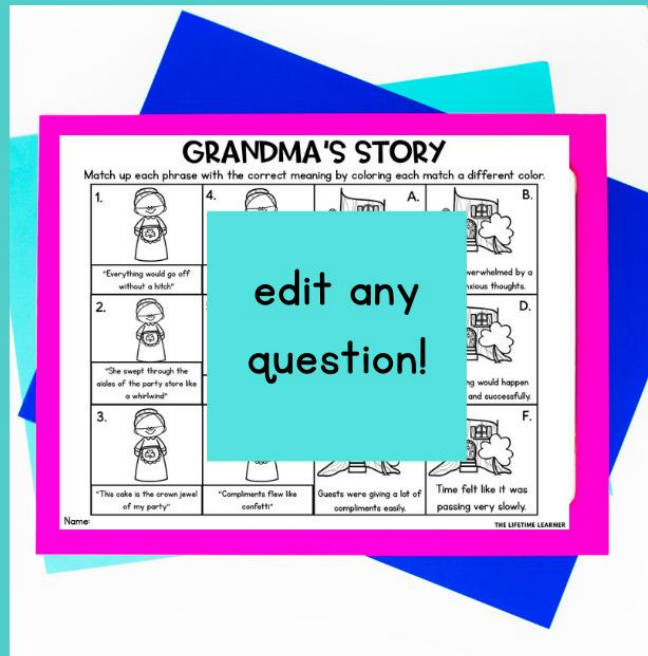
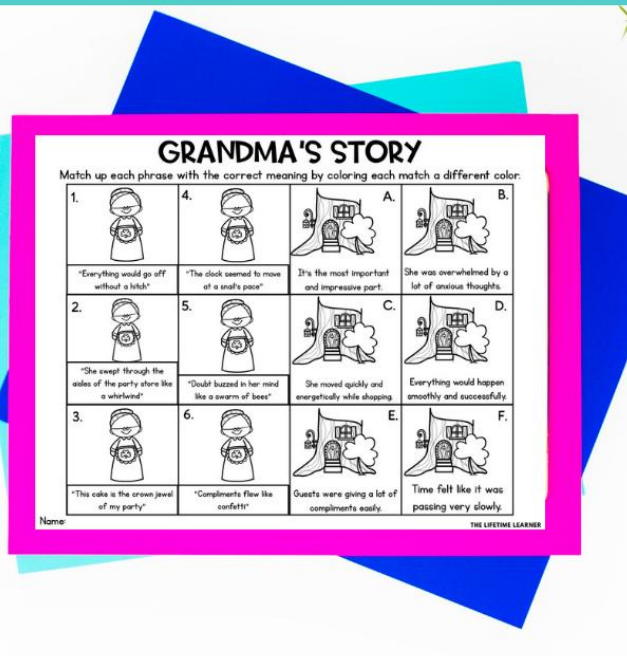
Print & Go



Google Slides

There is a digital version of the
no-prep printables!

The no prep printable questions are **100% editable!**



10 Pre-Made
Centers
(Print & Go)

10 Pre-Made
Centers:
Editable Version

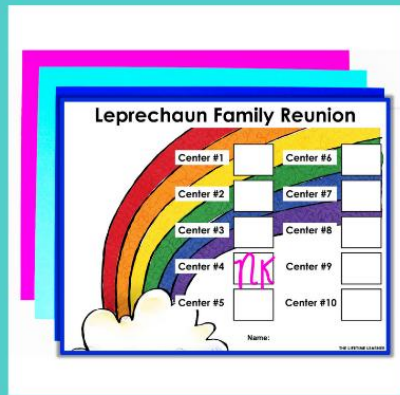
10 Blank Centers
To Add Your
Own Content

3 Versions Included


WHAT'S INCLUDED?



10 Color
& B/W Posters




Recording
Sheets



10 Hands On
Centers



10 No Prep
Printables



2 Versions of
10 Passages



Printable
Hats



Name
Tags



Coloring
Page




Folder
Insert



Decor
Posters

keep scrolling to see more!

WHAT'S INCLUDED?



Welcome
Slide



Editable
Versions



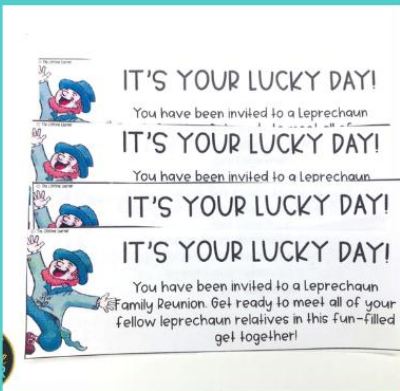
Banner




Certificate




Shopping
Guide



Admission
Tickets



Digital
Version



Answer
Keys



QR Codes



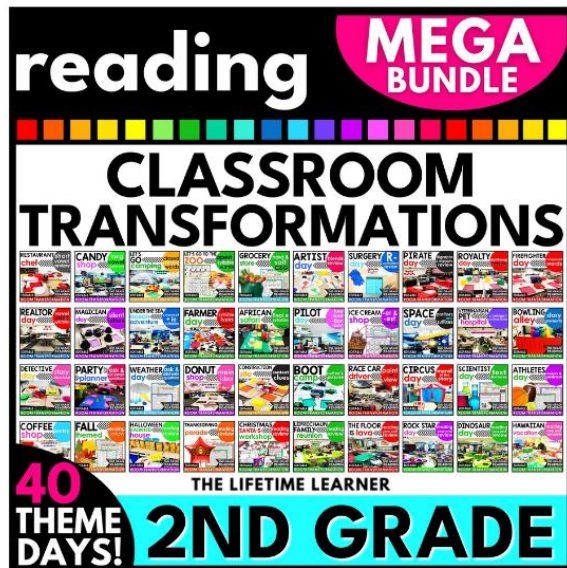
Fun Facts

jam-packed with fun, rigor, and engagement!

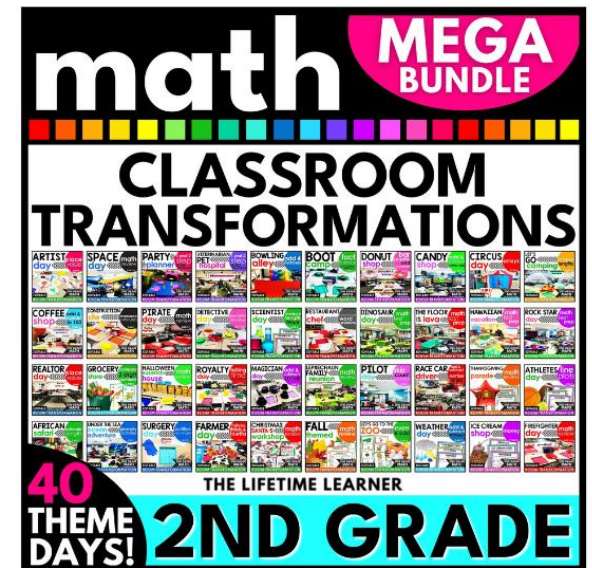
other resources this pairs well with:

Differentiate by grabbing reading for multiple grade levels!

Or, add in some math to your themed learning day!



When you purchase a Mega Bundle, you save 50% off the price of the individual resources!

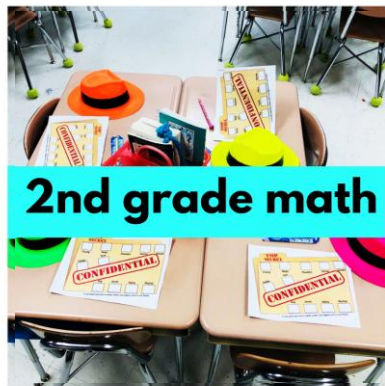


classroom transformations

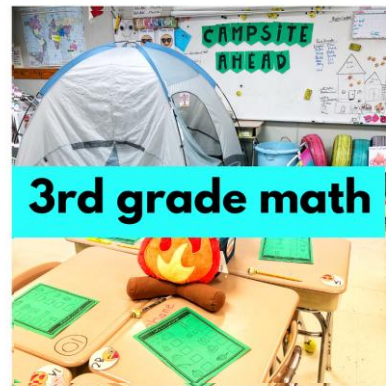
low prep, fun, and engaging!



1st grade math



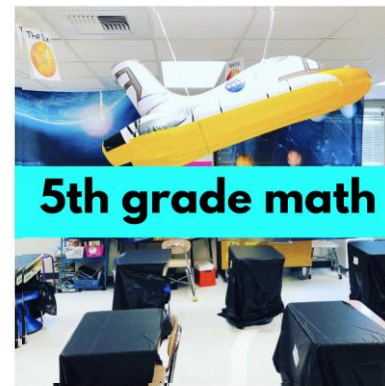
2nd grade math



3rd grade math



4th grade math



5th grade math



kindergarten math

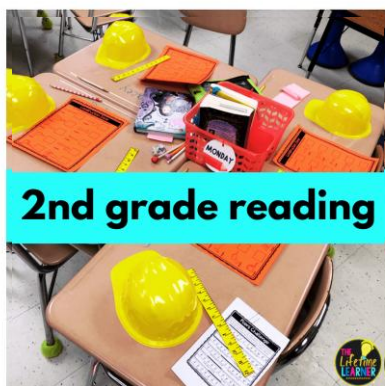
K-5 MATH & READING



kindergarten reading



1st grade reading



2nd grade reading



GR 3-5 reading
comprehension



3-5 reading
add-on packs



alphabet letters

THE LIFETIME LEARNER'S CLASSROOM TRANSFORMATIONS ARE:

1. Engaging to Students
2. Classroom Tested (and Student-Approved)
3. Print and Digital Compatible
4. Jam-Packed with Content
5. Aligned to Reading Standards
6. Easy to Implement
7. Flexible for Every Classroom
8. Versatile Ways to Reward Students
9. Rigorous Student Learning Activities

All content is included so you can simply **print**
and get ready for an **AMAZING** experience
with your students!



Please Note:

- There are 5 reading passages and 5 phonics activities provided as well as décor, a fast finisher activity, and additional extras.
- The digital version is provided in Google Slides.
- Nervous about trying your first room transformation? You'll be hooked once you try one! I promise!
- Feel free to contact me if you have questions or want to chat about room transformations. You can email me at lindsaythelifetimelearner@gmail.com