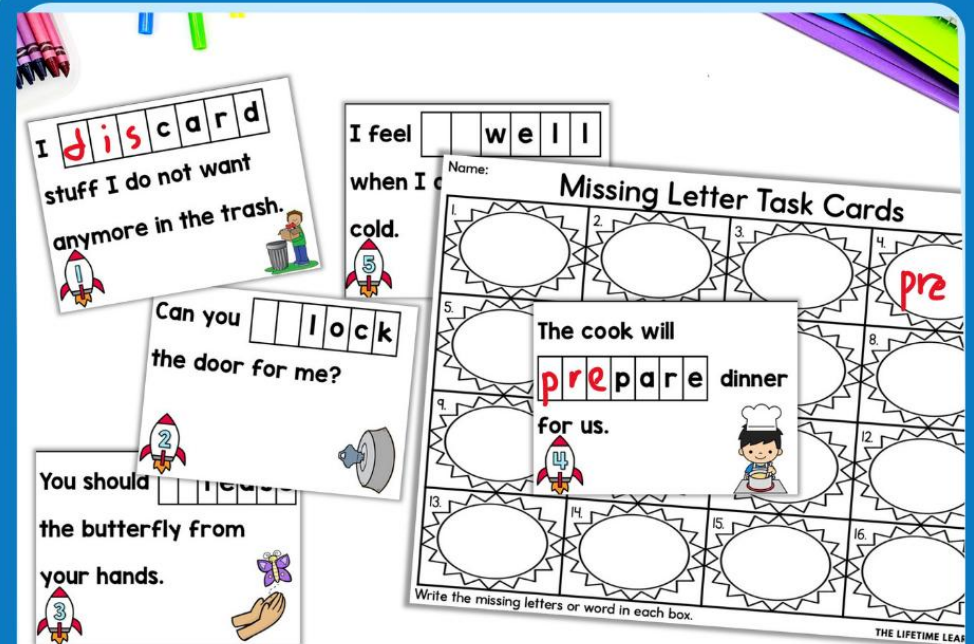


WHAT IS THIS?

It's a low-prep room transformation!



Use the 10 phonics-based stations, included decor, and more for a fun & easy room transformation!



This themed learning day has 10 stations that all practice prefixes & suffixes in a variety of ways. You can use 1, 5, or all 10--it's flexible!

Room transformations can be stress-free and low-prep.

Keep scrolling to learn how!



Let's start with the basics...

What is a classroom transformation?

A classroom transformation changes your room into a certain setting or theme to engage students in their own learning with rigorous content.



Donut Shop Day



Rock Star Day




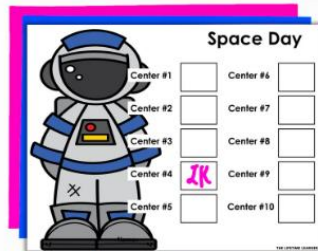
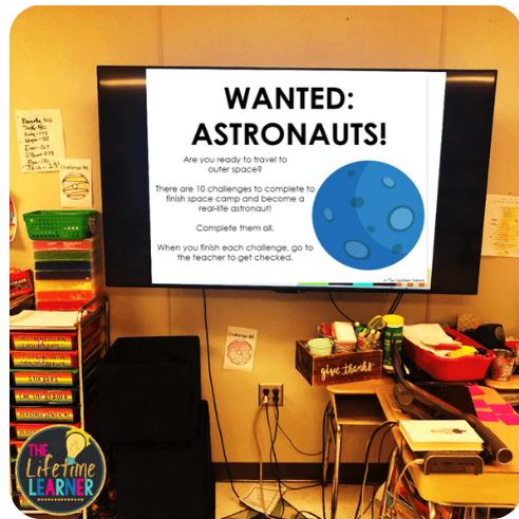
Camping Day

You don't have to spend hours of your time setting up a room transformation or spend lots of money to make it **SO MUCH FUN!**

STEP 1:

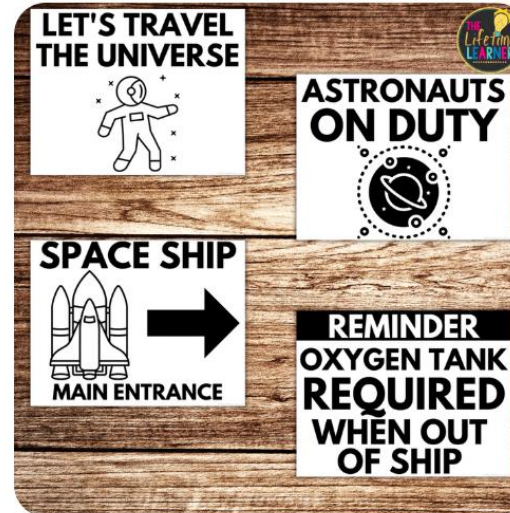
Tell your class they are in space today!

They will complete prefix and suffix activities set up around the room. You can do this for a day, a few days, or over the course of a week!



Flexibility is key.

Need to modify? No problem!
Choose how many centers students will need to complete and what time frame they have to meet YOUR needs.



Set-up is quick and easy.

Simply print the posters, 10 activities, and a recording sheet for each student. Place them around your room and you're ready to begin!



STEP 2:

Let students move around the room and complete each station. There are phonics-based centers at each station. They can be completed in any order. All stations include a variety of prefix & suffix activities with multiple versions to choose from. You can choose just a few for students to complete or use all 10. This is up to the teacher and the amount of time you'd like to fill.

Optional Recording Sheet

When a student finishes a center, you sign that spot on their recording sheet to keep track of what they've completed.

Freedom to choose.

Students can work in partners, rotations, groups, or independently. Your choice!

Space Day

Center #1	<input type="checkbox"/>	Center #6	<input type="checkbox"/>
Center #2	<input type="checkbox"/>	Center #7	<input type="checkbox"/>
Center #3	<input type="checkbox"/>	Center #8	<input type="checkbox"/>
Center #4	IK	Center #9	<input type="checkbox"/>
Center #5	<input type="checkbox"/>	Center #10	<input type="checkbox"/>

THIS OR THAT? Circle the correct word in each pair.

9. I pick up a handful of leaves.	prefix	suffix	13. He cleans until the floor is spotless!	prefix	suffix
10. Can I refill my water bottle in the sink?	prefix	suffix	14. I show the sad boy kindness to make him feel better.	prefix	suffix
11. We go flying in an airplane.	prefix	suffix	15. You need to unpack your clothes after the trip.	prefix	suffix
12. I watch a preview for the new movie.	prefix	suffix	16. He did not mean to disorganize the desk, but he did.	prefix	suffix

STEP 3:

When students finish all activities you've assigned, they win! You can give them the included certificate, coloring page, or a small prize of your choice.

A shopping guide is also included to give you suggestions of optional "extras" you could add in.

Remember:

Anything different from a "normal" day in the classroom is special to students! A reward at the end isn't required during a classroom transformation.



Certificate



Coloring Page



In Action Pic



Prize

STEP 4:

Most of the time, there are early finishers. These kiddos get to go around the room and read fun facts about the topic! No one is ever bored.

Choose from 3 versions!

1 Digital Scavenger Hunt

Let students "find" the facts on Google Slides

2 Printable Facts

Hang facts around room

3 QR Codes

Students scan to read fun facts






7 PHONICS-BASED READING ACTIVITIES:

Name: _____

SPACE PAIRS

Fill in the missing part of each word.



1. 		build	7. 		fer
--	--	-------	--	--	-----



Name: _____

SPACE PAIRS

Write the word that is missing in each box.

1. I will  the blocks after they fall down.		7. I don't know if I  the apple or the orange.	
--	--	---	--



Name: _____

Space Puzzles

 careful	1. ful 	ful 
 cheerful	2. care 	cheer 

Name: _____

Space Puzzles

 careful	1. ful 	ful 
 cheerful	2. care 	cheer 

Name: _____






ALIEN PUZZLES

#1  + ed		#7  + es	
#2  + ly		#8  + ed	
 + ed		 + ed	

Name: _____

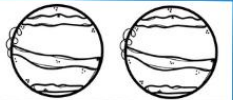
ALIEN PUZZLES

Write the complete word when the suffix is added on the right side of each table.

1.  + ed	
2.  + ly	
3.  + ing	
4.  + es	
5.  + ing	



SPOT THE DIFFERENCES



- | | |
|--|----------------------------------|
| <input type="checkbox"/> benches | <input type="checkbox"/> crawls |
| <input type="checkbox"/> disrespectful | <input type="checkbox"/> prefer |
| <input type="checkbox"/> fearful | <input type="checkbox"/> chewing |

Name: _____

SPOT THE DIFFERENCES



- | |
|---|
| <input type="checkbox"/> I see a co |
| <input type="checkbox"/> The boy is <u>dis</u> |
| <input type="checkbox"/> The woman is <u>fea</u> |
| <input type="checkbox"/> Did you see the aliens |
| <input type="checkbox"/> The girl shouts <u>lou</u> |
| <input type="checkbox"/> She scored a |
| <input type="checkbox"/> I see alien |

focuses on:

- blending sounds into words
- prefixes and suffixes
- RE UN DIS PRE
- LESS NESS FUL
- add/remove prefix or suffix
- words and sentences
- meaning of prefixes & suffixes

3 DECODABLE PASSAGES:

- **8 focus words** in each story
- **2 versions** of each story
- **reading comprehension questions** to go with each story

Name: _____

ALIEN VISIT

Directions: Find each word in the story before you begin reading. Underline it and check it off.

suffixes

<input type="checkbox"/> spotless	<input type="checkbox"/> fearful	<input type="checkbox"/> speechless	<input type="checkbox"/> peaceful
<input type="checkbox"/> beautiful	<input type="checkbox"/> happiness	<input type="checkbox"/> harmless	<input type="checkbox"/> sadness

... saw an odd light in the sky. Then, a spaceship
The door opened and aliens stepped out. The
... and could not believe their eyes.
... around and felt joyful to be on Earth. They had
... niles on their faces. The family was fearful since
... aliens before. But ...
... friendly and harmless ...
... ld them they want ...
... landscapes. The fa ...
... life on Earth with ...
... humans see their ...
... was shocked at ho

Name: _____

THE MISSING ASTRONAUT

Directions: Find each word in the story before you begin reading. Underline it and check it off.

prefixes

<input type="checkbox"/> unsafe	<input type="checkbox"/> uncertain	<input type="checkbox"/> refill	<input type="checkbox"/> prepare
<input type="checkbox"/> repair	<input type="checkbox"/> precook	<input type="checkbox"/> disapprove	<input type="checkbox"/> reply

A team had been sent to Mars to research the red planet. A lot of
the crew slept in but the team leader went out early. The crew tried
to call him on the radio with no reply. They were uncertain where he
had gone so they went into the garage. A space rover was gone.
"He drove a space rover so maybe he went to check on the
eastern solar panels? But to do it alone is unsafe," the first mate said.
"I agree," a woman engineer added. "I heard ...
worried about the solar panels in the wind. I bet ...
them, but I disapprove of him going out alone!"
The first mate and the cook decided to check ...
prepared by bringing precooked food, gasoline to ...
tanks of extra air. When they arrived, they saw ...
stopped and he got in. He unlocked his helmet and ...
recharge the rover, and it ran out of battery. I ...
me since it was a quick run. I repaired the broke ...
realized how unlucky I was. Thank you for showi ...
The two reminded him not to go out alone as

Color in a space ...
each time you ...
the story.

1 2 3

Name: _____

SPACE SCHOOL

Directions: Find each word in the story before you begin reading. Underline it and check it off.

prefixes & suffixes

<input type="checkbox"/> restock	<input type="checkbox"/> loneliness	<input type="checkbox"/> pretend	<input type="checkbox"/> wonderful
<input type="checkbox"/> hopeless	<input type="checkbox"/> bravely	<input type="checkbox"/> thoughtful	<input type="checkbox"/> uncomfortable

... space school since his family had just ...
astronauts and would be living on the ...
nd with uncertainty and wanted to return ...
made him feel hopeless and friendless.
... playful kids from all over the galaxy. He ...
ul friends. But he was feeling loneliness.
... ghtful and quiet. He was uncomfortable ...
amed Ms. Vega. She asked the students to ...
... may happen in space. Alex found he ...
... ace and bra ...
... friends. First, ...
... ce outside. Then, ...
... to rebuild a moder ...
... his new home. He ma ...
... d to restock supplies, re ...
... er helpful tasks. He realize ...
... e and felt thankful to be in s ...

Color in a star each ...
time you read the story.

DIFFERENTIATED
PASSAGES
PREFIXES & SUFFIXES

focuses on:
Prefixes
Suffixes

2 Versions of Every Passage

To Make Differentiation Easy!

Name: _____

THE MISSING ASTRONAUT

Directions: Find each word in the story before you begin reading. Underline it and check it off.

<input type="checkbox"/> unsafe	<input type="checkbox"/> uncertain	<input type="checkbox"/> refill	<input type="checkbox"/> prepare
<input type="checkbox"/> repair	<input type="checkbox"/> precook	<input type="checkbox"/> disapprove	<input type="checkbox"/> reply

A team had been sent to Mars to research the red planet. A lot of the crew slept in but the team leader went out early. The crew tried to call him on the radio with no reply. They were uncertain where he had gone so they went into the garage. A space rover was gone.

"He drove a space rover so maybe he went to check on the eastern solar panels? But to do it alone is unsafe," the first mate said.

"I agree," a woman engineer added. "I heard him say he was worried about the solar panels in the wind. I bet he went to repair them, but I disapprove of him going out alone!"

The first mate and the cook decided to check on him. The two prepared by bringing precooked food, gasoline to refill their tank, tanks of extra air. When they arrived, they saw the leader. The rover stopped and he got in. He unlocked his helmet and said, "I forgot to recharge the rover, and it ran out of battery. I didn't bring gas with me since it was a quick run. I repaired the broken panels and then realized how unlucky I was. Thank you for showing up!"

The two reminded him not to go out alone again and headed back.

Color in a spacecraft each time you read the story.

A

Name: _____

THE MISSING ASTRONAUT

Directions: Find each word in the story before you begin reading. Underline it and check it off.

<input type="checkbox"/> unsafe	<input type="checkbox"/> uncertain	<input type="checkbox"/> refill	<input type="checkbox"/> prepare
<input type="checkbox"/> repair	<input type="checkbox"/> precook	<input type="checkbox"/> disapprove	<input type="checkbox"/> reply

A team had been sent to Mars to research the red planet. It was late morning. A lot of the crew had slept in but the team leader had headed out by himself early that morning. The crew tried to talk to him on the radio but there was no reply. They were uncertain exactly where he had gone. The team went into the garage and noticed a space rover was gone. They used them to drive around on Mars.

"If he took a space rover out, he probably went far. Maybe he went to check on the solar panels out on the east side. But to do it alone is unsafe," the first mate said.

"I agree," a woman engineer added. "I heard him say he was worried about the solar panels in the wind last night. Maybe he went to repair any broken ones. I disapprove of him going out alone, too!"

"So who's going out with me to check on him?" the first mate said with a grin.

"I'll go," the cook said. "I don't get to go out in the field much at all."

The two astronauts prepared to leave. They brought precooked food, supplies, gasoline in case they needed to refill their tank, and tanks of extra air.

When they got there, they saw the team leader in his spacesuit. The two stopped and the team leader got in. He unlocked his helmet, took it off, and explained what happened. "I forgot to recharge the space rover last night and it ran out of battery. I didn't bring extra gas with me since it was a quick run. I repaired the broken panels and then realized how unlucky I was. Thank you for showing up!"

The two reminded him not to go out alone again. Then, they towed the team leader rover back to their base. Upon their return, everyone was happy to see the team leader.

Color in a spacecraft each time you read the story.

B

Name: _____

THE MISSING ASTRONAUT

Directions: Answer each question below.

- Where had the space team been sent?
A. Mars
B. Earth
C. Jupiter
D. Saturn
- Why did the team leader leave early?
A. He was hungry for breakfast.
B. He was excited to work for the day.
C. He was worried about the solar panels.
D. He was scared and wanted to hide.
- What then did the team and first mate NOT bring?
A. gasoline
B. tanks of extra air
C. a telephone
D. precooked food
- Write the words you underlined in the story in alphabetical order on the lines below.
1. _____ 5. _____
2. _____ 6. _____
3. _____ 7. _____
4. _____ 8. _____
- Put the events below in sequential order from 1-5. Write a number on each ship.
No one could find the leader, so they went to look for him.
A lot of the crew slept in, but the leader went out early.
They found the leader, who explained his bad luck.
A team was sent to research Mars.
They brought extra supplies on their journey to the solar panels.

THE LIFETIME LEARNER

Name: _____

CAN YOU SPOT IT?

Look at the picture. Find each word and color it the correct color.

red	prepare	blue	unsafe
orange	uncertain	purple	disapprove
yellow	refill	pink	precook
green	reply	gray	repair

THE LIFETIME LEARNER

Name: _____

YES OR NO?

Part 1: Color a checkmark or X to show if the word matches the picture correctly.

reply	unsafe
disapprove	prepare
repair	refill
precook	uncertain

Part 2: Read each sentence. Decide if the word has been used correctly or incorrectly. Put a check or X.

Can you precook the tree?	I repair to my friends' text.
I will precook dinner tonight.	Stop, it is unsafe to go over there!
I refill if I did good on the test.	You can uncertain the turkey.
Can you reply my cup of coffee?	Dad will disapprove if I skip school today.

THE LIFETIME LEARNER

Name: _____

CUT AND PASTE

Cut out each definition and glue it with the word it goes with.

refill	repair	disapprove	uncertain
reply	prepare	unsafe	precook

To not agree with something	To cook something before it's needed	Not sure about something	To answer someone
To fix something	To get something ready	To fill something again	Not safe or dangerous

THE LIFETIME LEARNER

Name: _____

FILL IN THE BLANK

Read each sentence. Use a word from the word bank to fill in each blank.

- She didn't _____ to his message.
- You will _____ the big meal for us.
- I have to _____ the meat first.
- I want a _____ of tea, please.
- Dad knows how to _____ the car.
- He felt _____ about the decision.
- The rocky area is _____.
- My parents _____ of my hairstyle.

WORD BANK

refill	prepare	disapprove	precook
unsafe	uncertain	repair	reply

THE LIFETIME LEARNER

Name: _____

ALL MIXED UP

Unscramble the letters to write each word correctly.

rpeerap	pryle
korpeoc	elifrl
rdoepvsia	irepra
asunfe	ecnuinart

WORD BANK

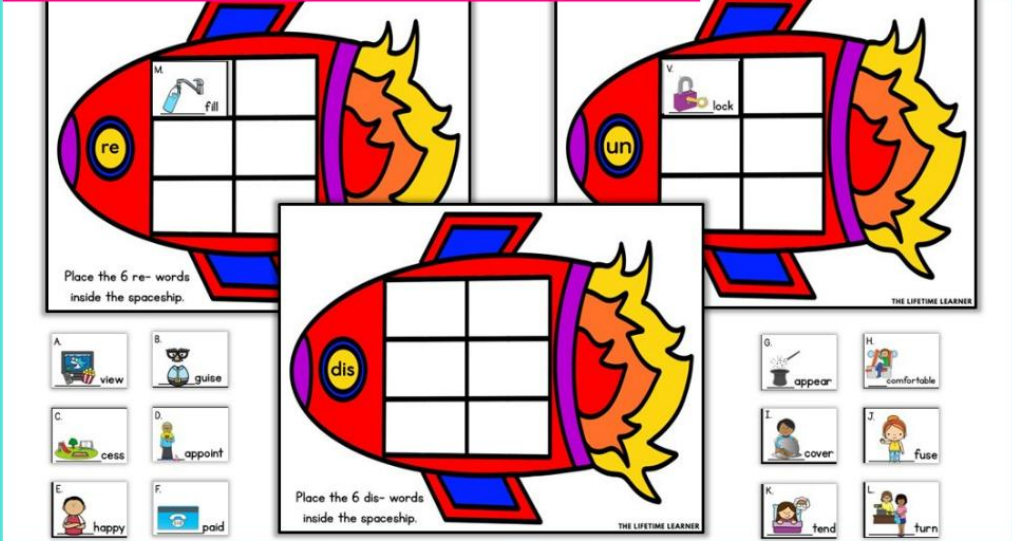
refill	prepare	disapprove	precook
unsafe	uncertain	repair	reply

THE LIFETIME LEARNER

Each passage comes with 6 worksheets to choose from to practice each skill.

7 high-interest centers & activities in 2 formats: hands-on & no prep!

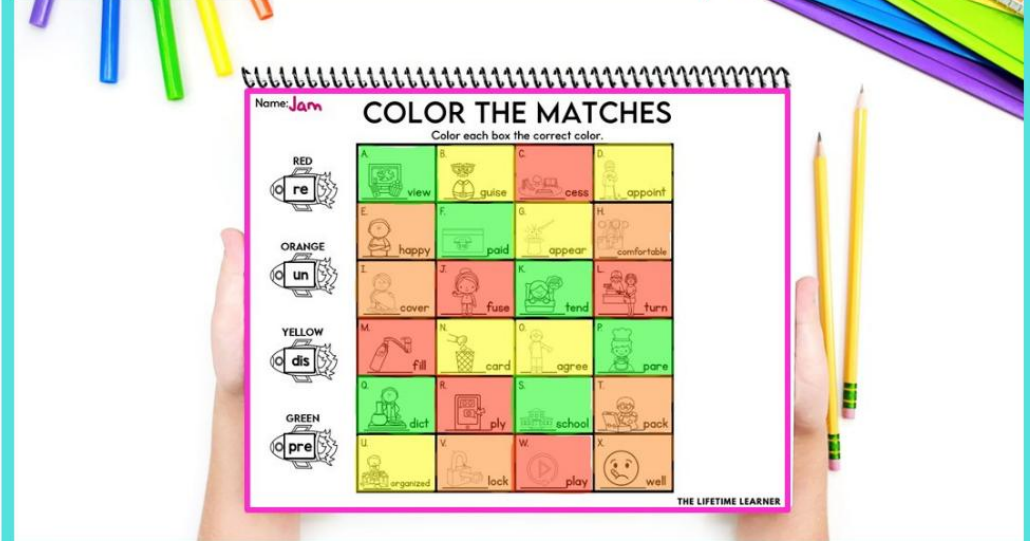
Hands-On Centers



You can use the “Hands-On Centers” where students can manipulate & move pieces around.

These are easy to laminate and can be reused for years to come.

No-Prep Printables



Or, you can use the “No-Prep Printables”
where you simply print and go!

Some teachers use BOTH together!

CENTER 1

Spot the Differences

PICTURE #1

PICTURE #2

a I see a comet fly over the benches.

b The boy is disrespectful to the alien.

c The woman is fearful of the aliens above her.

d Did you see the aliens make the rabbit in the hat disappear?

Students decide if each sentence goes with Picture 1 or Picture 2.

2 VERSIONS:

PICTURE #1

PICTURE #2

V1:

- The girl shouts loudly at the aliens.
- She scored a goal against the astronaut.
- I see aliens on top of the preschool!
- The alien shows us a harmless bug.

V2:

★ recording	★ crawls
★ eating	★ prefer
★ recharge	★ chewing
★ folded	★ fearless

Version 1:
Sentence

Version 2:
Words

CENTER 2

Sorting Game

re

un

dis

Place the 6 re- words inside the spaceship.

- A. view
- B. guise
- C. cess
- D. appoint
- E. happy
- F. paid

Place the 6 un- words inside the spaceship.

- G. appear
- H. comfortable
- I. cover
- J. fuse
- K. fend
- L. turn

Place the 6 dis- words inside the spaceship.

Students sort each card onto the correct mat.

2 VERSIONS:

V1:

V2:

Place the 6 pre- words inside the spaceship.

- A. view
- B. guise
- C. cess
- D. appoint
- E. happy
- F. paid
- G. appear
- H. comfortable
- I. cover
- J. fuse
- K. fend
- L. turn

Place the 6 pre- words inside the spaceship.

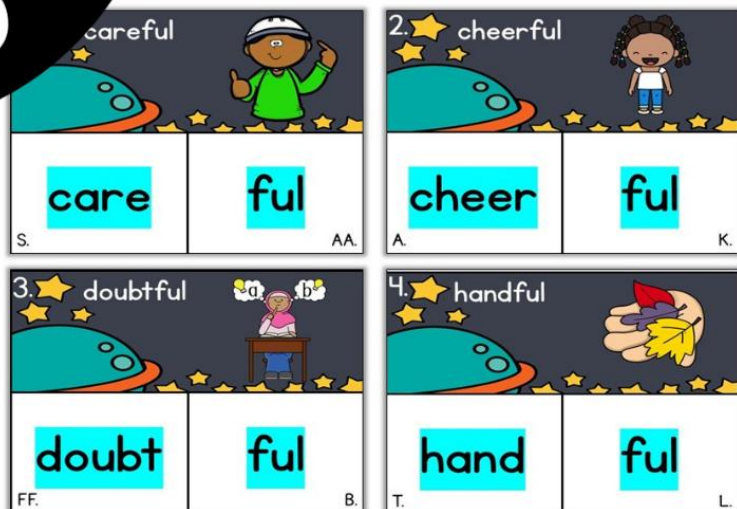
- A. I wish a... as I know what the movie is about.
- B. The detective wears a... when he is spying.
- C. The kids play outside during...
- D. I feel... when my ice cream melts.
- E. He feels... after he fash the feet.
- F. She used a card for shopping.
- G. I can make the rabbit... with my magic wand.
- H. Can you... lunch for us today?
- I. Younger kids go to... before kindergarten.
- J. The scientist will... what the experiment will do.
- K. I... to fly in my dream.
- L. The alien shows us a harmless bug.

Version 1:
Picture and Hint

Version 2:
Sentence and Hint

CENTER 5

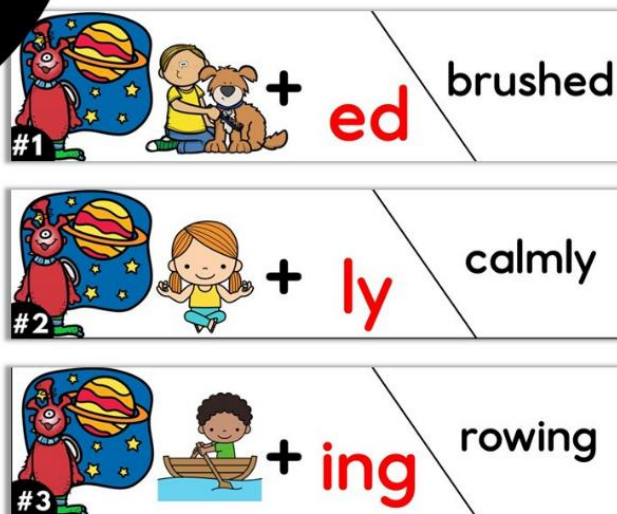
Compound Word Puzzles



Students put the puzzles back together again!

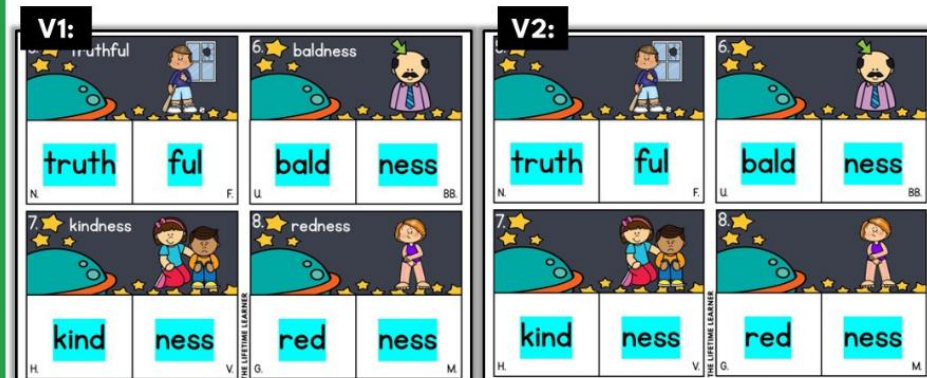
CENTER 6

Rhyming Puzzles



Students put each 2-piece puzzle together.

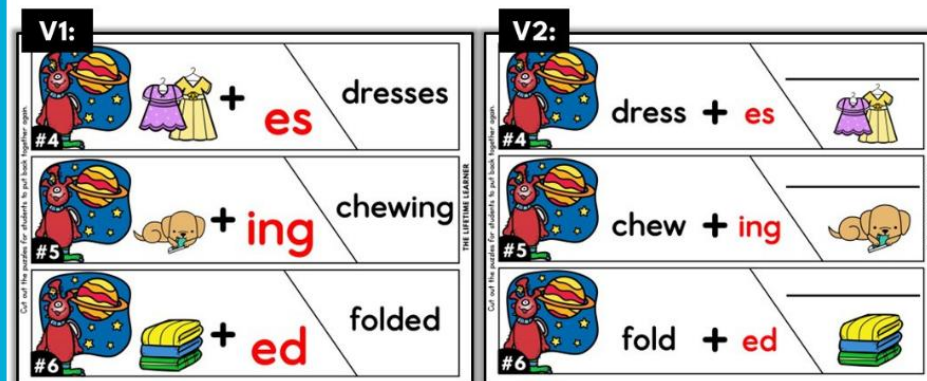
2 VERSIONS:



Version 1: Easy
Word At Top

Version 2: Hard
No Word At Top

2 VERSIONS:



Version 1: Easy
Word Given on Both Sides

Version 2: Hard
Word Given on One Side

CENTER 7

Pairs Activity

Students put the two sides together to form each word.

2 VERSIONS:

CENTERS 8-10

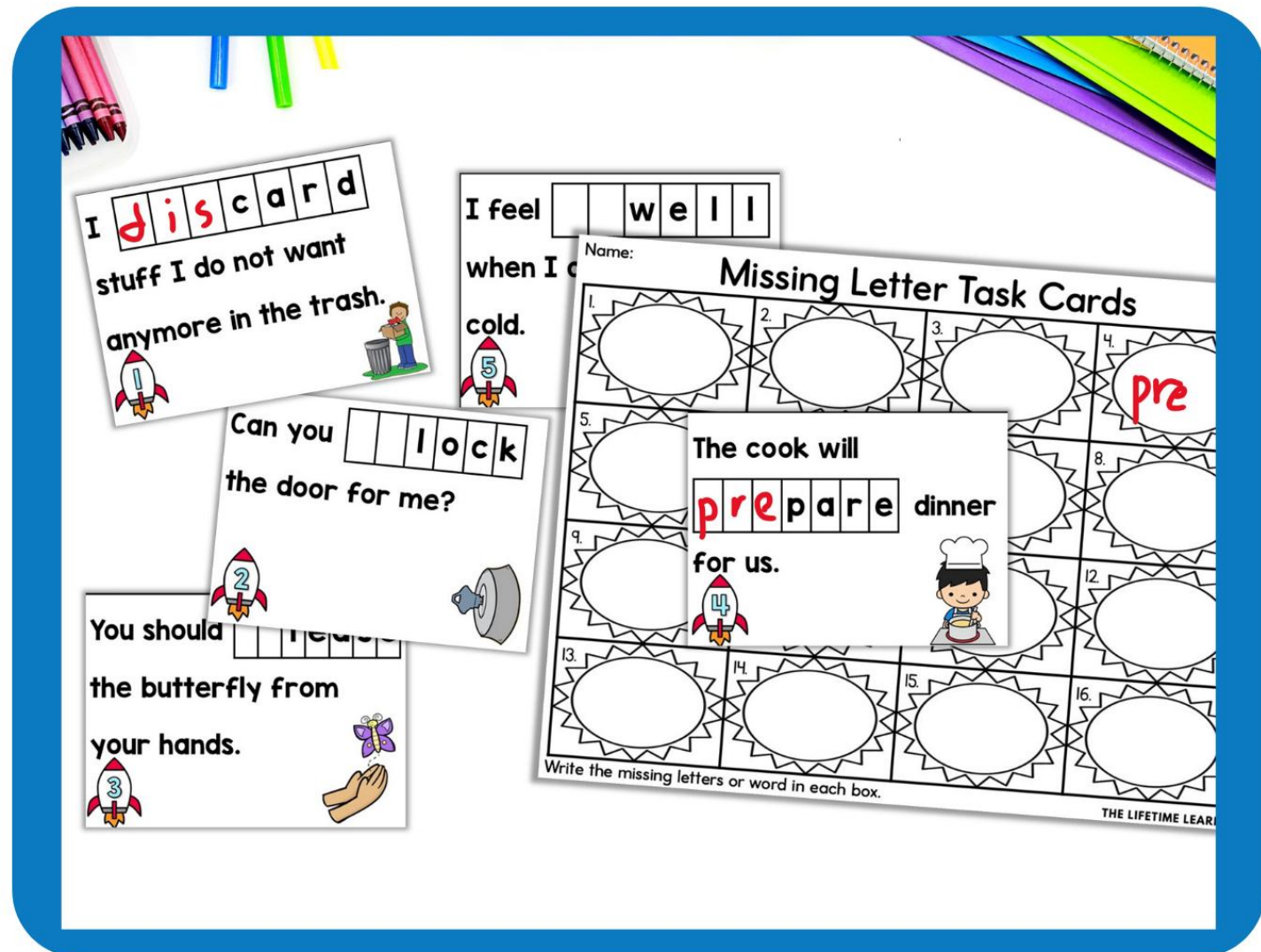
3 Phonics-Based Passages

6 Worksheets for Every Passage

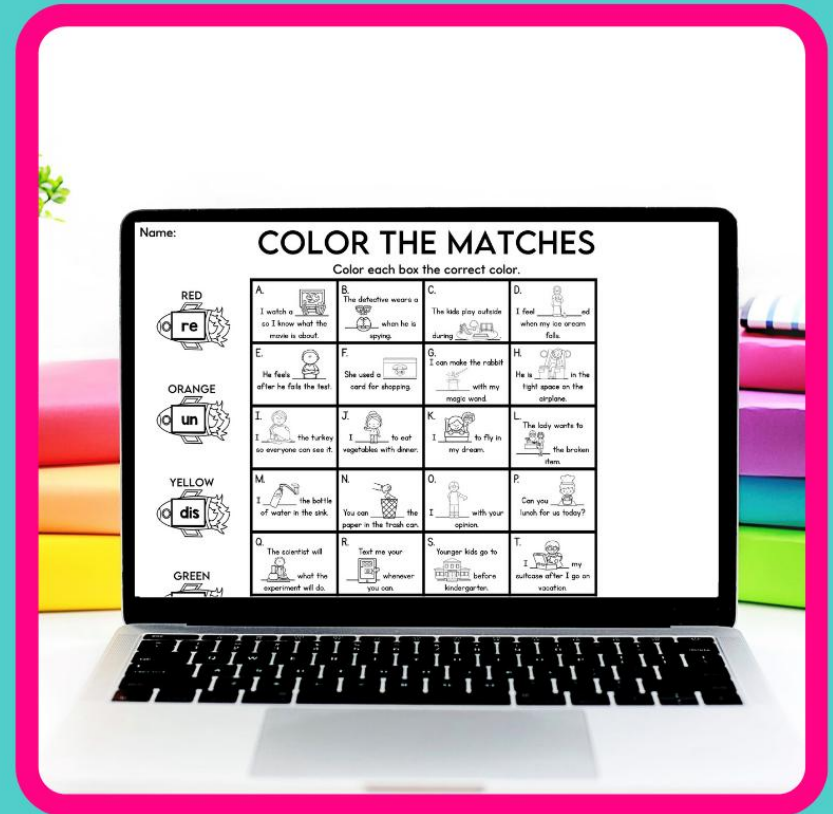
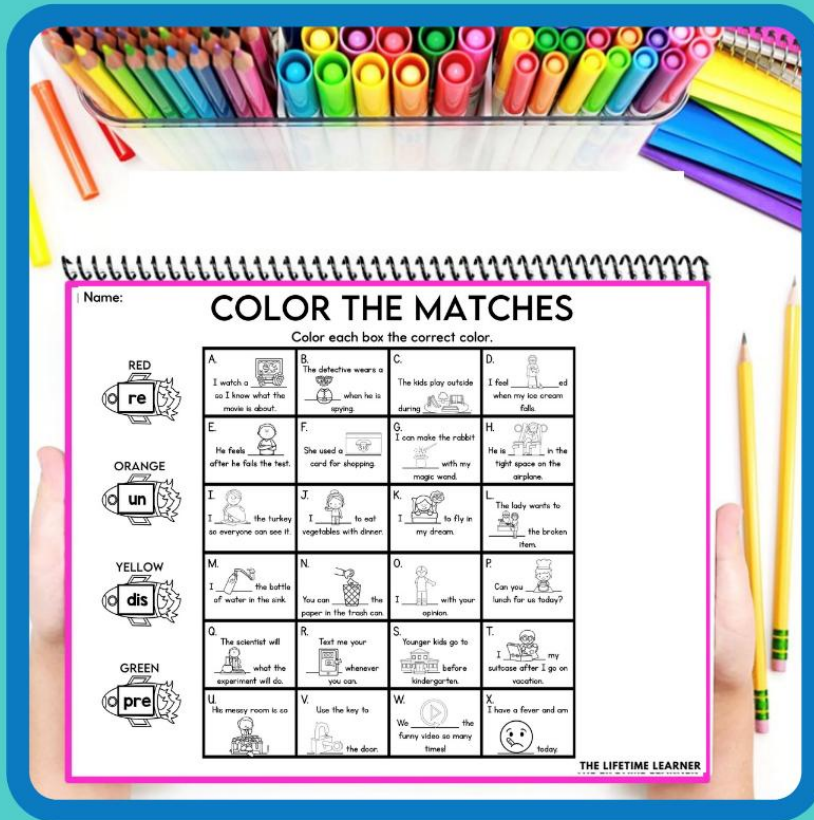
HOW TO USE THIS:

Ideas for Implementation:

- pick and choose the centers you want to use: do what works best for your class!
- give less than 10 centers to students if you are short on time
- give students the whole day to complete all 10 centers/activities OR spread the room transformation out over a couple of days
- use the hands-on centers during your room transformation and the no-prep printables as a review during your reading block



PRINT & DIGITAL



Print & Go

Google Slides

There is a digital version of the
no-prep printables!

The image displays three variations of a missing letter task card template. Each card is titled 'Missing Letter Task Cards' and includes a 'Name:' field. The first card contains 12 sentences with missing letters or words, such as 'I _____ stuff I do not want anymore in the trash.' and 'Can you _____ the door for me?'. The second card is identical but features a large blue box in the center with the text 'edit any question!'. The third card is titled 'Center #1' and features a large globe graphic on the left and a list of 12 'Type here' prompts on the right.

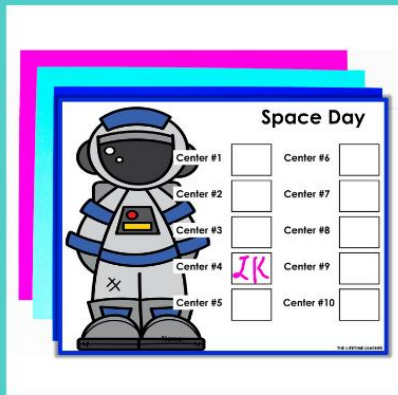
10 Blank Centers To Add Your Own Content

The image displays three variations of a missing letter task card template. The first card on the left is titled 'Missing Letter Task Cards' and includes a 'Name:' field. It contains a 3x4 grid of 12 sentences, each with a missing letter or word indicated by a box. The sentences are: 1. I [] stuff I do not want anymore in the trash. 2. Can you [] the door for me? 3. You should [] the butterfly from your hands. 4. The cook will [] dinner for us. 5. I feel [] when I am sick with a cold. 6. My little sister goes to [] every day. 7. She did a lot of [] for her school project. 8. I [] eating broccoli for dinner. 9. The magician makes the rabbit []. 10. [] germs from spreading. 11. The icy road is [] to drive on. 12. I send a [] to the text. 13. She will [] her backpack after school. 14. I [] paper in the yellow bin. 15. Which fruit do you []? 16. He [] the teacher by not listening to her. Below the grid is a box labeled 'Write the missing letters or word in each box.' and the text 'THE LIFETIME LEARNER'. The second card in the middle is identical to the first but features a large blue rectangular box in the center with the text 'edit any question!'. The third card on the right is titled 'Center #1' and features a large globe graphic on the left. To the right of the globe is a list of 12 'Type here' prompts, each corresponding to one of the sentences on the first card. Below the globe is a box labeled 'Write the missing letters or word in each box.' and the text 'THE LIFETIME LEARNER'.

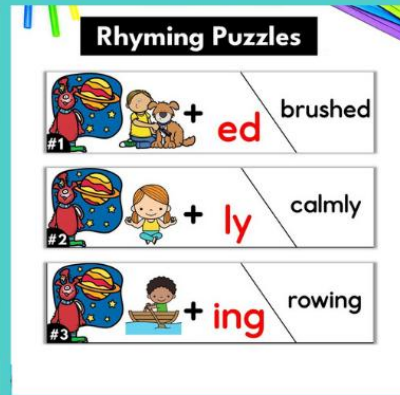
WHAT'S INCLUDED?



10 Color
& B/W Posters




Recording
Sheets



7 Hands On
Centers



7 No Prep
Printables



3 Decodable
Passages




Printable
Hats



Name
Tags



Coloring
Page



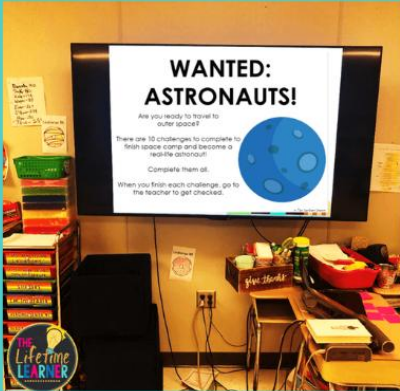
Folder
Insert



Decor
Posters

keep scrolling to see more!

WHAT'S INCLUDED?



Welcome Slide



Editable Versions



Banner



Certificate



Shopping Guide




Admission Tickets



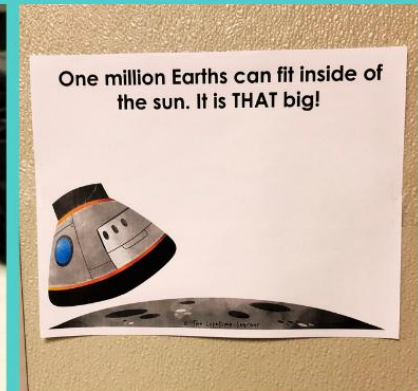
Digital Version



Answer Keys



QR Codes



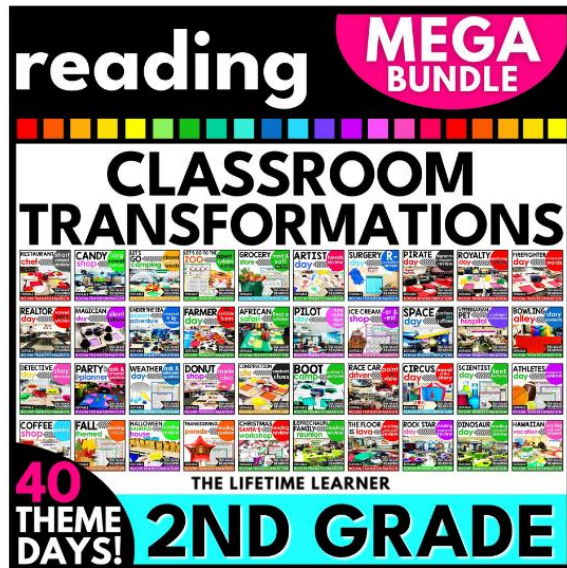
Fun Facts

jam-packed with fun, rigor, and engagement!

other resources this pairs well with:

Differentiate by grabbing
reading for multiple grade levels!

Or, add in some math to your
themed learning day!



When you purchase
a Mega Bundle,
you save 50% off
the price of the
individual resources!

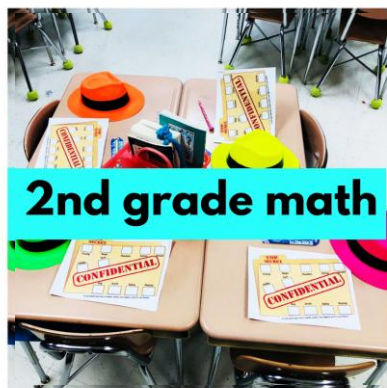


classroom transformations

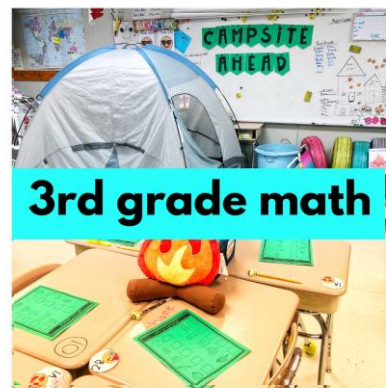
low prep, fun, and engaging!



1st grade math



2nd grade math



3rd grade math



4th grade math



5th grade math



kindergarten math

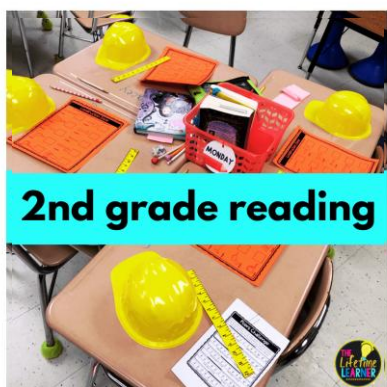
K-5 MATH & READING



kindergarten reading



1st grade reading



2nd grade reading



GR 3-5 reading
comprehension



3-5 reading
add-on packs



alphabet letters

THE LIFETIME LEARNER'S CLASSROOM TRANSFORMATIONS ARE:

1. Engaging to Students
2. Classroom Tested (and Student-Approved)
3. Print and Digital Compatible
4. Jam-Packed with Content
5. Aligned to Reading Standards
6. Easy to Implement
7. Flexible for Every Classroom
8. Versatile Ways to Reward Students
9. Rigorous Student Learning Activities

All content is included so you can simply **print**
and get ready for an **AMAZING** experience
with your students!



Please Note:

- There are 10 reading stations provided as well as décor, a fast finisher activity, and additional extras.
- The digital version is provided in Google Slides.
- Nervous about trying your first room transformation? You'll be hooked once you try one! I promise!
- Feel free to contact me if you have questions or want to chat about room transformations. You can email me at lindsaythelifetimelearner@gmail.com