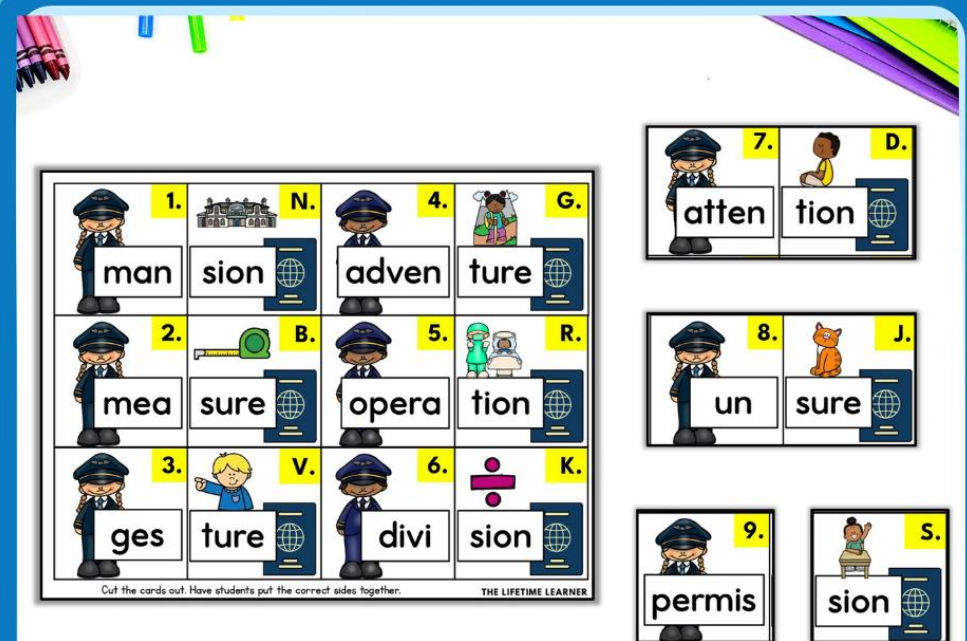


WHAT IS THIS?

It's a low-prep room transformation!



Use the 10 phonics-based stations, included decor, and more for a fun & easy room transformation!



This themed learning day has 10 stations that all practice -ture, -sure, -tion, and -sion in a variety of ways. You can use 1, 5, or all 10--it's flexible!

Room transformations can be stress-free and low-prep.

Keep scrolling to learn how! ↓

Let's start with the basics...

What is a classroom transformation?

A classroom transformation changes your room into a certain setting or theme to engage students in their own learning with rigorous content.



Donut Shop Day



Rock Star Day



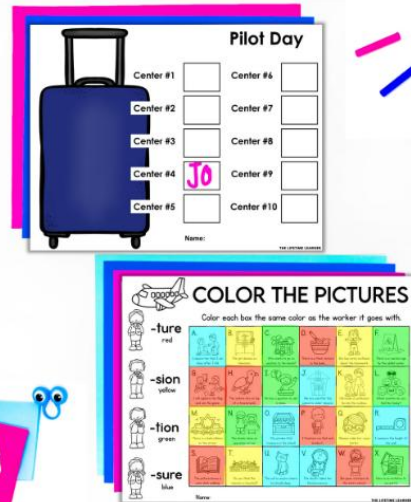
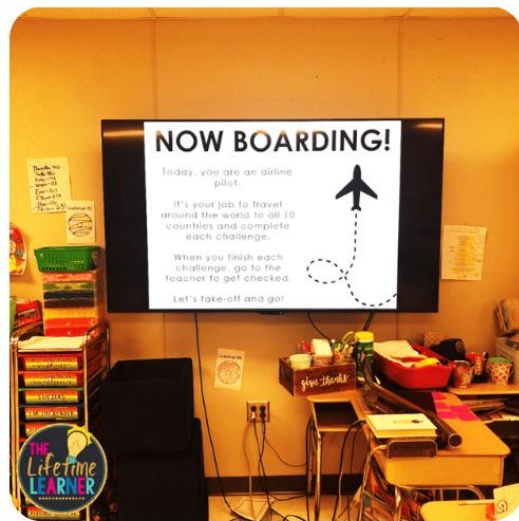
Camping Day

You don't have to spend hours of your time setting up a room transformation or spend lots of money to make it **SO MUCH FUN!**

STEP 1:

Tell your class they are
pilots today!

They will complete final stable syllable activities (-ture, -sure, -sion, & -tion) set up around the room. You can do this for a day, a few days, or over the course of a week!



Flexibility is key.

Need to modify? No problem!
Choose how many centers students will
need to complete and what time frame
they have to meet YOUR needs.



Set-up is quick and easy.

Simply print the posters, 10 activities, and a
recording sheet for each student. Place them
around your room and you're ready to begin!



STEP 2:

Let students move around the room and complete each station. There are phonics-based centers at each station. They can be completed in any order. All stations include a variety of final stable syllable activities with multiple versions to choose from. You can choose just a few for students to complete or use all 10. This is up to the teacher and the amount of time you'd like to fill.

Optional Recording Sheet

When a student finishes a center, you sign that spot on their recording sheet to keep track of what they've completed.

Freedom to choose.

Students can work in partners, rotations, groups, or independently. Your choice!



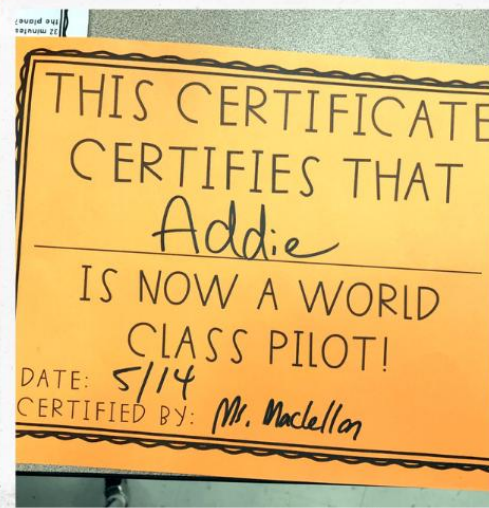
STEP 3:

When students finish all activities you've assigned, they win! You can give them the included certificate, coloring page, or a small prize of your choice.


A shopping guide is also included to give you suggestions of optional "extras" you could add in.

Remember:

Anything different from a "normal" day in the classroom is special to students! A reward at the end isn't required during a classroom transformation.



Certificate



Coloring Page



In Action Pic



Prize

STEP 4:

Most of the time, there are early finishers. These kiddos get to go around the room and read fun facts about the topic! No one is ever bored.

Choose from 3 versions!

1 Digital Scavenger Hunt


Let students "find" the facts on Google Slides

2 Printable Facts

Hang facts around room

3 QR Codes

Students scan to read fun facts



6 PHONICS-BASED READING ACTIVITIES:

I SPY:  



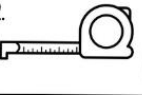















vision	discussion	caution	picture

I SPY:  

 vision	 discussion	 caution	 picture



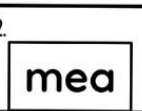
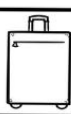







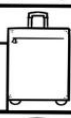












Name: _____

Pilot Pairs

1.  	2.  	D.  I pay attention to the teacher when she talks.	B.  I take out my tape measure to see how tall I am.
3.  	4.  	G.  I go on an adventure up the tall mountain.	S.  I raise my hand to ask permission to go to the bathroom.
5.  	6.  	O.  _____	K.  _____

Name: _____

Pilot Pairs

1.  	2.  	D.  	B.  
3.  	4.  	G.  	S.  
5.  	6.  	O.  	K.  

COLOR BY CODE

Color each word according to the key.

-tion	unsure	measure	solution
-------	--------	---------	----------

COLOR BY CODE

Color each word according to the key.

-tion			
-------	---	---	---

Name: _____

Missing Letters

1. I put flour and water in my baking [] [] [] [] [] [] [] []	2. The zebra lives in a large [] [] [] [] [] [] [] []	3. The [] [] [] [] [] [] [] [] is so loud that it hurts my ears.	4. She tells me which I should go. [] [] [] [] [] [] [] []
5. She has to pay	6. He enjoys his	7. I ask the teacher for	8. The nut has a bumpy

Name: _____

Missing Letters

1. I put flour and water in my baking m i x [] [] [] [] [] [] [] []
5. She has to pay t u i [] [] [] [] [] [] [] []
9. I plan to read that book in the f u [] [] [] [] [] [] [] []

focuses on:

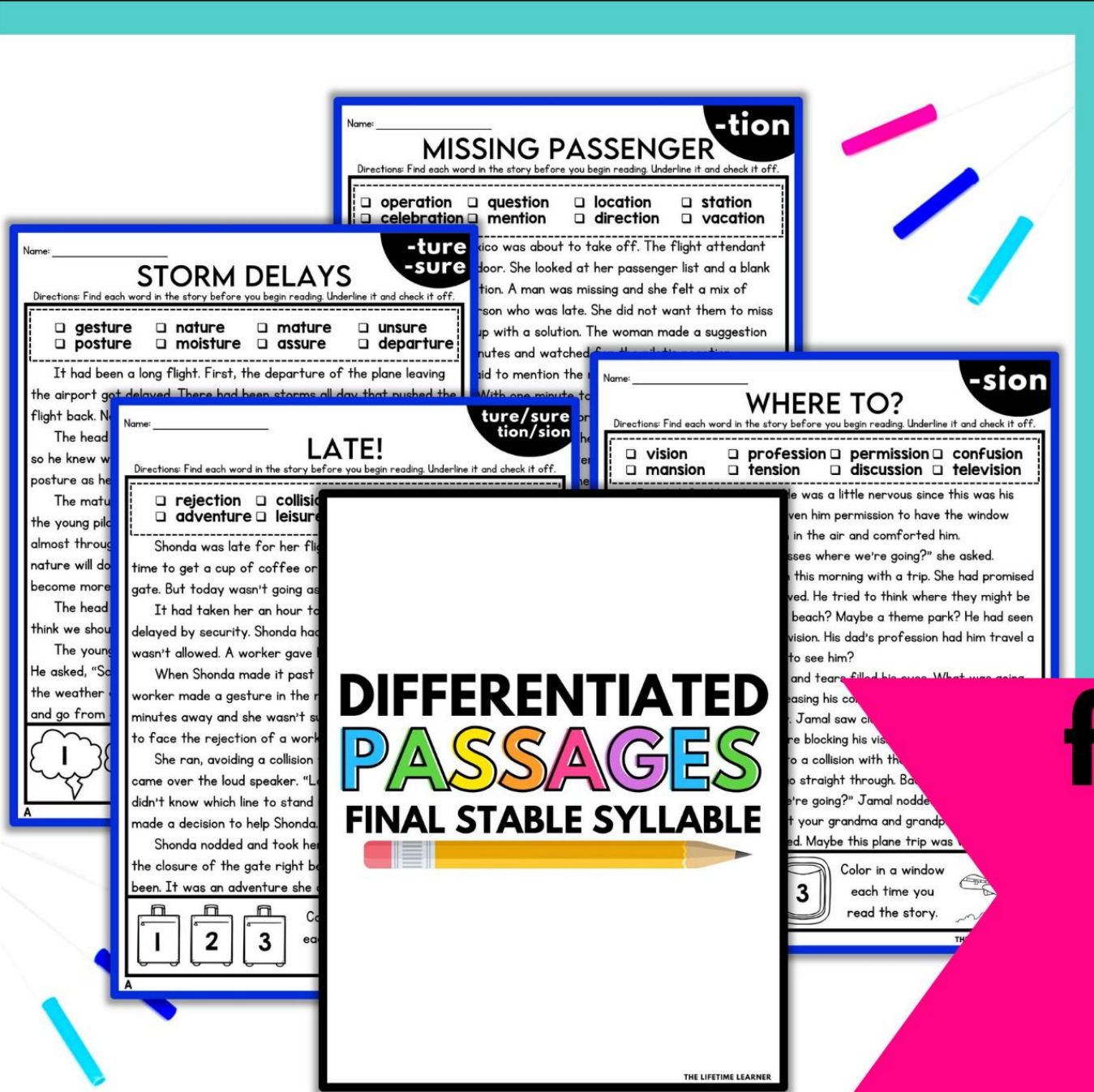
- blending sounds into words
- final stable syllables
- -ture, -sure, -sion, -tion
- missing letters
- words and meaning
- phoneme substitution
- ending sort

4 DECODABLE PASSAGES:

- 8 focus words in each story
- 2 versions of each story
- reading comprehension questions to go with each story

focuses on:

**-ture
-sure
-tion
-sion**



2 Versions of Every Passage

To Make Differentiation Easy!

Name: _____

STORM DELAYS

Directions: Find each word in the story before you begin reading. Underline it and check it off.

<input type="checkbox"/> gesture	<input type="checkbox"/> nature	<input type="checkbox"/> mature	<input type="checkbox"/> unsure
<input type="checkbox"/> posture	<input type="checkbox"/> moisture	<input type="checkbox"/> assure	<input type="checkbox"/> departure

It had been a long flight. First, the departure of the plane leaving the airport got delayed. There had been storms all day that pushed the flight back. Now, the storms were back and causing a bumpy ride.

The head pilot had been flying a long time. He was wise and mature so he knew what to do. His co-pilot, a young man, had a slouched posture as he looked at the gears in front of him.

The mature pilot pointed to the radar on the screen. He assured the young pilot the storms would pass. The radar showed they were almost through it. "You can never predict the future or what mother nature will do," he said. "The storm just adds to our adventure. You become more confident flying in storm as the years go by."

Name: _____

STORM DELAYS

Directions: Find each word in the story before you begin reading. Underline it and check it off.

<input type="checkbox"/> gesture	<input type="checkbox"/> nature	<input type="checkbox"/> mature	<input type="checkbox"/> unsure
<input type="checkbox"/> posture	<input type="checkbox"/> moisture	<input type="checkbox"/> assure	<input type="checkbox"/> departure

It had been a long flight so far. First, the departure of the plane leaving the airport had been delayed. There had been storms all day and the flight kept getting pushed back. Now, they were in the air but the storms were back. It had been a very bumpy ride.

The head pilot had been flying for many years. He was wise and mature so he knew what to do. His co-pilot, a young man, had a slouched posture and was hunched over as he looked at the gears in front of him. The older pilot could tell the younger pilot was putting a lot of pressure on himself.

The mature pilot smiled to himself and pointed to the radar on the screen in front of them. He assured the young pilot that the storms would pass soon. The radar showed that they were almost through the worst of it.

"You can never predict the future or what mother nature will do," the older pilot said. "The storm just adds a bit of excitement to our adventure. You'll become more confident flying in storm as the years go by."

The head pilot gestured again to the radar. "What direction do you think we should head so we can calm down the bumps a bit?"

The younger pilot looked unsure for a moment, but then his posture straightened. He sat straight up and said, "South?" with a grin on his face.

The head pilot nodded. "You've got it. We'll be out of this storm within minutes."

The younger pilot changed the direction of the plane and weather changed quickly. They could both see the moisture on the window clear and go from a hard downpour to small rain drops. Success!

1 2 3 Color in a cloud each time you read the story.

Name: _____

STORM DELAYS

Answer each question below.

- Why was the plane delayed at the airport?
 - There were no storms.
 - The pilot was wise and mature.
 - There had been storms all day.
 - The young pilot was confident.
- Which direction should the pilots go?
 - North.
 - South.
 - East.
 - West.
- What word does not rhyme with mature?
 - assure
 - unsure
 - ensure
 - dear
- Write the words you underlined in the story in alphabetical order on the lines below.
 - _____
 - _____
 - _____
 - _____
- Put the events below in sequential order from 1-5. Write a number on each cloud.
 - The head pilot pointed to the radar on screen.
 - They changed directions and the weather calmed.
 - The head pilot assured the young pilot the storms would pass.
 - The younger pilot guessed that they should go south.
 - The flight got delayed because of the storms all day.

Name: _____

CAN YOU SPOT IT?

Look at the picture. Find each word and color it the correct color.

red	nature	blue	unsure
orange	mature	purple	posture
yellow	gesture	pink	moisture
green	departure	gray	assure

1 2 3 4 5 6 7 8 9 10 11 12 13 14 15 16 17 18 19 20 21 22 23 24 25 26 27 28 29 30 31 32 33 34 35 36 37 38 39 40 41 42 43 44 45 46 47 48 49 50 51 52 53 54 55 56 57 58 59 60 61 62 63 64 65 66 67 68 69 70 71 72 73 74 75 76 77 78 79 80 81 82 83 84 85 86 87 88 89 90 91 92 93 94 95 96 97 98 99 100

Name: _____

YES OR NO?

PART 1 Color a checkmark or X to show if the word matches the picture correctly.

departure	nature
posture	moisture
assure	unsure
mature	gesture

PART 2 Read each sentence. Decide if the word has been used correctly or incorrectly. Put a check or X.

<input type="checkbox"/> My grandfather is very smart and mature.	<input type="checkbox"/> He makes a gesture with his finger.
<input type="checkbox"/> Her gesture time is at seven in the morning.	<input type="checkbox"/> I love to spend time outside in nature.
<input type="checkbox"/> I see wet moisture on the leaf.	<input type="checkbox"/> She is moisture of where he should go.

Name: _____

CUT AND PASTE

Cut out each definition and glue it with the word it goes with.

mature	unsure	posture	gesture
assure	departure	moisture	nature

1 2 3 4 5 6 7 8 9 10 11 12 13 14 15 16 17 18 19 20 21 22 23 24 25 26 27 28 29 30 31 32 33 34 35 36 37 38 39 40 41 42 43 44 45 46 47 48 49 50 51 52 53 54 55 56 57 58 59 60 61 62 63 64 65 66 67 68 69 70 71 72 73 74 75 76 77 78 79 80 81 82 83 84 85 86 87 88 89 90 91 92 93 94 95 96 97 98 99 100

Name: _____

FILL IN THE BLANK

Read each sentence. Use a word from the word bank to fill in each blank.

- I _____ you that it is safe.
- The soil has plenty of _____.
- She felt _____ about it.
- He made a _____ at me.
- The _____ was delayed by rain.
- She acted _____ for her age.
- Animals live outside in _____.
- His _____ was straight and tall.

WORD BANK

nature	unsure	mature	departure
gesture	assure	posture	moisture

Name: _____

ALL MIXED UP

Unscramble the letters to write each word correctly.

armetu	esruun
ioumrts	eeugrst
serasu	uetrna
sproetu	edeurratp

WORD BANK

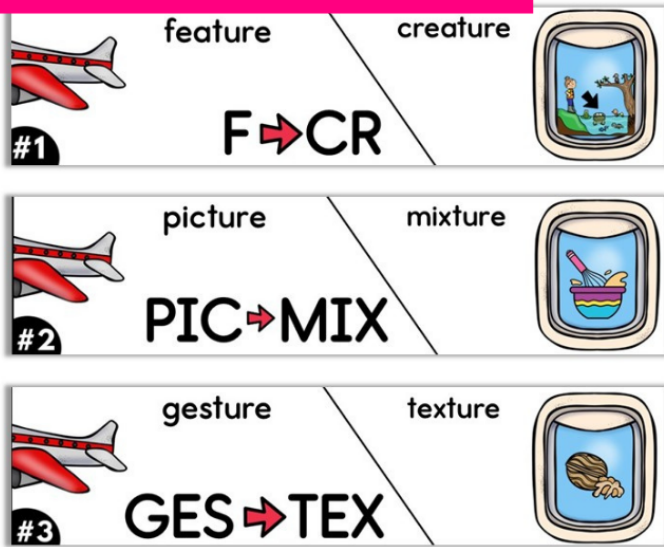
nature	unsure	mature	departure
gesture	assure	posture	moisture

Each passage comes with 6 worksheets to choose from to practice each skill.

2 VERSIONS:

6 high-interest centers & activities
in 2 formats: hands-on & no prep!

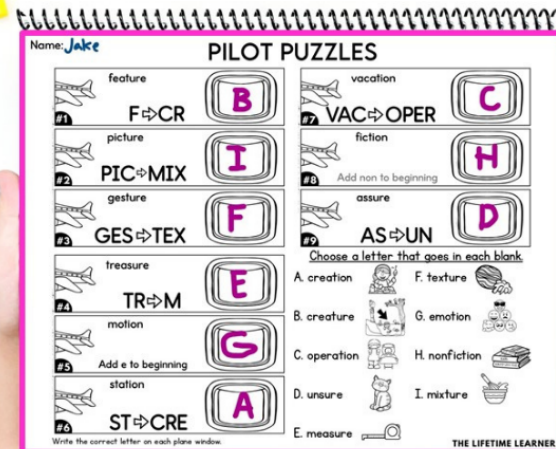
Hands-On Centers



You can use the “Hands-On Centers” where students can manipulate & move pieces around.

These are easy to laminate and can be reused for years to come.

No-Prep Printables




Or, you can use the “No-Prep Printables” where you simply print and go!

Some teachers use BOTH together!

CENTER 1

Color by Code

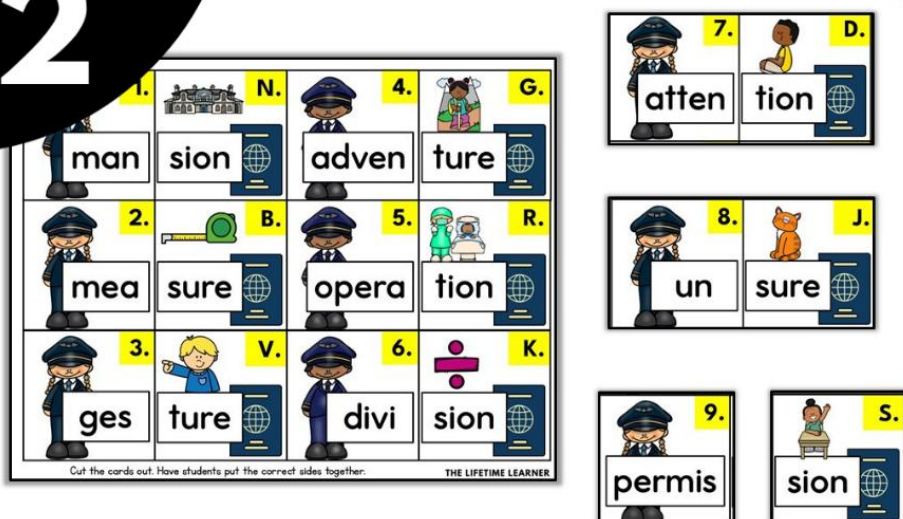


Students color in the picture using their phonic skills.



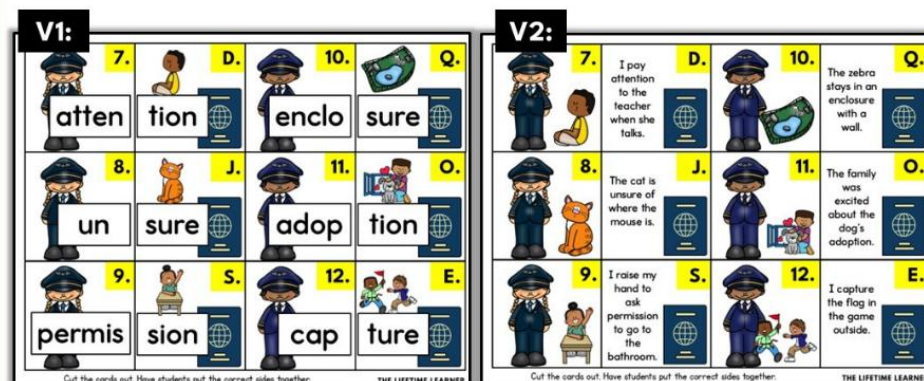
CENTER 2

Pairs Activity



Students put the two sides together to form each word.

2 VERSIONS:



Version 1:
Words

Version 2:
Sentences

It go with this pilot in the box.



-tion

V2:



-sion

H.  vulture

Put the words that go with this pilot in the box.

Put the words that go with this pilot in the box.



Version 1: Words



Version 2: Sentences

#3

F → CR



PIC → MIX



GES → TEX



Students put each 2-piece puzzle together.

V2:



measure

TR → M



emotion

Add e to beginning



creation

ST → CRE



Version 1:
Word Given on Both Sides

Version 2: Word Given on One Side

CENTER 5

Missing Letters

She has to pay to college.

Name: _____

Add the Letters

1. 2. 3. 4. 5. 6. 7. 8. 9. 10. 11. 12. 13. 14. 15. 16. 17. 18. 19. 20.

She tells me which I should go.

The zebra lives in a large at the zoo.

The is so loud that it hurts my ears.

Write the missing letters in each box.

Students fill in the missing letters on each task card.

2 VERSIONS:

V1:

She has to pay to go to college.

He enjoys his up in the hammock.

I ask the teacher for to leave class.

The nut has a bumpy when I touch it.

V2:

She has to pay to go to college.

He enjoys his up in the hammock.

I ask the teacher for to leave class.

The nut has a bumpy when I touch it.

Version 1:
Missing Endings

Version 2:
Full Words

CENTER 6

I Spy

I SPY:

| | | | |
|------------|------------|-----------|-----------|
| vision | discussion | caution | picture |
| profession | assure | gesture | departure |
| pressure | decision | rejection | fraction |
| vacation | confusion | mixture | treasure |

What do you see in the picture? Put a check or an X on each one.

Students look at the picture and decide if each word is shown. They put a check or X in each spot.

2 VERSIONS:

V1:

I SPY:

| | | | |
|------------|------------|-----------|-----------|
| vision | discussion | caution | picture |
| profession | assure | gesture | departure |
| pressure | decision | rejection | fraction |
| vacation | confusion | mixture | treasure |

What do you see in the picture? Put a check or an X on each one.

V2:

I SPY:

| | | | |
|------------|------------|-----------|-----------|
| vision | discussion | caution | picture |
| profession | assure | gesture | departure |
| pressure | decision | rejection | fraction |
| vacation | confusion | mixture | treasure |

What do you see in the picture? Put a check or an X on each one.

Version 1: Students are only given the word.

Version 2: Students are given a picture and the word.

4 Phonics-Based Passages

MISSING PASSENGER

Directions: Find each word in the story before you begin reading. Underline it and check it off.

| | | | |
|--------------------------------------|-----------------------------------|------------------------------------|-----------------------------------|
| <input type="checkbox"/> operation | <input type="checkbox"/> question | <input type="checkbox"/> location | <input type="checkbox"/> station |
| <input type="checkbox"/> celebration | <input type="checkbox"/> mention | <input type="checkbox"/> direction | <input type="checkbox"/> vacation |

Shonda was about to take off. The flight attendant door. She looked at her passenger list and a blank tion. A man was missing and she felt a mix of nson who was late. She did not want them to miss up with a solution. The woman made a suggestion nutes and watched for him. She did not want to aid to mention the...

STORM DELAYS

Directions: Find each word in the story before you begin reading. Underline it and check it off.

| | | | |
|----------------------------------|-----------------------------------|---------------------------------|------------------------------------|
| <input type="checkbox"/> gesture | <input type="checkbox"/> nature | <input type="checkbox"/> mature | <input type="checkbox"/> unsure |
| <input type="checkbox"/> posture | <input type="checkbox"/> moisture | <input type="checkbox"/> assure | <input type="checkbox"/> departure |

It had been a long flight. First, the departure of the plane leaving the airport got delayed. There had been storms all day that pushed the flight back. N... The head... so he knew w... posture as he... The matu... the young pil... almost throu... nature will do... become more... The head... think we shou... The young... He asked, "Se... the weather... and go from...

WHERE TO?

Directions: Find each word in the story before you begin reading. Underline it and check it off.

| | | | |
|----------------------------------|-------------------------------------|-------------------------------------|-------------------------------------|
| <input type="checkbox"/> vision | <input type="checkbox"/> profession | <input type="checkbox"/> permission | <input type="checkbox"/> confusion |
| <input type="checkbox"/> mansion | <input type="checkbox"/> tension | <input type="checkbox"/> discussion | <input type="checkbox"/> television |

He was a little nervous since this was his even him permission to have the window in the air and comforted him. asess where we're going?" she asked. this morning with a trip. She had promised ed. He tried to think where they might be beach? Maybe a theme park? He had seen vision. His dad's profession had him travel a to see him? and tears filled his eyes. What was going asing his confusion. "The plane is taking Jamal saw clouds below him! He wiped the re blocking his vision. to a collision with the clouds?" he asked. to straight through. Back to our discussion. re going?" Jamal nodded. If your grandma and grandpa. Dad is ad. Maybe this plane trip was worth it!

LATE!

Directions: Find each word in the story before you begin reading. Underline it and check it off.

| | |
|------------------------------------|------------------------------------|
| <input type="checkbox"/> rejection | <input type="checkbox"/> collision |
| <input type="checkbox"/> adventure | <input type="checkbox"/> leisure |

Shonda was late for her flight. She had time to get a cup of coffee on the gate. But today wasn't going as gate. It had taken her an hour to get delayed by security. Shonda had wasn't allowed. A worker gave. When Shonda made it past the worker made a gesture in the minutes away and she wasn't s to face the rejection of a work. She ran, avoiding a collision, came over the loud speaker. "L didn't know which line to stand made a decision to help Shonda. Shonda nodded and took her the closure of the gate right be been. It was an adventure she...

DIFFERENTIATED PASSAGES

FINAL STABLE SYLLABLE

Color in a window each time you read the story.

1 2 3

STORM DELAYS

Directions: Find each word in the story before you begin reading. Underline it and check it off.

1. Why was the plane delayed at the airport?
A. There were no storms.
B. The pilot was wise and nature.
C. There had been storms all day.
D. The young pilot was confident.

2. Which direction should the pilot go?
A. North.
B. South.
C. East.
D. West.

3. What word does not rhyme with nature?
A. assure
B. unsure
C. assure
D. clear

4. Write the words you underlined in the story in alphabetical order on the lines below.

5. Why do you think the head pilot was calm during the storm? Explain in a complete sentence.

6. Put the words below in sequential order from 1-5. Write a number on each cloud.

The head pilot pointed to the radar on screen.
They changed directions and the weather cleared.
The head pilot assured the young pilot the storms would pass.
The younger pilot guessed that they should go north.
The flight got delayed because of the storms all day.

CAN YOU SPOT IT?

Look at the picture. Find each word and color it the correct color.

| | | | |
|--------|-----------|--------|----------|
| red | nature | blue | unsure |
| orange | mature | purple | posture |
| yellow | gesture | pink | moisture |
| green | departure | gray | assure |

NAME: _____

YES OR NO?

PART 1 Color a checkmark or X to show if the word matches the picture correctly.

| | |
|-----------|----------|
| departure | nature |
| posture | moisture |
| assure | unsure |
| mature | gesture |

PART 2 Read each sentence. Decide if the word has been used correctly or incorrectly. Put a check or X.

☐ My grandfather is very smart and nature. ☐ He makes a gesture with his finger.

☐ Her gesture time is at seven in the morning. ☐ He departure me that he is okay!

☐ I see wet assure on the leaf. ☐ I love to spend time outside in nature.

☐ She strengthens her posture. ☐ He is moisture of where he should go.

CUT AND PASTE

Cut out each definition and glue it with the word it goes with.

| | | | |
|--------|-----------|----------|---------|
| mature | unsure | posture | gesture |
| assure | departure | moisture | nature |

NAME: _____

| | | | |
|---|------------------------------------|--|--|
| Not feeling certain or confident | A movement you make with your hand | When someone or something leaves a place | Putting greenery and making good choices |
| Everything outside like trees, animals, or plants | Try lots of water | The way you hold your body when you sit or stand | To promise that everything is okay |

FILL IN THE BLANK

Read each sentence. Use a word from the word bank to fill in each blank.

- I _____ you that it is safe.
- The soil has plenty of _____.
- She felt _____ about it.
- He made a _____ at me.
- The _____ was delayed by rain.
- She acted _____ for her age.
- Animals live outside in _____.
- His _____ was straight and tall.

WORD BANK

| | | | |
|---------|--------|---------|-----------|
| nature | unsure | mature | departure |
| gesture | assure | posture | moisture |

ALL MIXED UP

Unscramble the letters to write each word correctly.

| | |
|----------|-----------|
| armetu | esruun |
| ioumrise | eeugrst |
| serasu | uetrna |
| sproetu | edeurratp |

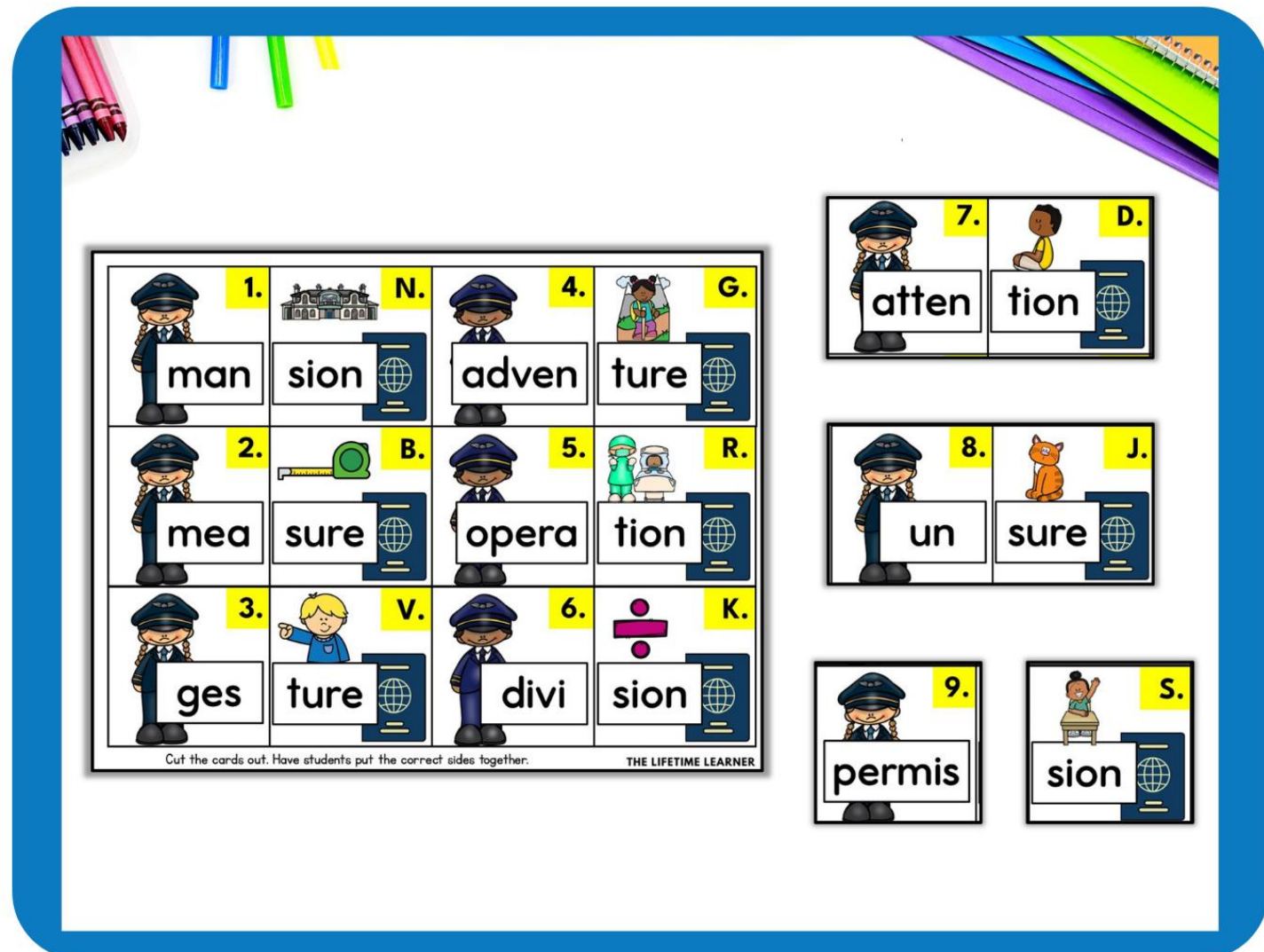
WORD BANK

| | | | |
|---------|--------|---------|-----------|
| nature | unsure | mature | departure |
| gesture | assure | posture | moisture |

HOW TO USE THIS:

Ideas for Implementation:

- pick and choose the centers you want to use: do what works best for your class!
- give less than 10 centers to students if you are short on time
- give students the whole day to complete all 10 centers/activities OR spread the room transformation out over a couple of days
- use the hands-on centers during your room transformation and the no-prep printables as a review during your reading block



PRINT & DIGITAL



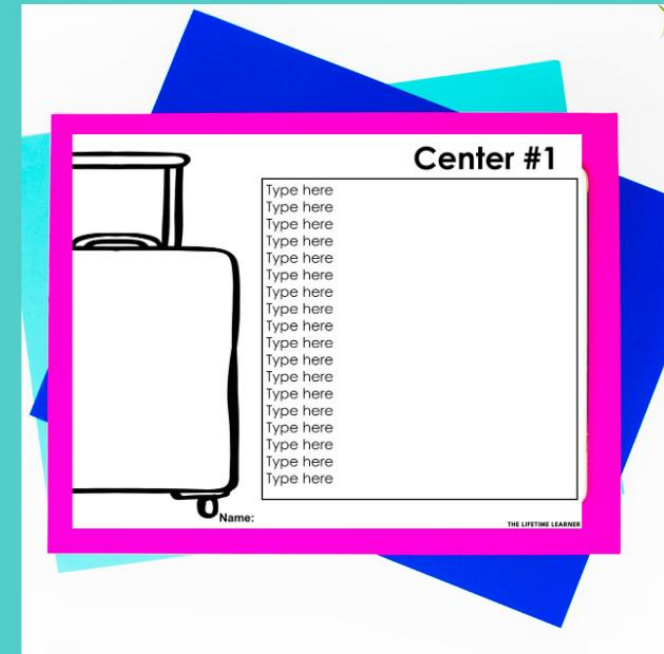
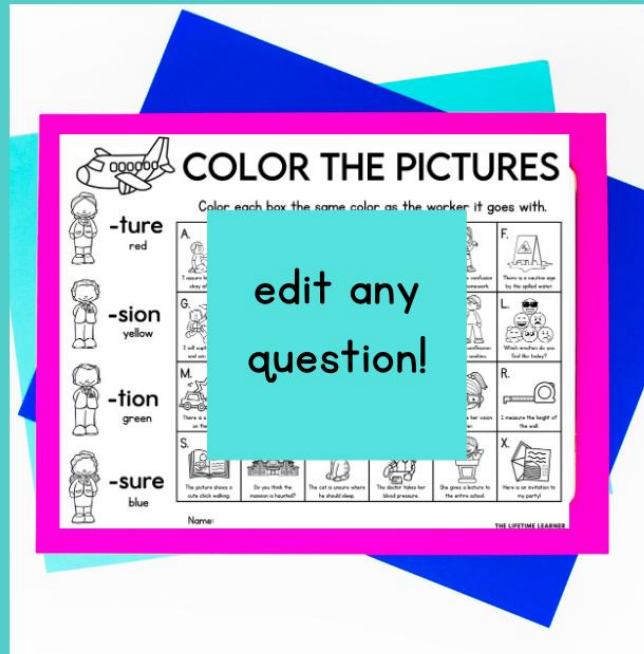
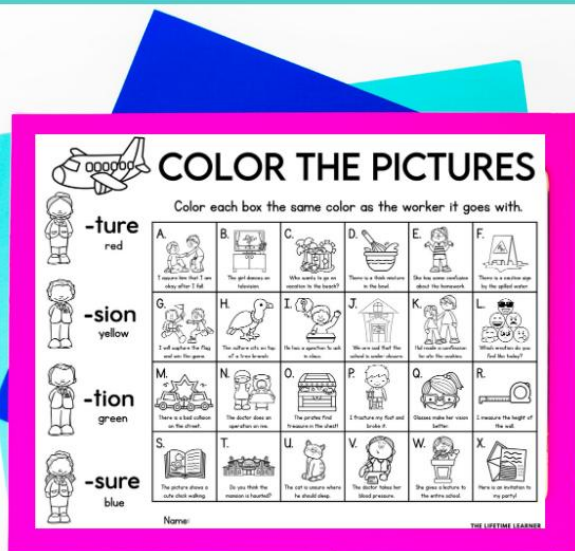
Print & Go



Google Slides

**There is a digital version of the
no-prep printables!**

The no prep printable questions are **100% editable!**



10 Pre-Made
Centers
(Print & Go)

10 Pre-Made
Centers:
Editable Version

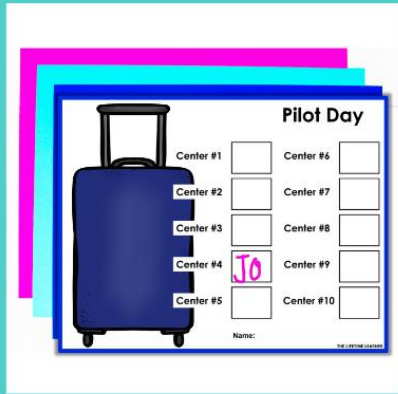
10 Blank Centers
To Add Your
Own Content

3 Versions Included


WHAT'S INCLUDED?



10 Color
& B/W Posters




Recording
Sheets



6 Hands On
Centers



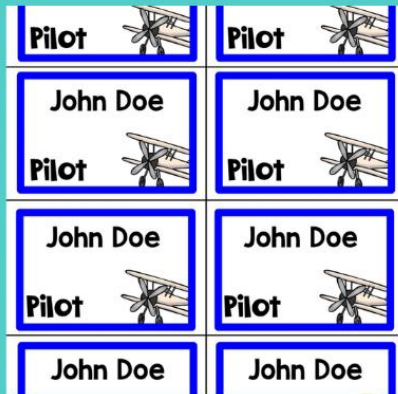
6 No Prep
Printables



4 Decodable
Passages




Printable
Hats



Name
Tags



Coloring
Page




Folder
Insert



Decor
Posters

keep scrolling to see more!

WHAT'S INCLUDED?



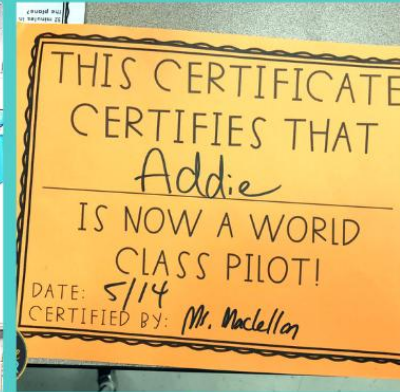
Welcome Slide



Editable Versions



Banner



Certificate



Shopping Guide



Admission Tickets



Digital Version



Answer Keys



QR Codes




Fun Facts

jam-packed with fun, rigor, and engagement!

other resources this pairs well with:

Differentiate by grabbing reading for multiple grade levels!

Or, add in some math to your themed learning day!



When you purchase a Mega Bundle, you save 50% off the price of the individual resources!

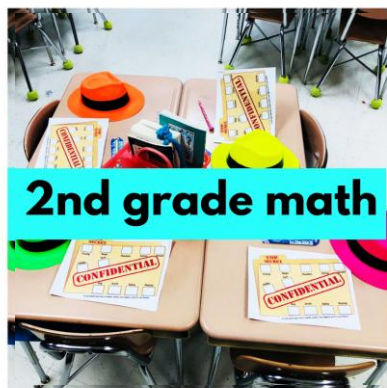


classroom transformations

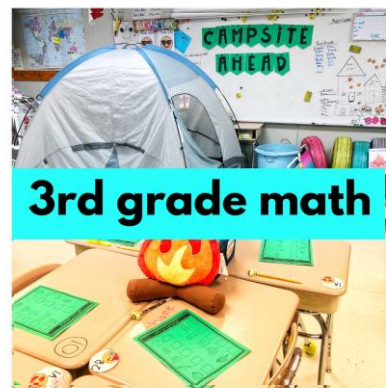
low prep, fun, and engaging!



1st grade math



2nd grade math



3rd grade math



4th grade math



5th grade math



kindergarten math

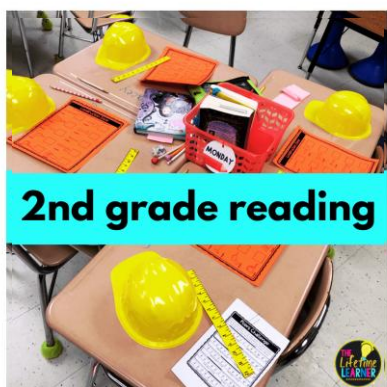
K-5 MATH & READING



kindergarten reading



1st grade reading



2nd grade reading



GR 3-5 reading
comprehension



3-5 reading
add-on packs



alphabet letters

THE LIFETIME LEARNER'S CLASSROOM TRANSFORMATIONS ARE:

1. Engaging to Students
2. Classroom Tested (and Student-Approved)
3. Print and Digital Compatible
4. Jam-Packed with Content
5. Aligned to Reading Standards
6. Easy to Implement
7. Flexible for Every Classroom
8. Versatile Ways to Reward Students
9. Rigorous Student Learning Activities

All content is included so you can simply **print**
and get ready for an **AMAZING** experience
with your students!



Please Note:

- There are 10 reading stations provided as well as décor, a fast finisher activity, and additional extras.
- The digital version is provided in Google Slides.
- Nervous about trying your first room transformation? You'll be hooked once you try one! I promise!
- Feel free to contact me if you have questions or want to chat about room transformations. You can email me at lindsaythelifetimelearner@gmail.com