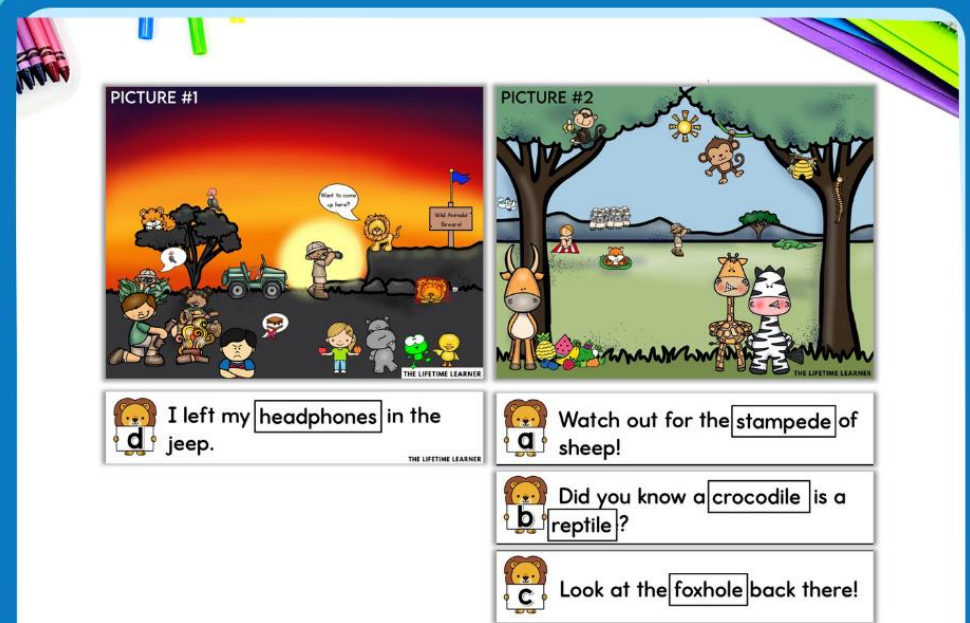


WHAT IS THIS?

It's a low-prep room transformation!



Use the 10 phonics-based stations, included decor, and more for a fun & easy room transformation!



This themed learning day has 10 stations that all practice with final E syllable words (ending in CVCe) in a variety of ways. You can use 1, 5, or all 10--it's flexible!

Room transformations can be stress-free and low-prep.

Keep scrolling to learn how!



Let's start with the basics...

What is a classroom transformation?

A classroom transformation changes your room into a certain setting or theme to engage students in their own learning with rigorous content.



Donut Shop Day



Rock Star Day




Camping Day

You don't have to spend hours of your time setting up a room transformation or spend lots of money to make it **SO MUCH FUN!**

STEP 1:


Tell your class they are on a safari today!

They will complete final E syllable activities (ending in CVCe) set up around the room. You can do this for a day, a few days, or over the course of a week!



Flexibility is key.

Need to modify? No problem!
Choose how many centers students will need to complete and what time frame they have to meet YOUR needs.



Set-up is quick and easy.

Simply print the posters, 10 activities, and a recording sheet for each student. Place them around your room and you're ready to begin!



STEP 2:

Let students move around the room and complete each station. There are phonics-based centers at each station. They can be completed in any order. All stations include a variety of final E syllable activities with multiple versions to choose from. You can choose just a few for students to complete or use all 10. This is up to the teacher and the amount of time you'd like to fill.

Optional Recording Sheet

When a student finishes a center, you sign that spot on their recording sheet to keep track of what they've completed.

Freedom to choose.

Students can work in partners, rotations, groups, or independently. Your choice!

Safari Day

Center #1	<input type="checkbox"/>	Center #6	<input type="checkbox"/>
Center #2	<input type="checkbox"/>	Center #7	<input type="checkbox"/>
Center #3	<input type="checkbox"/>	Center #8	<input type="checkbox"/>
Center #4	<input checked="" type="checkbox"/>	Center #9	<input type="checkbox"/>
Center #5	<input type="checkbox"/>	Center #10	<input type="checkbox"/>

Name: _____

THIS OR THAT? Circle the correct picture in each pair.

1. It is going to explode so we need to put on safety glasses.		
2. When the water comes, it will erode the sandcastle.		
3. She is alone in his house and no one else is there.		
4. Please give me an envelope so I can mail the letter.		
5. The antelope ran in the grass with the other animals.		
6. She has to go slowly when she walks on the tightrope.		
7. The tadpoles swim in the pond until they become frogs.		
8. He did the backstroke when he swam in the pool.		

Name: _____

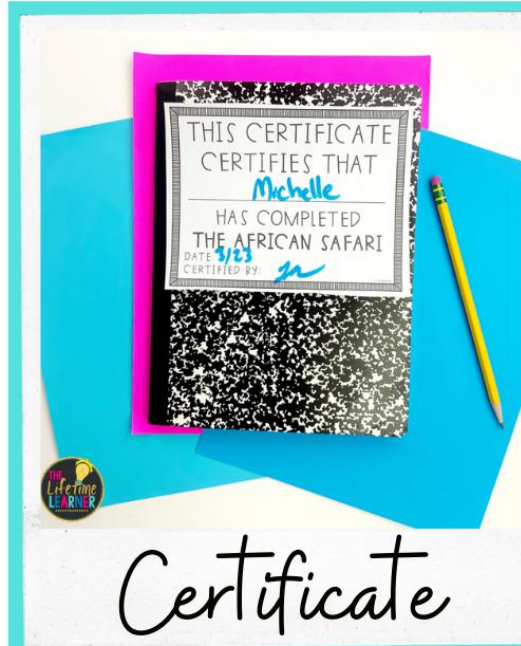
STEP 3:

When students finish all activities you've assigned, they win! You can give them the included certificate, coloring page, or a small prize of your choice.

A shopping guide is also included to give you suggestions of optional "extras" you could add in.

Remember:

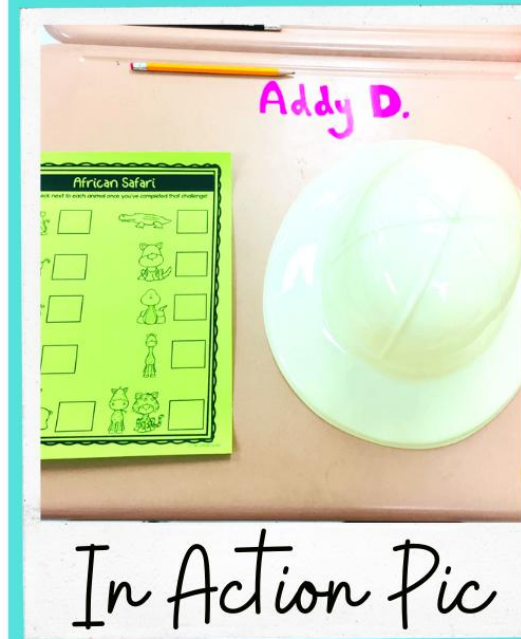
Anything different from a "normal" day in the classroom is special to students! A reward at the end isn't required during a classroom transformation.



Certificate



Coloring Page



In Action Pic



Prize

STEP 4:

Most of the time, there are early finishers. These kiddos get to go around the room and read fun facts about the topic! No one is ever bored.

Choose from 3 versions!

Digital Scavenger Hunt

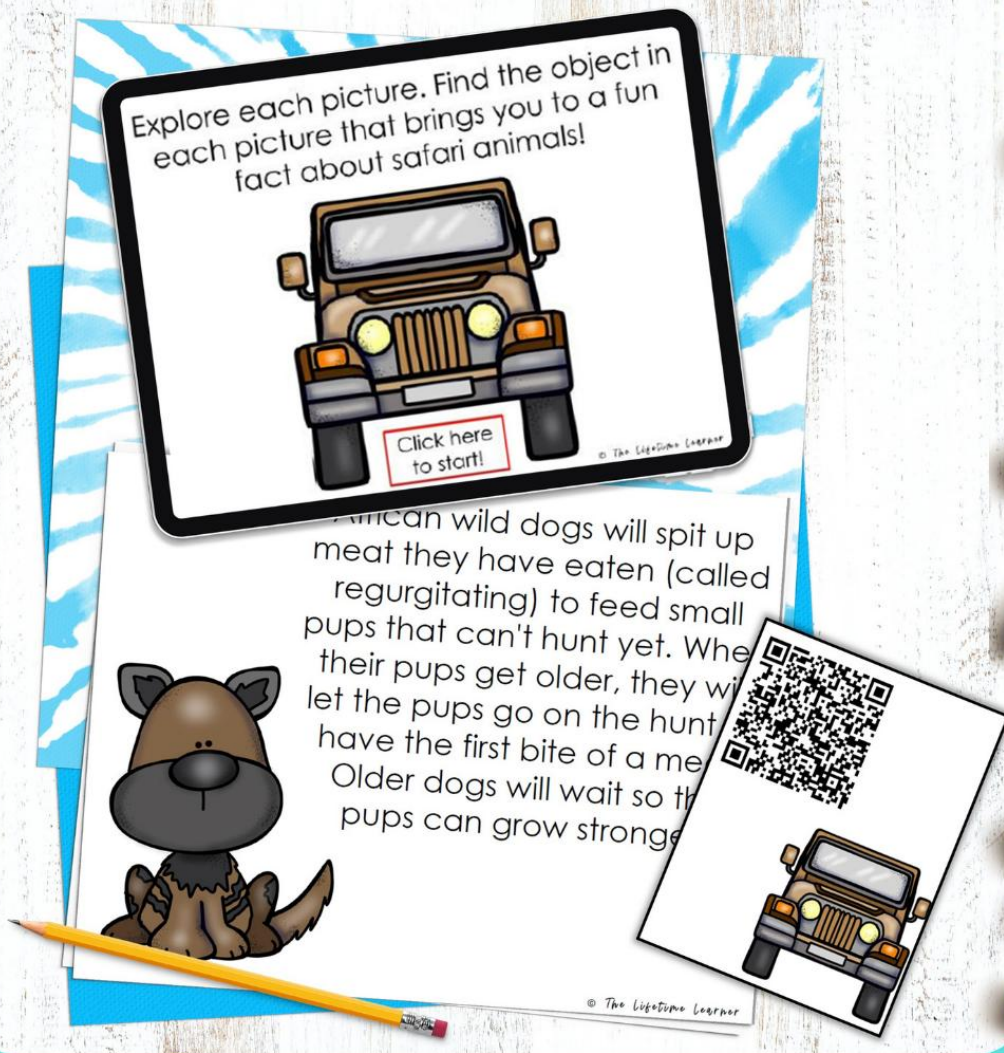
Let students "find" the facts on Google Slides

Printable Facts

Hang facts around room

QR Codes

Students scan to read fun facts



1

2

3

6 PHONICS-BASED READING ACTIVITIES:

THE MAZE

Name: _____

Color your way through the maze by following the pictures and finding the matching sentence.
Start at the jeep. Finish at the zebra.

START!
We debate about who is the best dancer.

The house on the hill looks unsafe.

She made a mistake and dropped it.

I like to work with my classmate.

THE MAZE

Name: _____

Color your way through the maze by following the pictures and finding the matching sentence.
Start at the jeep. Finish at the zebra.

START!
I saw a snake slither in the grass.

I had grapes with my lunch today.

I love the food so I rate this place five stars.

I shave each morning before work.

WORD SEARCH

1. I <u>assume</u> it will rain since the clouds are dark.	2. We will <u>include</u> her in our dodgeball game.	3. I put on a bunny <u>costume</u> for Easter.	4. The dog will <u>compute</u> the answer for you.
5. You <u>confuse</u> me and I do not know what	6. He has a good <u>excuse</u> for being late.	7. I <u>amuse</u> my friend when she is feeling	8. He will restock the <u>produce</u> section.

WORD SEARCH

1. <u>Mute</u> your laptop so it does not make noise.	2. Can you flip the <u>cube</u> to get all colors on one side?	3. The tall <u>spruce</u> tree in our yard has many needles.	4. Grandma likes to drink <u>prune</u> juice every day.
5. We climb to the top of the sandy <u>dune</u> to see what is below.	6. Henry likes to play the <u>flute</u> for his mom.	7. I rode a <u>mule</u> in the valley on our trip.	8. <u>June</u> is the best month of the year.

CROSSWORD PUZZLE

3 ACROSS → I DOWN ↓ 5 DOWN ↓ 4 ACROSS →

My dog will

The

CROSSWORD PUZZLE

4 ACROSS → I DOWN ↓ 2 DOWN ↓ 6 ACROSS →

Can I

I open the

The number

SPOT THE DIFFERENCES

Name: _____

☐ Watch out for the stampede of sheep!

☐ Did you know a crocodile is a reptile?

☐ Look at the foxhole back there!

SPOT THE DIFFERENCES

☐ stampede

☐ crocodile or n

☐ foxhole

☐ headphones

☐ locate

☐ antelope

☐ escape

focuses on:

- blending sounds into words
- Final E Syllable
- Long A, E, I, O, U
- multi-syllable ending in CVCe
- words and sentences
- phoneme manipulation
- meaning of words

4 DECODABLE PASSAGES:

- **8 focus words** in each story
- **2 versions** of each story
- **reading comprehension questions** to go with each story

DIFFERENTIATED PASSAGES FINAL E SYLLABLE



focuses on:

i_e & u_e

o_e

e_e

a_e

Name: _____

THE RHINO AND THE BIRD

Directions: Find each word in the story before you begin reading. Underline it and check it off.

a_e

imitate	locate	relate
escape	amaze	headache

as, Dave felt lonely as a single rhino. He felt could be his friend. Dave tried to fit in with others. He ps and stand on one leg. He would imitate the water with his nose. They thought he was insane. ay from him yelling, "Beware of the rhino!" He had no ying to fit in gave him a headache. was resting under a tree watching airplanes. He saw female named Kat him. She didn't se in K He Da ble

Name: _____

THE DROUGHT

Directions: Find each word in the story before you begin reading. Underline it and check it off.

o_e

oppose	alone	antelope	flagpole
erode	postpone	devote	awoke

Deep in Africa, a terrible drought had come. The green grass had begun to erode and brown. The watering holes were empty. An antelope named Arlo knew if they didn't find water soon, they would not survive. One night, as the sun set, Arlo gathered the herd. "I heard about a secret wat have no ch The her for hours i take a quic Arlo told th The ne devoted to way throug remote and antelope st a huge mile and survive

Name: _____

MIKE THE LION

Directions: Find each word in the story before you begin reading. Underline it and check it off.

i_e & u_e

polite	refuse
dispute	introduce

Mike the lion was different. Un refused. This confused other lions. "Why won't you roar, Mike?" H "It's not that I dislike roaring, ways to lead and protect our pride. As time went on, Mike's polite would invite younger lions on hunting helped reduce fights and disputes b roar. The way he acted showed he One morning, a group of zebra reptile had been spotted near the g Mike agreed. "I will go with you When they arrived, the zebras river. The other lions would have ro plan. He introduced himself to the c The crocodile liked Mike's calm animals had come to see. They real Mike wasn't the lion who could not

Name: _____

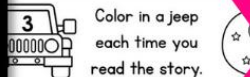
THE NIGHT SAFARI

Directions: Find each word in the story before you begin reading. Underline it and check it off.

e_e

athlete	stamped	concrete	centipede
complete	sincere	compete	scene

F and Mr. Family was going on a night time safari. during the day, they'd go out after dark erica. As the stars began to come out, the ith their guide. Everyone was excited as crete path and set out into the wild. "At night, the savannah comes alive with the day. Keep your flashlights ready." e darkness and the jeep came to a a stampede of dozens of wildebeests scene was the road. The ove to enjoy th waiting in a tree f ntioned, "They can resting on rocks. "Hyenas compete to get the most me back to camp. Eve had loved



2 Versions of Every Passage

To Make Differentiation Easy!

Name: _____

THE DROUGHT

Directions: Find each word in the story before you begin reading. Underline it and check it off.

☐ oppose ☐ alone ☐ antelope ☐ flagpole
☐ erode ☐ postpone ☐ devote ☐ awake

Deep in Africa, a terrible drought had come. The green grass had begun to erode and brown. The watering holes were empty. An antelope named Arlo knew if they didn't find water soon, they would not survive.

One night, as the sun set, Arlo gathered the herd. "I heard about a secret water source that is beyond the hills. It's a long trip, but we have no choice. We cannot postpone this." No one was opposed to going.

The herd awoke the next day and Arlo led the way. They traveled for hours in the sun. The antelope began to get tired. Arlo had the take a quick break in the shade of a flagpole left behind by explorers. Arlo told the antelope that they were not alone and to keep moving.

The next hill they climbed was steep but the herd of antelope devoted to Arlo. They struggled but kept moving forward. Arlo led way through the rocks. Finally, they reached the top. The area was remote and quiet. They saw a river below and hollered with joy. Even antelope stomped their hooves to thank Arlo. He knew they had achieved a huge milestone by completing this journey. They had faced the drought and survived.

1 2 3 Color in a splash of water each time you read the story.

THE LIFETIME LEARNER

Name: _____

THE DROUGHT

Directions: Find each word in the story before you begin reading. Underline it and check it off.

☐ oppose ☐ alone ☐ antelope ☐ flagpole
☐ erode ☐ postpone ☐ devote ☐ awake

Deep in Africa, a terrible drought had come. The green grass had begun to erode and brown. The watering holes were drying up. The animals were growing weak and needed water. Among them was a wise old antelope named Arlo who had lived many years. He knew if they didn't find water soon, they would not survive.

One night, as the sun set, Arlo gathered the herd. "I have heard of a secret water source that is far beyond the hills. It's a dangerous trip, but we have no choice. We must leave at dawn. We cannot postpone this journey." Not one antelope opposed the idea. They all went to bed early.

The herd awoke the next morning and Arlo led the way. They traveled for hours and the sun beat down on them. The wind kicked up lots of dust. The younger antelope began to get tired. Arlo had the herd take a quick break behind the shade of a lonely flagpole left behind by explorers years ago. Arlo reminded the antelope that they were together and not alone. Then he told everyone to keep moving.

The next hill they climbed was steep but the herd of antelope were devoted to Arlo. They struggled but kept moving forward. Arlo led the way through the rocks. Finally, they reached the top. The area was remote and quiet. There, before them, lay a calm, blue river. The herd hollered with joy as they ran into the water. All of the antelope stomped their hooves to say thank you to Arlo.

Arlo knew they had achieved a huge milestone in their lives by completing this journey. They had faced the drought and survived.

1 2 3 Color in a splash of water each time you read the story.

THE LIFETIME LEARNER

Name: _____

THE DROUGHT

Directions: Answer each question below.

1. Why did Arlo need to find water?
 A. He wanted to play in it.
 B. They wanted to eat in a boat.
 C. He wanted to go swimming.
 D. They would not survive without it.

2. Where is the secret water source hidden?
 A. In a forest.
 B. Beyond the hills.
 C. Up in the mountains.
 D. Near a flagpole.

3. What word does not rhyme with alone?
 A. cyclone
 B. lone
 C. double
 D. phone

4. Write the words you underlined in the story in alphabetical order on the lines below.

5. Why do you think the herd of antelope were devoted to Arlo? Explain in a complete sentence.

6. Put the events below in sequential order from 1-5. Write a number on each watering hole.

A terrible drought came to Africa and the grass withered. They saw a river below and hollered with joy. They climbed a steep hill of rocks and finally reached the top. Arlo gathered the herd and told them about a water source. The herd left the next day and traveled for hours in the sun.

THE LIFETIME LEARNER

Name: _____

CAN YOU SPOT IT?

Look at the picture. Find each word and color it the correct color.

red	postpone	blue	awoke
orange	devote	purple	erode
yellow	oppose	pink	flagpole
green	antelope	gray	alone

THE LIFETIME LEARNER

Name: _____

YES OR NO?

PART 1 Color a checkmark or X to show if the word matches the picture correctly.

erode	devote
alone	flagpole
antelope	postpone
oppose	awoke

PART 2 Read each sentence. Decide if the word has been used correctly or incorrectly. Put a check or X.

☐ We have to postpone the plans. ☐ I awoke when my clock rang in for tonight. the morning

☐ Rainy weather erodes the rock. ☐ The antelope ran across the field.

☐ The flag flapped in the wind on the devote. ☐ My family is oppose to me!

☐ I alone the new rules. park.

THE LIFETIME LEARNER

Name: _____

CUT AND PASTE

Cut out each definition and glue it with the word it goes with.

devote	postpone	antelope	alone
erode	awoke	oppose	flagpole

THE LIFETIME LEARNER

Name: _____

FILL IN THE BLANK

Read each sentence. Use a word from the word bank to fill in each blank.

- It will _____ in the rain.
- I _____ my time to playing the piano.
- Raise the flag on the _____.
- An _____ dashed across the grass.
- I _____ that bad idea.
- She _____ to hear birds singing.
- He sits _____ on the bench.
- We have to _____ the party.

WORD BANK

• oppose • flagpole • devote • alone
 • erode • postpone • antelope • awoke

THE LIFETIME LEARNER

Name: _____

ALL MIXED UP

Unscramble the letters to write each word correctly.

npfoael	koaw
eeodr	evtdoe
popesnto	gefiaolp
poospe	elano

WORD BANK

• oppose • flagpole • devote • alone
 • erode • postpone • antelope • awoke

THE LIFETIME LEARNER

Each passage comes with
 6 worksheets to choose from
 to practice each skill.

2 VERSIONS:

6 high-interest centers & activities
in 2 formats: hands-on & no prep!

Hands-On Centers

does not make noise. #1

Can you flip the cube to get all colors on one side? #2

The tall spruce tree in our yard has many needles. #3

Grandma likes to drink prune juice every day. #4

WORD SEARCH

Find each word in the word search by using the clue cards.

We climb to the top of the sandy dune to see what is below. #5

Henry likes to play the flute for his mom. #6

I rode a mule in the valley on our trip. #7

June is the best month of the year. #8

No-Prep Printables

THIS OR THAT? Circle the correct picture in each pair.

1. I woke up and smelled smoke. (Two pictures of a person waking up, one with smoke coming from a stove)

2. I can see a mole in the hole. (Two pictures of a mole, one in a hole, one on the ground)

3. I went with a fairy to see a gnome in his home. (Two pictures of a house, one with a fairy, one with a gnome)

4. I use a rope to climb up the big slope. (Two pictures of a person climbing, one with a rope, one without)

5. I walk up to the flower and smell the rose with my nose. (Two pictures of a person smelling a flower, one with a nose, one without)

6. I wrote a note to my mom to let her know how camp is. (Two pictures of a person writing a note, one with a note, one without)

7. I drove to the pool and dove in the water. (Two pictures of a person diving, one with a pool, one without)

8. My dad turned on the hose in winter and it froze. (Two pictures of a hose, one with water, one with ice)

You can use the "Hands-On Centers" where students can manipulate & move pieces around.












These are easy to laminate and can be reused for years to come.

Or, you can use the "No-Prep Printables" where you simply print and go!

Some teachers use BOTH together!

CENTER 1

This or That?

	 I woke up and smelled smoke. 	1.
	I can see a mole in the hole. 	2.
	 I went with a fairy to see a gnome in his home. 	3.
	 I use a rope to climb up the big slope. 	4.

Students put a checkmark on the side with the correct answer.

2 VERSIONS:

V1:	 I walk up to the flower and smell the rose with my nose. 	5.
	I wrote a note to my mom to let her know how camp is. 	6.
	I drove to the pool and dove in the water. 	7.
	My dad turned on the hose in winter and it froze. 	8.

V2:	 The <u>antelope</u> ran in the grass with the other animals. 	5.
	She has to go slowly when she walks on the <u>tightrope</u> . 	6.
	The <u>tadpoles</u> swim in the pond until they become frogs. 	7.
	He did the <u>backstroke</u> when he swam in the pool. 	8.









Version 1: 1 Syllable Words
Rhyming Practice

Version 2: Multi-Syllable Words
Reading Sentences

CENTER 2

Cut and Paste

CUT AND PASTE









			
			
			
			

delete	centipede	compete
complete	behave	athlete
concrete		











Cut and paste each box where it belongs.

2 VERSIONS:

V1:	CUT AND PASTE
	
	
	
	

trapeze	delete	centipede	compete
complete	behave	athlete	concrete

V2:	CUT AND PASTE
	
	
	
	

I write a word wrong so I delete it on the laptop.	The centipede has one hundred legs on his body.	I pour the concrete to make a road.	I will compete in the race.
Will you complete the checklist?	I get on the trapeze and do a flip.	I love to play sports since I'm an athlete.	My dog will learn to behave.

Version 1:
Words

Version 2:
Sentences

CENTER 3

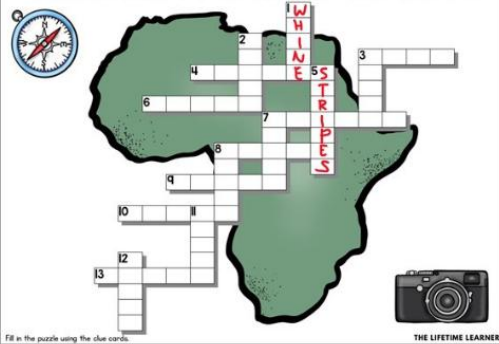
Crossword Puzzle

when I put him in his crate.

5 DOWN
I can not find my socks with

3 ACROSS
The are sitting on the table.

CROSSWORD PUZZLE



4 ACROSS
The blow in the wind and make noise.

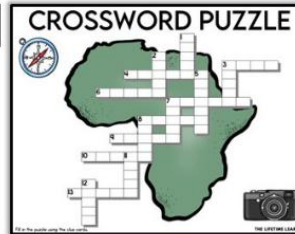
2 DOWN
I high over the land and can see a lot!

6 ACROSS
He has many s on his back.


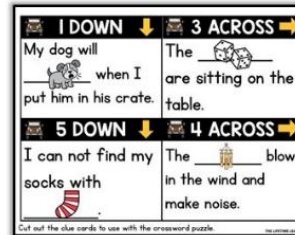
Students use the clue cards to fill in the crossword puzzle.

2 VERSIONS:

V1:



V2:




Version 1:
1 Syllable Words

Version 2:
Multi-Syllable Words

CENTER 4

Phonics Maze


THE MAZE




Students use their phonic skills to make it through the maze.

2 VERSIONS:

V1:



V2:



Version 1:
Hard Version (More Words)


Version 2:
Easy Version (Less Words)

CENTER 5

Spot the Differences



d I left my headphones in the jeep.



a Watch out for the stampede of sheep!

b Did you know a crocodile is a reptile?

c Look at the foxhole back there!

Students decide if each sentence goes with Picture 1 or Picture 2.

2 VERSIONS:



e Can you help me locate the vulture?

f The antelope is standing by the tree.

g The lion cannot escape from the net.

h The baby tiger is not awake.

Version 1:
Sentence



i airplane **m** trapeze

j campfire **n** beehive

k enraged **o** flagpole

l centipede **p** sunshine

Version 2:
Sentence with Hint


CENTER 6

Word Search

Can you flip the cube to get all colors on one side?

The tall spruce tree in our yard has many needles.

Grandma likes to drink prune juice every day.



We climb to the top of the sandy dune to see what is below.


Henry likes to play the flute for his mom.

I rode a mule in the valley on our trip.

June is the best month of the year.

Students find each word in the word search.

2 VERSIONS:




The pumpkin is huge compared to the others.

We slid down the slide at the playground.

The new baby was so cute and small.

I play a tune on my guitar for you.

Version 1:
1 Syllable Words



My mom likes to put on perfume each day.

I refuse to take out the trash since it smells bad.

Let me introduce you to my sister, Lucy.

They do not mean to exclude Max but he is alone.

Version 2:
2 Syllable Words

4 Phonics-Based Passages

[illegible]

THE DROUGHT o_e

Answer each question below.

1. Why did Arlo need to find water?
 A. He wanted to play in it.
 B. They wanted to sail in to visit.
 C. He wanted to go swimming.
 D. They would not survive without it.

2. Where is the nearest water source hidden?
 A. In a forest.
 B. Beyond the hills.
 C. Up in the mountains.
 D. Near a flagpole.

3. What word does not rhyme with alone?
 A. volcano.
 B. home.
 C. devote.
 D. alone.

4. Write the words you underlined in the story in alphabetical order on the lines below.

1. _____ 5. _____
 2. _____ 6. _____
 3. _____ 7. _____
 4. _____ 8. _____

5. Put the words below in alphabetical order from 1 to 5. Write a number on each underlined line.

	A terrible drought came to Arizona and the grass withered.
	They saw a river below and followed with joy.
	They climbed a steep hill of rocks, and finally reached the top.
	Arlo gathered the herd and told them about a water source.
	The herd left the next day and traveled for hours in the sun.

Name: _____ THE LITTLE LEARNERS

CAN YOU SPOT IT? o_e

Look at the picture. Find each word and color it the correct color.

red	postpone	blue	awoke
orange	devote	purple	erode
yellow	oppose	pink	flagpole
green	antelope	gray	alone

Name: _____ THE LITTLE LEARNERS

YES OR NO? o_e

PART 1 Color a checkmark or X to show if the word matches the picture correctly.

erode	devote
alone	flagpole
antelope	postpone
oppose	awoke

PART 2 Read each sentence. Decide if the word has been used correctly or incorrectly. Put a check or X.

☐ We have to postpone the plans. ☐ I asked when my clock rang in for tonight. ☐ the morning.

☐ Rainy weather erodes the rock. ☐ The antelope ran across the field.

☐ The flag flapped in the wind on. ☐ My family is opposite to me!

☐ the devote. ☐ She felt alone in the big empty park.

☐ I alone the new rules.

Name: _____ THE LITTLE LEARNERS

CUT AND PASTE o_e

Cut out each definition and glue it with the word it goes with.

devote	postpone	antelope	alone
erode	awoke	oppose	flagpole

Name: _____

To not agree with something.	To slowly wear away.	To give your time or effort to something.	A tall stick that holds up a flag.
Being by yourself.	To delay or move something to a later time.	When you wake up from sleep.	An animal that looks like a deer.

THE LITTLE LEARNERS

FILL IN THE BLANK o_e

Read each sentence. Use a word from the word bank to fill in each blank.

- It will _____ in the rain.
- I _____ my time to playing the piano.
- Raise the flag on the _____.
- An _____ dashed across the grass.
- I _____ that bad idea.
- She _____ to hear birds singing.
- He sits _____ on the bench.
- We have to _____ the party.

WORD BANK

• oppose • flagpole • devote • alone
 • erode • postpone • antelope • awoke

Name: _____ THE LITTLE LEARNERS

ALL MIXED UP o_e

Unscramble the letters to write each word correctly.

nptoeael	koaww
_____	_____
eeodr	evtdoe
_____	_____
popesnto	gefllaop
_____	_____
poospe	elano
_____	_____

WORD BANK

• oppose • flagpole • devote • alone
 • erode • postpone • antelope • awoke

Name: _____ THE LITTLE LEARNERS

6 Worksheets for Every Passage

HOW TO USE THIS:

Ideas for Implementation:

- pick and choose the centers you want to use: do what works best for your class!
- give less than 10 centers to students if you are short on time
- give students the whole day to complete all 10 centers/activities OR spread the room transformation out over a couple of days
- use the hands-on centers during your room transformation and the no-prep printables as a review during your reading block



PICTURE #1

PICTURE #2

a I left my headphones in the jeep.

a Watch out for the stampede of sheep!

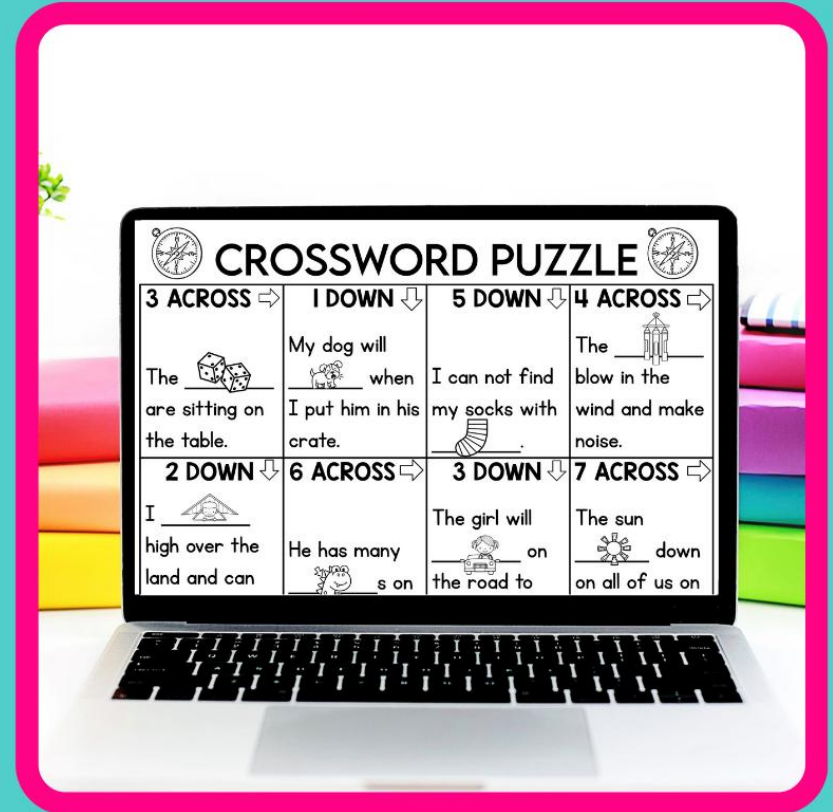
b Did you know a crocodile is a reptile?

c Look at the foxhole back there!

PRINT & DIGITAL



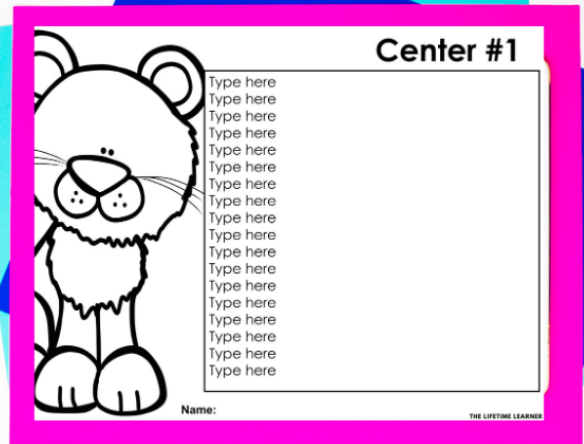
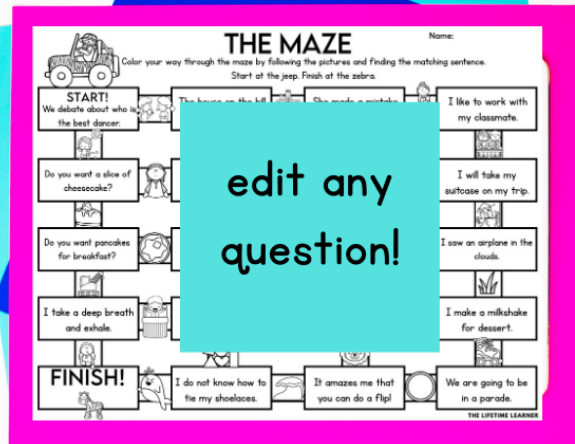

Print & Go



Google Slides

There is a digital version of the no-prep printables!

The no prep printable questions are 100% editable!



10 Pre-Made Centers (Print & Go)

10 Pre-Made Centers: Editable Version


10 Blank Centers To Add Your Own Content

3 Versions Included

WHAT'S INCLUDED?



10 Color
& B/W Posters




Recording
Sheets




6 Hands On
Centers



6 No Prep
Printables



4 Decodable
Passages



Printable
Hats



Name
Tags



Coloring
Page



Folder
Insert



Decor
Posters

keep scrolling to see more!

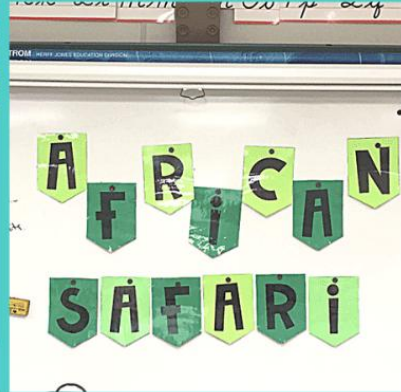
WHAT'S INCLUDED?



Welcome
Slide




Editable
Versions



Banner



Certificate




Shopping
Guide



Admission
Tickets



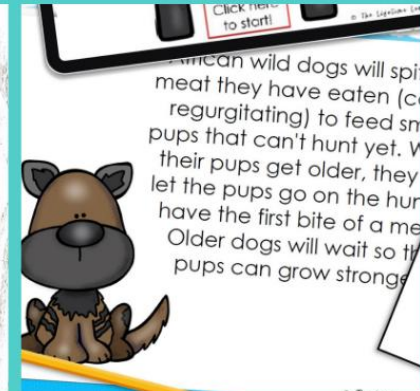
Digital
Version



Answer
Keys



QR Codes



Fun Facts

jam-packed with fun, rigor, and engagement!

other resources this pairs well with:

Differentiate by grabbing reading for multiple grade levels!

Or, add in some math to your themed learning day!



When you purchase a Mega Bundle, you save 50% off the price of the individual resources!

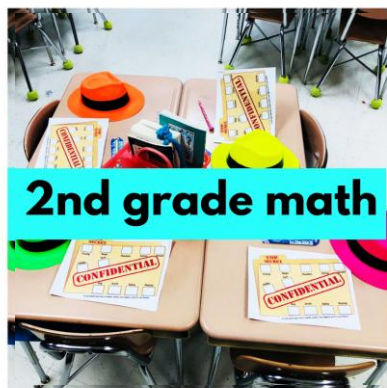


classroom transformations

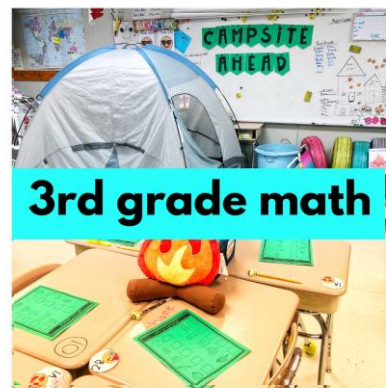
low prep, fun, and engaging!



1st grade math



2nd grade math



3rd grade math



4th grade math



5th grade math



kindergarten math

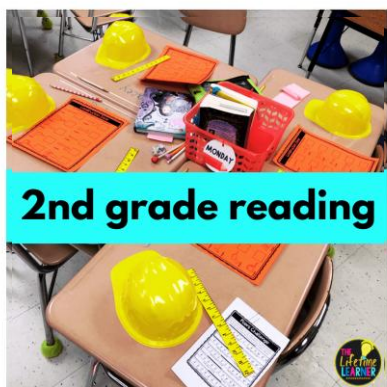
K-5 MATH & READING



kindergarten reading



1st grade reading



2nd grade reading



GR 3-5 reading
comprehension



3-5 reading
add-on packs



alphabet letters

THE LIFETIME LEARNER'S CLASSROOM TRANSFORMATIONS ARE:

1. Engaging to Students
2. Classroom Tested (and Student-Approved)
3. Print and Digital Compatible
4. Jam-Packed with Content
5. Aligned to Reading Standards
6. Easy to Implement
7. Flexible for Every Classroom
8. Versatile Ways to Reward Students
9. Rigorous Student Learning Activities

All content is included so you can simply **print**
and get ready for an **AMAZING** experience
with your students!



Please Note:

- There are 10 reading stations provided as well as décor, a fast finisher activity, and additional extras.
- The digital version is provided in Google Slides.
- Nervous about trying your first room transformation? You'll be hooked once you try one! I promise!
- Feel free to contact me if you have questions or want to chat about room transformations. You can email me at lindsaythelifetimelearner@gmail.com