

WHAT IS THIS?

It's a low-prep room transformation!



Use the 10 phonics-based stations, included decor, and more for a fun & easy room transformation!

<p>_____ already trained her dog before adopting the second. #1</p>	<p>She'd M. </p>	<p>_____ been teaching his dog to do new tricks all week. #4</p>	<p>He's A. </p>
<p>_____ your parrot love to mimic the doorbell? #2</p>	<p>Doesn't G. </p>	<p>_____ your cat be upset if your bring home another pet? #5</p>	<p>Won't I. </p>
<p>_____ your cat doing up on the counter? #3</p>	<p>What's J. </p>	<p>_____ teaching my hamster how to run through a maze. #6</p>	<p>I'm K. </p>

This themed learning day has 10 stations that all practice contractions in a variety of ways. You can use 1, 5, or all 10--it's flexible!

Room transformations can be stress-free and low-prep.

Keep scrolling to learn how!



Let's start with the basics...

What is a classroom transformation?

A classroom transformation changes your room into a certain setting or theme to engage students in their own learning with rigorous content.



Donut Shop Day



Rock Star Day



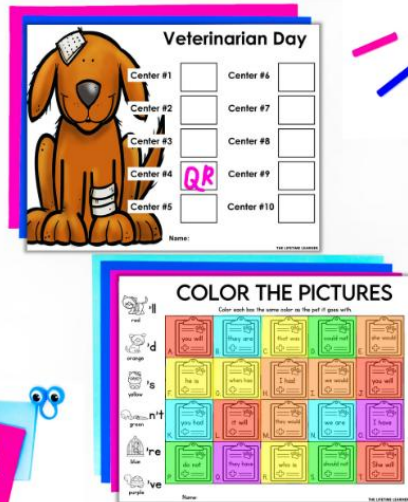
Camping Day

You don't have to spend hours of your time setting up a room transformation or spend lots of money to make it **SO MUCH FUN!**

STEP 1:

Tell your class they are
vets today!

They will complete contraction activities set up around the room. You can do this for a day, a few days, or over the course of a week!



Flexibility is key.

Need to modify? No problem!
Choose how many centers students will
need to complete and what time frame
they have to meet YOUR needs.



Set-up is quick and easy.

Simply print the posters, 10 activities, and a
recording sheet for each student. Place them
around your room and you're ready to begin!



STEP 2:


Let students move around the room and complete each station. There are phonics-based centers at each station. They can be completed in any order. All stations include a variety of contraction activities with multiple versions to choose from. You can choose just a few for students to complete or use all 10. This is up to the teacher and the amount of time you'd like to fill.

Optional Recording Sheet

When a student finishes a center, you sign that spot on their recording sheet to keep track of what they've completed.

Freedom to choose.

Students can work in partners, rotations, groups, or independently. Your choice!





STEP 3:

When students finish all activities you've assigned, they win! You can give them the included certificate, coloring page, or a small prize of your choice.

A shopping guide is also included to give you suggestions of optional "extras" you could add in.

Remember:

Anything different from a "normal" day in the classroom is special to students! A reward at the end isn't required during a classroom transformation.



STEP 4:

Most of the time, there are early finishers. These kiddos get to go around the room and read fun facts about the topic! No one is ever bored.

Choose from 3 versions!

Digital Scavenger Hunt

Let students "find" the facts on Google Slides

Printable Facts

Hang facts around room

QR Codes


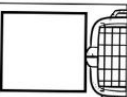

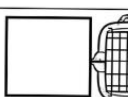




Students scan to read fun facts



7 PHONICS-BASED READING ACTIVITIES:


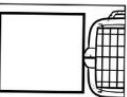






Name: _____

VET PUZZLES

 are+not		 had+not	
 can+not		 has+not	

Name: _____

VET PUZZLES

 are not		 had not	
 can not		 has not	

THIS OR THAT?

Circle the correct way to break up each contraction in each row.

A. I'd adopt another puppy if we had more space.	I would	I had
B. It'll take awhile for the new pet to settle	It is	It will
F. I'll take the dog for a walk this evening.	I will	I am
G. Can't your dog wait patiently while	Can have	Can not

THIS OR THAT?

Circle the correct contraction in each row.

A. I would adopt another puppy if we had more space.	I'd	I've
B. It will take awhile for the new pet to settle in.	It's	It'll
C. Does not your hamster need	Doesn't	Does'd
F. I will take the dog for a walk this evening.	I'll	I'm
G. Can not your dog wait patiently while we get ready?	Can've	Can't
H. You would love	You're	You'd





Name: _____

Vet Pairs

1.  he is	2.  does not	N.  he'd	R.  doesn't
3. 	4. 	A. 	H. 

Name: _____

Vet Pairs

1.  he is	2.  does not	N. He'd never seen a snake so big in his life.	R. The healthy pup doesn't need to go to the vet.
3. 	4. 	A. They're a loud pack	H. She's a very bad cat

COLOR BY CODE

Color each word according to the key.

'd	they would	you have	's
		where	

COLOR BY CODE

Color each word according to the key.

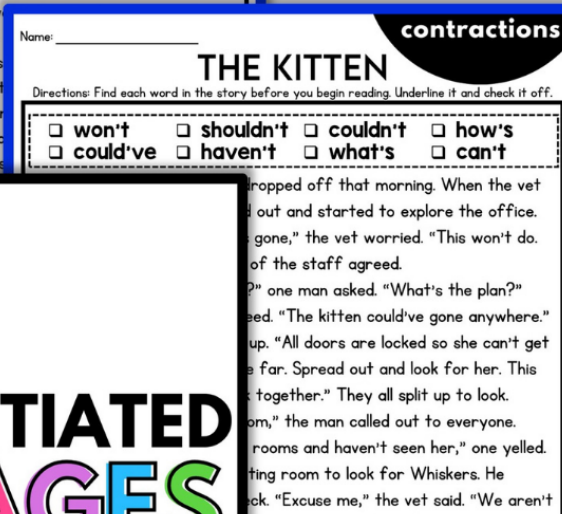
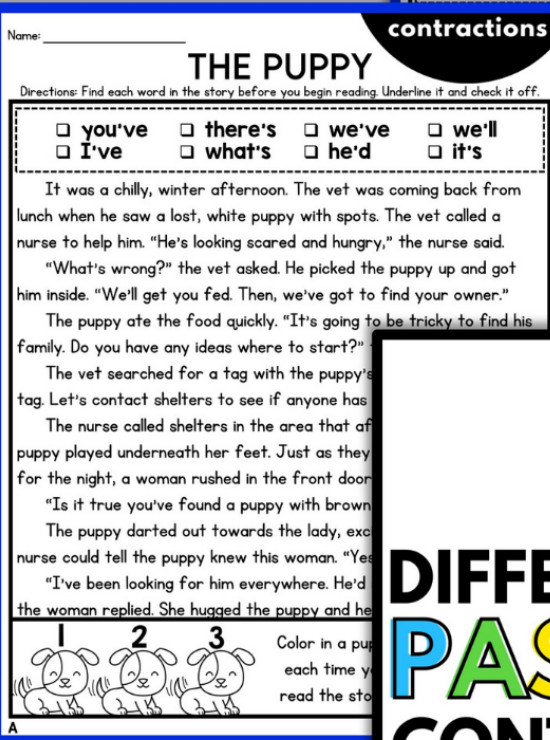
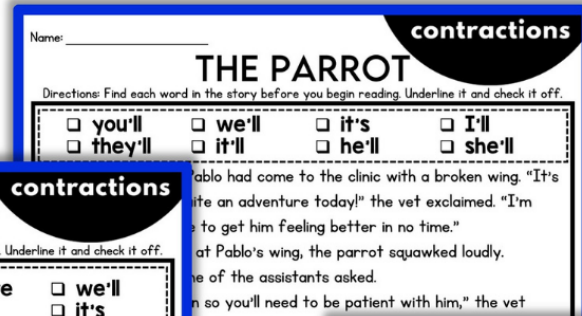
'd	I would
blue	

focuses on:

- contractions
- NOT contractions
- phoneme blending
- words and sentences
- putting contractions together
- splitting contractions apart
- 'm, 'll, n't, 's, 've 're, 'd

3 DECODABLE PASSAGES:

- **8 focus words** in each story
- **2 versions** of each story
- **reading comprehension questions** to go with each story



**DIFFERENTIATED
PASSAGES
CONTRACTIONS**



**focuses on:
Contractions**

2 Versions of Every Passage

To Make Differentiation Easy!

Name: _____

THE PUPPY

Directions: Find each word in the story before you begin reading. Underline it and check it off.

<input type="checkbox"/> you've	<input type="checkbox"/> there's	<input type="checkbox"/> we've	<input type="checkbox"/> we'll
<input type="checkbox"/> I've	<input type="checkbox"/> what's	<input type="checkbox"/> he'd	<input type="checkbox"/> it's

It was a chilly, winter afternoon. The vet was coming back from lunch when he saw a lost, white puppy with spots. The vet called a nurse to help him. "He's looking scared and hungry," the nurse said. "What's wrong?" the vet asked. He picked the puppy up and got him inside. "We'll get you fed. Then, we've got to find your owner." The puppy ate the food quickly. "It's going to be tricky to find his family. Do you have any ideas where to start?" the nurse asked. The vet searched for a tag with the puppy's name. "There's no tag. Let's contact shelters to see if anyone has reported him missing." The nurse called shelters in the area that afternoon while the puppy played underneath her feet. Just as they were about to close for the night, a woman rushed in the front door. "Is it true you've found a puppy with brown spots?" she asked. The nurse could tell the puppy knew this woman. "Yes," the nurse smiled. "I've been looking for him everywhere. He'd ran off. Thank you!" the woman replied. She hugged the puppy and headed out the door.

1 2 3 Color in a puppy each time you read the story.

Name: _____

THE PUPPY

Directions: Find each word in the story before you begin reading. Underline it and check it off.

<input type="checkbox"/> you've	<input type="checkbox"/> there's	<input type="checkbox"/> we've	<input type="checkbox"/> we'll
<input type="checkbox"/> I've	<input type="checkbox"/> what's	<input type="checkbox"/> he'd	<input type="checkbox"/> it's

It was a chilly afternoon in the middle of winter. The veterinarian was coming back from a lunch break when he spotted a small, lost puppy in the parking lot. He had white fur with brown spots. He'd clearly been away from home for some time. The vet called one of his nurses outside to help him catch the puppy. "He's looking scared and hungry," the nurse said. "What's wrong, little guy?" the vet asked gently. He was able to pick the puppy up and carry him inside. "We'll get you some food and water first. Then, we'll see who you belong to," The vet said to the dog. The puppy ate up the food quickly. "It's going to be tricky to find his family. Do you have any ideas where to start?" the nurse asked. The vet began to search for a tag to tell him the puppy's name. "There's no tag, but we've got a few options. Let's contact a few shelters to see if anyone has reported him missing." The nurse called several shelters in the area that afternoon while the puppy played underneath her feet. Just as they were about to close for the night, a woman rushed in the front door. "Is it true you've found a puppy with brown spots?" she asked. The puppy darted out towards the lady, excited to see her. The nurse could tell the puppy knew this woman. "Yes, we found him in the parking lot," she smiled. "I've been looking for him everywhere. Thank you so much!" the woman replied.

1 2 3 Color in a puppy each time you read the story.

Name: _____

THE PUPPY

Directions: Answer each question below.

1. What did the puppy look like?
A. Black with brown spots.
B. Brown with white spots.
C. White with brown spots.
D. Gray with black spots.

2. How did they start looking for the owner?
A. They went walking down the street.
B. They called their neighbors.
C. They took the puppy to the store.
D. They searched for the puppy's name tag.

3. Why did they call other shelters?
A. To see if the puppy was reported missing.
B. To see who would adopt the puppy.
C. To see if they could buy a puppy.
D. To see if they could get a second puppy.

4. Break up each contraction into 2 words.
1. you've _____
2. we've _____
3. there's _____
4. what's _____
5. we're _____
6. he'd _____
7. we'll _____
8. it's _____

5. Why do you think the nurse could tell the puppy knew the woman? Explain in a complete sentence.

6. Put the events below in sequential order from 1-5. Write a number on each paw print.
1. They brought the puppy inside and fed him.
2. A woman came into the shelter and took the puppy home.
3. They called other shelters to see if a puppy was reported missing.
4. The vet found a lost puppy and called a nurse to help him.
5. They searched for a tag with the puppy's name.

Name: _____

WRITE A SENTENCE

There is a contraction and a noun above each box. Write a sentence that includes both words in each box.

you've	puppy
there's	food
it's	nurse
we'll	dog

Name: _____

YES OR NO?

Directions: Color a checkmark or X to show if the word has been broken up correctly.

you've	you • have	we've	we • have
I've	I • went	he'd	he • had
there's	there • wasn't	we'll	we • could
what's	what • is	it's	it • would

Directions: Read each sentence. Decide if the word has been used correctly or incorrectly. Put a check or X.

1. We'll go to the park and see the birds after dinner. ☐ He'd taken his rabbit to the vet twice already. ☐ I've going to the park later outside? ☐ It's time you got another kitten!

2. You've found him for me! ☐ We've a yellow spot on the hamster's back. ☐ What's pet the dog enough today.

Name: _____

CUT AND PASTE

Directions: Cut out each contraction and glue it with the words it goes with.

you have	I have	there is	what is
we have	he had	we will	it is
there's	it's	we've	I've
we'll	you've	what's	he'd

Name: _____

FILL IN THE BLANK

Read each sentence. Use a word from the word bank to fill in each blank.

1. I heard _____ a puppy next door.

2. Tell me, _____ the dog's name?

3. _____ got to see how cute the pup is!

4. We promise _____ look after the dog!

5. _____ got to go feed my pets.

6. _____ adopted so many pups into our family.

7. _____ taken good care of his dog.

8. _____ time to feed the dog.

WORD BANK

we'll	he'd	you've	we've
what's	I've	it's	there's

Name: _____

FILL IT IN

Write the real contractions inside the puppy. Cross out the contractions that are not real.

1. I've

2. we've

3. you've

4. he'd

5. there's

6. what's

7. it's

8. we'll

9. he'd

10. there's

Each passage comes with
6 worksheets to choose from
to practice each skill.

2 VERSIONS:

**7 high-interest centers & activities
in 2 formats: hands-on & no prep!**

Hands-On Centers



The Hands-On Centers activity consists of four cards, each featuring a cartoon cow head on the left and a yellow circle with a black outline on the right. The cards are arranged in a 2x2 grid. Each card contains a sentence with a blank space for a word or phrase, and the yellow circle contains the correct word or phrase. The cards are labeled A, B, C, and D in the top right corner.


- A. I would I'd adopt another puppy if we had more space. I had
- B. It is It'll take awhile for the new pet to settle in. It will
- C. Does not Doesn't your hamster need more space to run? Does have
- D. They are They're taking their dog for a walk in the park. They have

THE LIFETIME LEARNER

You can use the "Hands-On Centers" where students can manipulate & move pieces around.

These are easy to laminate and can be reused for years to come.

No-Prep Printables



The No-Prep Printables activity is a worksheet titled "THIS OR THAT?" with the instruction "Circle the correct way to break up each contraction in each row." It contains a table with 10 rows (A-J) and 3 columns of contractions. Each contraction is followed by two circles for the student to circle the correct way to break it up.

	Contraction	Circle 1	Circle 2
A.	I'd adopt another puppy if we had more space.	I would	I had
B.	It'll take awhile for the new pet to settle in.	It is	It will
C.	Doesn't your hamster need more space to run?	Does not	Does have
D.	They're taking their dog for a walk in the park.	They are	They have
E.	Where's your turtle that was in the tank earlier?	Where is	Where has
F.	I'll take the dog for a walk this evening.	I will	I am
G.	Can't your dog wait patiently while we get ready?	Can have	Can not
H.	You'd love this rescue cat; it's so friendly.	You had	You would
I.	We'll have to set up a bigger cage for the guinea pigs.	I would	We will
J.	She's training her dog to fetch the ball in the yard.	She is	She has

Name: Dave


THE LIFETIME LEARNER

Or, you can use the "No-Prep Printables" where you simply print and go!

Some teachers use BOTH together!


CENTER 1

Color by Code







Students color in the picture using their phonic skills.

- 4 Versions:
- Less Spaces: Base Words
 - Less Spaces: Contractions
 - More Spaces: Base Words
 - More Spaces: Contractions



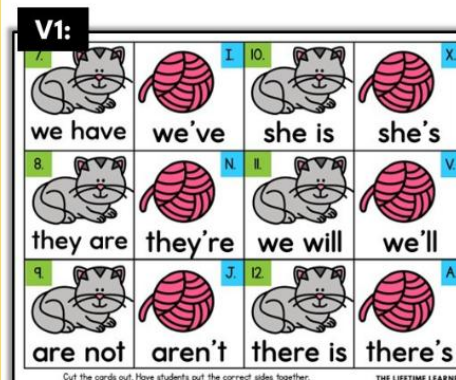
CENTER 2

Pairs Activity



Students put the two sides together to form each word.

2 VERSIONS:



Version 1:
Words



Version 2:
Sentences

CENTER 3

4 Piece Puzzles

1. I'm a little nervous about taking my lizard to the vet for the first time.



I am

I'm

2. They'd been worried about their cat's limp before the vet look at him.



they

had they'd

Students put each puzzle together.

2 VERSIONS:

V1:

1. I'm a little nervous about taking my lizard to the vet for the first time.



I am I'm

2. They'd been worried about their cat's limp before the vet look at him.



they had they'd

Version 1:
Easier

V2:

1. I'm a little nervous about taking my lizard to the vet for the first time.



I am I'm

2. They'd been worried about their cat's limp before the vet look at him.



They had they'd

Version 2:
Harder

CENTER 4

Fill in the Blank

#1
_____ day
dog
adopting
the second.



She'd



#4
_____ been
teaching his dog to
do new tricks all
week.



A. He's



#2
_____ your
parrot love to
mimic the doorbell?



G. Doesn't



#5
_____ your cat
be upset if your
bring home
another pet?



I. Won't



#3
_____ your cat
doing up on the
counter?



J. What's



#6
_____ teaching
my hamster how to
run through a
maze.



K. I'm



Students match up the task cards that go together.

2 VERSIONS:

V1:

#1
_____ already
trained her dog
before adopting
the second.



M. She'd



#2
_____ your
parrot love to
mimic the doorbell?



G. Doesn't



V2:

#1
She'd already
trained her dog
before adopting
the second.



M. She had



#2
Doesn't your parrot
love to mimic the
doorbell?



G. Does not



Version 1:
Fill In the Blank

Version 2:
Break It Up

















CENTER 5

This or That?

	 I would if we had more space.	 I had	
	 It'll take awhile for the new pet to settle in.	 It will	
	 Doesn't your hamster need more space to run?	 Does have	
	 They're taking their dog for a walk in the park.	 They have	

Students put a checkmark on the side
with the correct answer.

2 VERSIONS:

V1:	 I would if we had more space.	 I had	V2:	 I'd puppy if we had more space.	 I've
	 It is It'll take awhile for the new pet to settle in.	 It will		 It's It will take awhile for the new pet to settle in.	 It'll
	 Does not Doesn't your hamster need more space to run?	 Does have		 Doesn't Does not your hamster need more space to run?	 Does'd
	 They are They're taking their dog for a walk in the park.	 They have		 They're They are taking their dog for a walk in the park.	 They've

Version 1:
Break It Up

Version 2:
Choose Contraction

CENTER 6

Sorting Game

	 I had
	 'd
	 're

A  you will

B  they are

C  that was

D  could not

E  she would

F  he is

G  when has

H  we would

I  you will







J  you had






K  it will

L  it will


Students sort each card onto the correct mat.


2 VERSIONS:


V1:		 I have	 they have
		 've	


V2:	Make 4 words that end in:	 I have	
		 they have	

Version 1:
Easy (Place the Contractions)

 you will

 they are

 that was

 could not

Version 2:
Hard (Form Contractions)

 did

 you

 I


 they

 we

 where

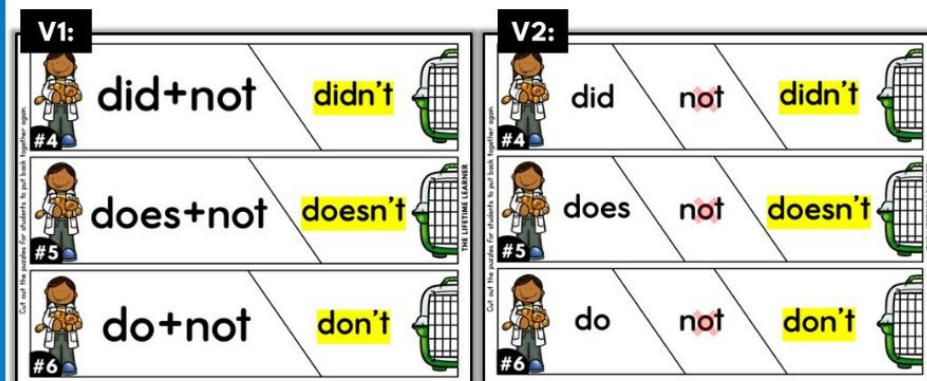
CENTER 7

"Not" Puzzles



Students put each 2-piece puzzle together.

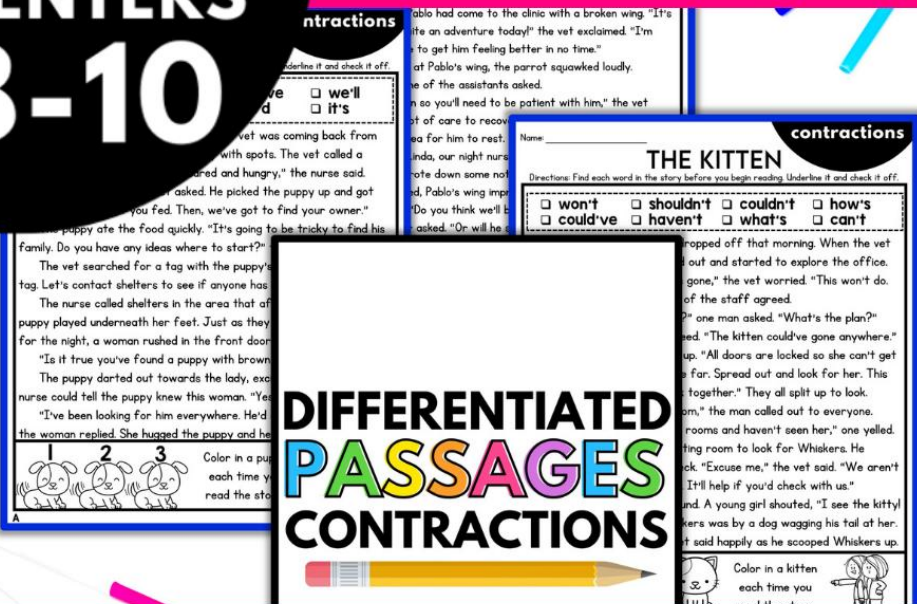
2 VERSIONS:



Version 1:
2 Piece Puzzle

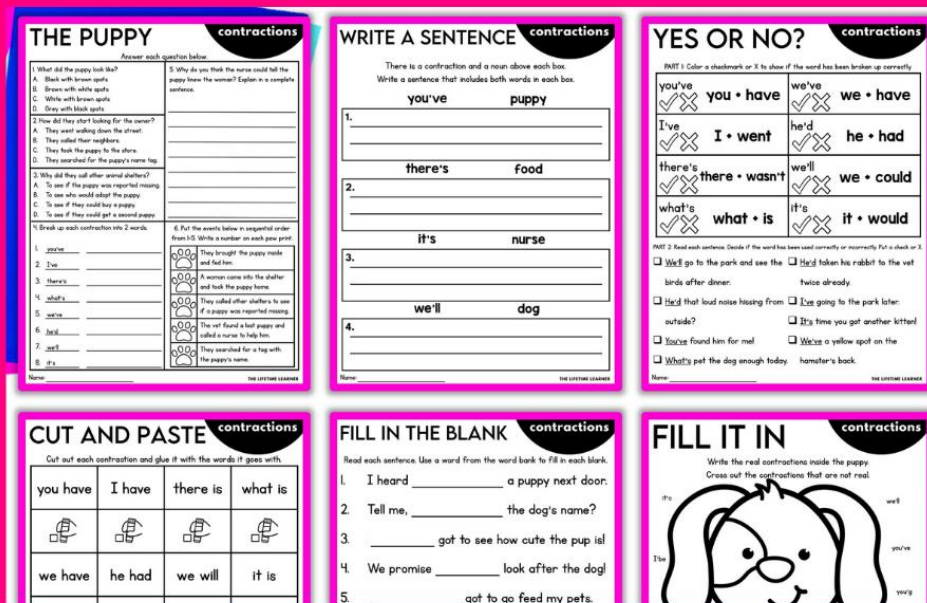
Version 2:
3 Piece Puzzle

CENTERS 8-10



DIFFERENTIATED PASSAGES CONTRACTIONS

3 Phonics-Based Passages

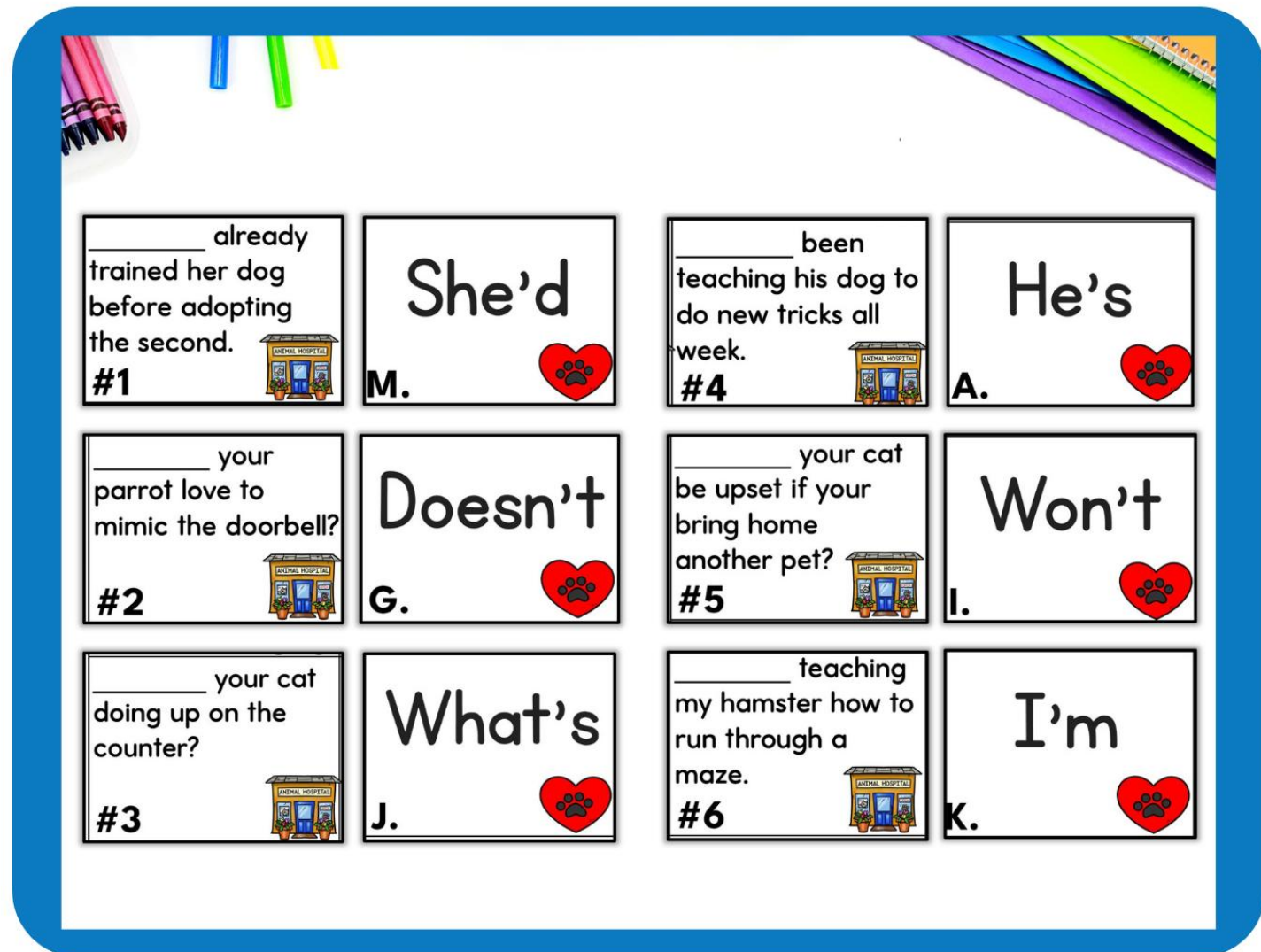


6 Worksheets for Every Passage

HOW TO USE THIS:

Ideas for Implementation:

- pick and choose the centers you want to use: do what works best for your class!
- give less than 10 centers to students if you are short on time
- give students the whole day to complete all 10 centers/activities OR spread the room transformation out over a couple of days
- use the hands-on centers during your room transformation and the no-prep printables as a review during your reading block



PRINT & DIGITAL



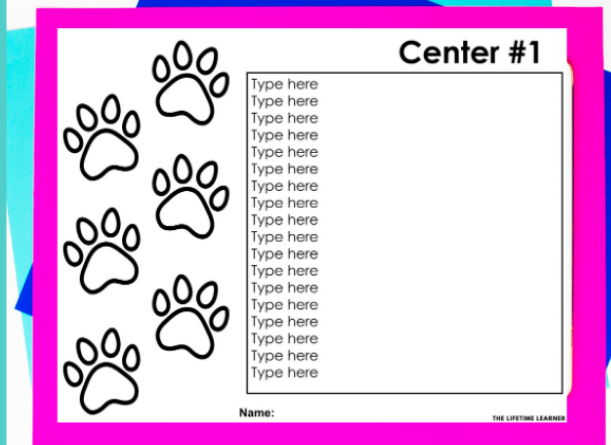
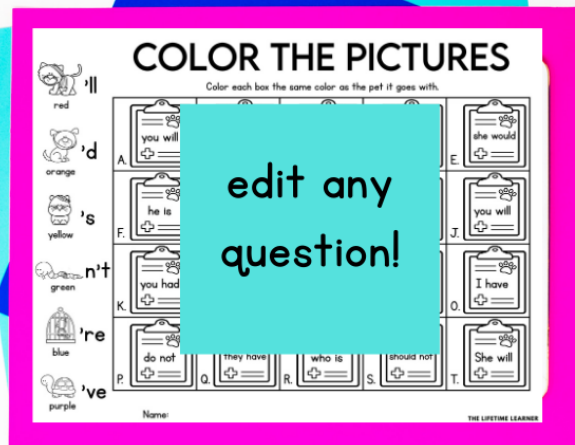

Print & Go



Google Slides

There is a digital version of the
no-prep printables!

The no prep printable questions are **100% editable!**



10 Pre-Made
Centers
(Print & Go)

10 Pre-Made
Centers:
Editable Version

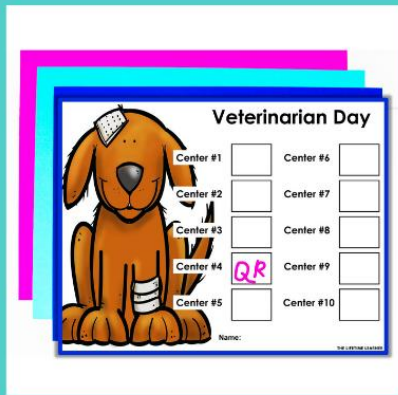
10 Blank Centers
To Add Your
Own Content

3 Versions Included

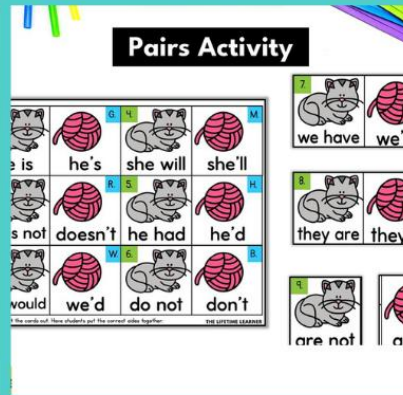
WHAT'S INCLUDED?



10 Color
& B/W Posters




Recording
Sheets



7 Hands On
Centers



7 No Prep
Printables



3 Decodable
Passages



Printable
Hats



Name
Tags



Coloring
Page



Folder
Insert



Decor
Posters

keep scrolling to see more!

WHAT'S INCLUDED?



Welcome
Slide



Editable
Versions



Banner




Certificate



Shopping
Guide



Admission
Tickets



Digital
Version



Answer
Keys



QR Codes



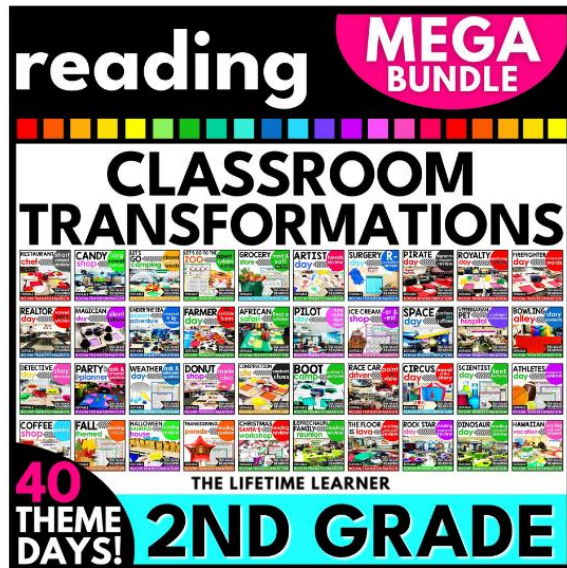
Fun Facts

jam-packed with fun, rigor, and engagement!

other resources this pairs well with:

Differentiate by grabbing reading for multiple grade levels!

Or, add in some math to your themed learning day!



When you purchase a Mega Bundle, you save 50% off the price of the individual resources!

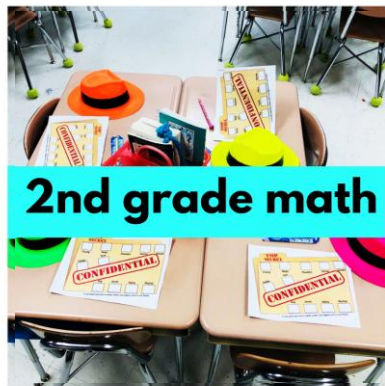


classroom transformations

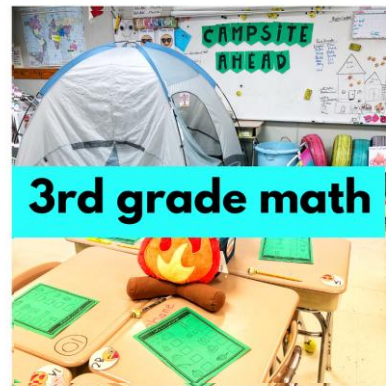
low prep, fun, and engaging!



1st grade math



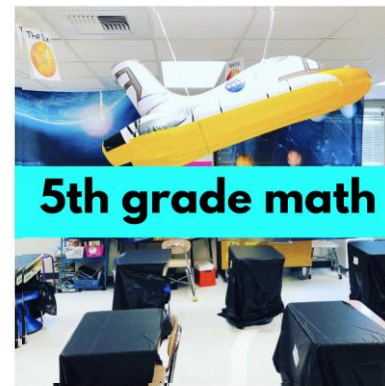
2nd grade math



3rd grade math



4th grade math



5th grade math



kindergarten math

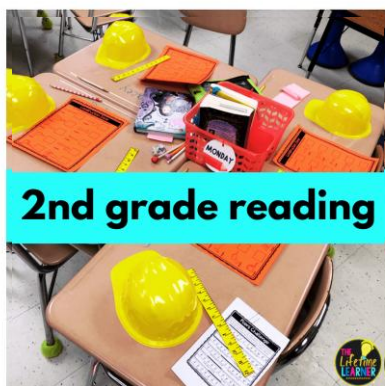
K-5 MATH & READING



kindergarten reading



1st grade reading



2nd grade reading



GR 3-5 reading
comprehension



3-5 reading
add-on packs



alphabet letters

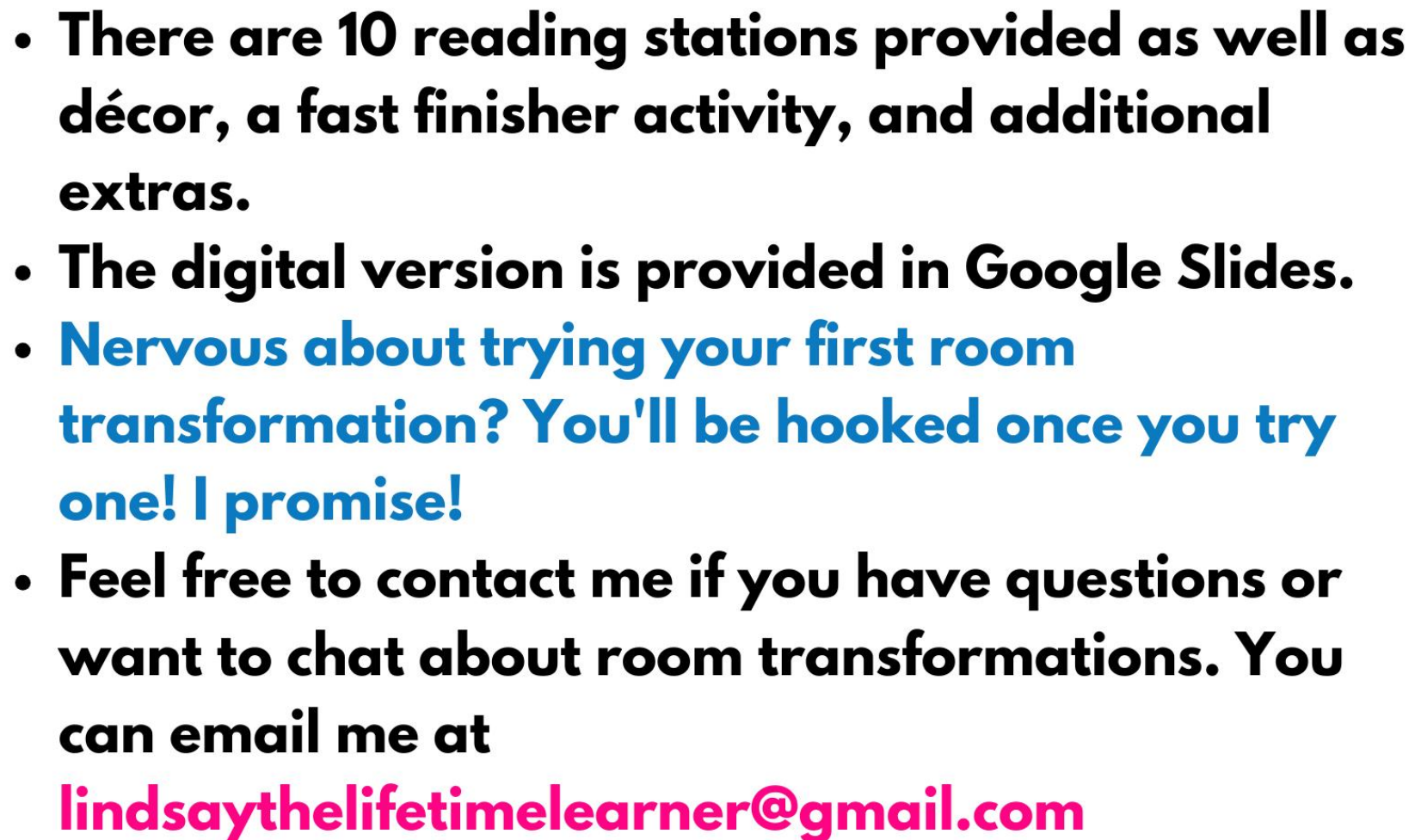
THE LIFETIME LEARNER'S CLASSROOM TRANSFORMATIONS ARE:

1. Engaging to Students
2. Classroom Tested (and Student-Approved)
3. Print and Digital Compatible
4. Jam-Packed with Content
5. Aligned to Reading Standards
6. Easy to Implement
7. Flexible for Every Classroom
8. Versatile Ways to Reward Students
9. Rigorous Student Learning Activities

All content is included so you can simply **print**
and get ready for an **AMAZING** experience
with your students!



Please Note:

- 
- There are 10 reading stations provided as well as décor, a fast finisher activity, and additional extras.
 - The digital version is provided in Google Slides.
 - **Nervous about trying your first room transformation? You'll be hooked once you try one! I promise!**
 - Feel free to contact me if you have questions or want to chat about room transformations. You can email me at **lindsaythelifetimelearner@gmail.com**