

WHAT IS THIS?

It's a low-prep room transformation!



Use the 10 phonics-based stations, included decor, and more for a fun & easy room transformation!



This themed learning day has 10 stations that all practice open 1-2 syllable words in a variety of ways. You can use 1, 5, or all 10--it's flexible!

Room transformations can be stress-free and low-prep.

Keep scrolling to learn how!



Let's start with the basics...

What is a classroom transformation?

A classroom transformation changes your room into a certain setting or theme to engage students in their own learning with rigorous content.



Donut Shop Day



Rock Star Day



Camping Day

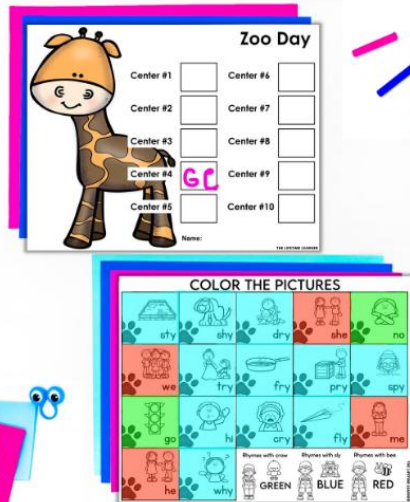
You don't have to spend hours of your time setting up a room transformation or spend lots of money to make it **SO MUCH FUN!**

STEP 1:



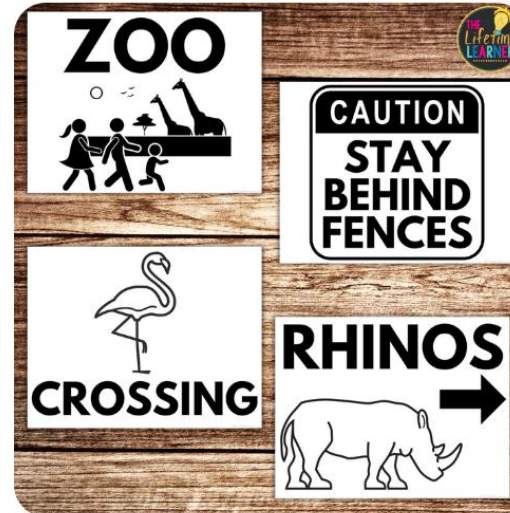
Tell your class they are at the zoo today!

They will complete open syllable activities set up around the room. You can do this for a day, a few days, or over the course of a week!



Flexibility is key.

Need to modify? No problem!
Choose how many centers students will need to complete and what time frame they have to meet YOUR needs.



Set-up is quick and easy.

Simply print the posters, 10 activities, and a recording sheet for each student. Place them around your room and you're ready to begin!



STEP 2:


Let students move around the room and complete each station. There are phonics-based centers at each station. They can be completed in any order. All stations include a variety of open syllable activities with multiple versions to choose from. You can choose just a few for students to complete or use all 10. This is up to the teacher and the amount of time you'd like to fill.

Optional Recording Sheet

When a student finishes a center, you sign that spot on their recording sheet to keep track of what they've completed.

Freedom to choose.

Students can work in partners, rotations, groups, or independently. Your choice!



STEP 3:

When students finish all activities you've assigned, they win! You can give them the included certificate, coloring page, or a small prize of your choice.

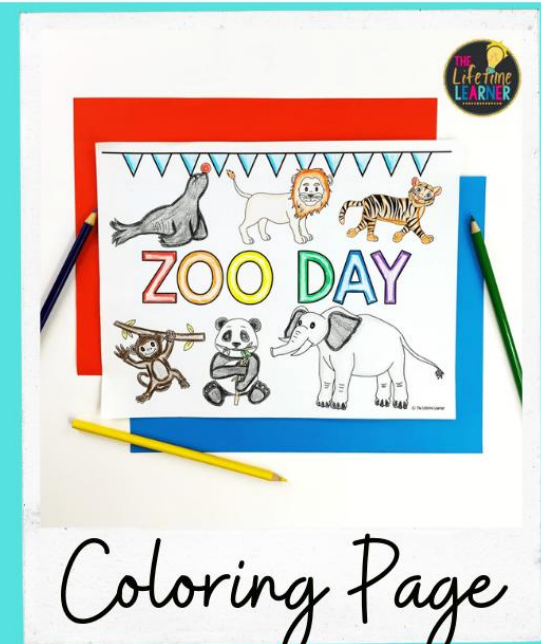
A shopping guide is also included to give you suggestions of optional "extras" you could add in.

Remember:

Anything different from a "normal" day in the classroom is special to students! A reward at the end isn't required during a classroom transformation.



Certificate



Coloring Page



In Action Pic



Prize

STEP 4:

Most of the time, there are early finishers. These kiddos get to go around the room and read fun facts about the topic! No one is ever bored.

Choose from 3 versions!

Digital Scavenger Hunt

Let students "find" the facts on Google Slides

Printable Facts

Hang facts around room

QR Codes



Students scan to read fun facts



7 PHONICS-BASED READING ACTIVITIES:



Name: _____

3 CHOICES

1. 	I saw a <u>vampire</u> walking in the dark!	What do you think is <u>inside</u> the box?	The match will <u>ignite</u> when I light it.	5. 	My mom says it is <u>bedtime</u> so I go to sleep.	The match will <u>ignite</u> when I light it.	I tell a <u>secret</u> to my pal.
--	---	---	---	--	--	---	-----------------------------------

Name: _____

3 CHOICES

1. What do you think is <u>inside</u> the box?				5. My mom says it is <u>bedtime</u> so I go to sleep.			
--	---	---	---	---	---	---	---


SPOT THE DIFFERENCES

- ☐ The water is frozen since it is so cold.
- ☐ The lion has two cubs.
- ☐ A rhino is up on the hill.



SPOT THE DIFFERENCES

- | | |
|---------------------------------|--------------------------------|
| <input type="checkbox"/> frozen | <input type="checkbox"/> hippo |
| <input type="checkbox"/> lion | <input type="checkbox"/> boa |
| <input type="checkbox"/> rhino | <input type="checkbox"/> lemur |
| <input type="checkbox"/> emu | <input type="checkbox"/> acorn |



WORD SEARCH







WORD SEARCH

	<h2>WORD SEARCH</h2>				
I see an 	The 	My 	Four plus	I got a 	

THIS OR THAT?

Circle the correct picture in each pair.

1. over			5. giant		
---------	--	--	----------	--	--

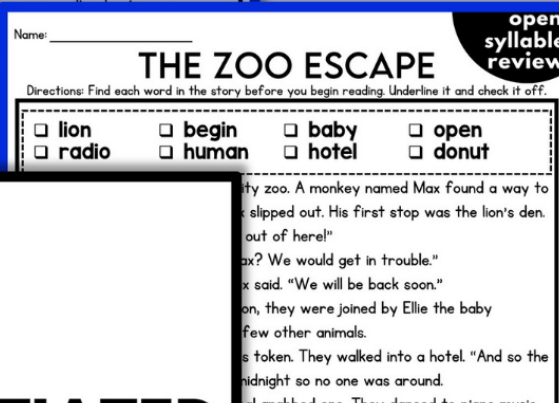
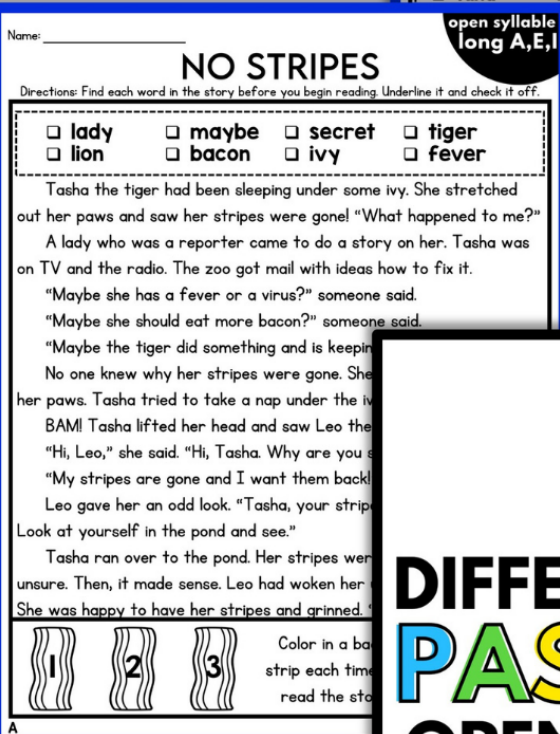
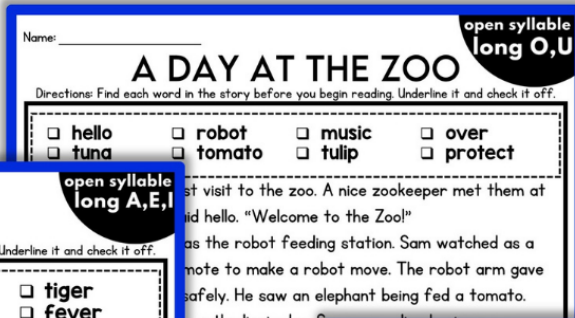
THIS OR THAT?

Circle the correct picture in each pair.

1. He hops over the lily pad.	<p>focuses on:</p> <ul style="list-style-type: none"> • blending sounds into words • open syllable words • 1-2 syllable words • CV VC Words • VV Words • V CV and VC V Words • rhyming words
2. Ten minus two is eight.	
3. I get dizzy.	

3 DECODABLE PASSAGES:

- **8 focus words** in each story
- **2 versions** of each story
- **reading comprehension questions** to go with each story



**DIFFERENTIATED
PASSAGES
OPEN SYLLABLE**



**focuses on:
Open Syllable
Long A, E, I
Long O & U**

2 Versions of Every Passage

To Make Differentiation Easy!

Name: _____

NO STRIPES open syllable long A,E,I

Directions: Find each word in the story before you begin reading. Underline it and check it off.

<input type="checkbox"/> lady	<input type="checkbox"/> maybe	<input type="checkbox"/> secret	<input type="checkbox"/> tiger
<input type="checkbox"/> lion	<input type="checkbox"/> bacon	<input type="checkbox"/> ivy	<input type="checkbox"/> fever

Tasha the tiger had been sleeping under some ivy. She stretched out her paws and saw her stripes were gone! "What happened to me?"

A lady who was a reporter came to do a story on her. Tasha was on TV and the radio. The zoo got mail with ideas how to fix it.

"Maybe she has a fever or a virus?" someone said.

"Maybe she should eat more bacon?" someone said.

"Maybe the tiger did something and is keeping it a secret?"

No one knew why her stripes were gone. She put her head down her paws. Tasha tried to take a nap under the ivy.

BAMI Tasha lifted her head and saw Leo the Lion looking at her. "Hi, Leo," she said. "Hi, Tasha. Why are you so upset?" he asked.

"My stripes are gone and I want them back!" she began to cry.

Leo gave her an odd look. "Tasha, your stripes are not missing. Look at yourself in the pond and see."

Tasha ran over to the pond. Her stripes were there! She was unsure. Then, it made sense. Leo had woken her up from a bad dream. She was happy to have her stripes and grinned. "It was all a dream."

1 2 3 Color in a bacon strip each time you read the story.

A THE LIFETIME LEARNER

Name: _____

NO STRIPES open syllable long A,E,I

Directions: Find each word in the story before you begin reading. Underline it and check it off.

<input type="checkbox"/> lady	<input type="checkbox"/> maybe	<input type="checkbox"/> secret	<input type="checkbox"/> tiger
<input type="checkbox"/> lion	<input type="checkbox"/> bacon	<input type="checkbox"/> ivy	<input type="checkbox"/> fever

It was a sunny day in the zoo. Tasha the tiger had been sleeping under some ivy. She woke up feeling lazy. She stretched out her paws and saw her stripes were gone! "What happened to me?"

A zookeeper picked up the phone when he saw Tasha. A lady who was a reporter came to do a story on the missing stripes. Tasha was on the TV and the radio. Humans came from all over to see. The zoo got a lot of mail with ideas how to fix it.

"Maybe she has a fever or a virus?" someone said. But Tasha was not sick.

"Maybe she should eat more bacon?" someone said. But Tasha was eating lots of meat. She had not changed her diet.

"Maybe the tiger did something and is keeping it a secret?" someone said.

Tasha felt like she was going crazy. No one knew why her stripes were gone. She put her head down on her paws. Tasha tried to take a nap under the ivy.

BAMI Tasha lifted her head and saw Leo the Lion looking at her. "Hi, Leo," she said sadly. "Hi, Tasha. Why are you so upset?" he asked.

"My stripes are gone and I want them back!" she almost began to cry.

Leo gave her an odd look. "Tasha, your stripes are not missing. Look at yourself in the pond and see."

Tasha ran over to the pond and peered in. Her stripes were there! She was confused. Then, she understood. Leo had woken her up from a bad dream. She was happy to have her stripes and grinned at Leo. "It was all just a dream. Thanks, Leo!"

1 2 3 Color in a bacon strip each time you read the story.

B THE LIFETIME LEARNER

Name: _____

NO STRIPES open syllable long A,E,I

Answer each question below.

1. Why did the reporter come to the zoo?
A. To eat more bacon.
B. To see Leo the lion.
C. To take a pic of the ivy.
D. To do a story on Tasha.

2. What else did the zoo NOT receive?
A. Tasha should eat more bacon.
B. Tasha needs to sleep more.
C. Tasha has a fever or virus.
D. Tasha has a secret.

3. Where does Tasha go to see her stripes?
A. The reporter.
B. The ivy.
C. The zoo.
D. The pond.

4. Write the words you underlined in the story in alphabetical order on the lines below.

1. _____ 5. _____
2. _____ 6. _____
3. _____ 7. _____
4. _____ 8. _____

5. How did Tasha feel about losing her stripes? Describe how you know this in a complete sentence.

6. Find each word's synonym. Write the correct in alphabetical order on the lines below.

lady	hidden
lion	king of jungle
maybe	thess
bacon	striped cat
secret	meat
ivy	woman
tiger	vine
fever	perhaps

THE LIFETIME LEARNER

Name: _____

CAN YOU SPOT IT? open syllable long A,E,I

Look at the picture. Find each word and color it the correct color.

red	bacon	blue	fever
orange	tiger	purple	maybe
yellow	lady	pink	ivy
green	secret	gray	lion

1. I want lion for breakfast. 2. I met a nice bacon at school.

3. Did you hear the lady roar? 4. You need to keep my secret.

5. My sister had a fever last night. 6. Maybe, I'll be a reporter.

7. Ivy grows on the rock. 8. when I grow up.

THE LIFETIME LEARNER

Name: _____

YES OR NO? open syllable long A,E,I

PART 1 Color a shadowmark or X to show if the word matches the picture correctly.

tiger	bacon
secret	lady
fever	ivy
lion	maybe

PART 2 Read each sentence. Decide if the word has been used correctly or incorrectly. Put a check or X.

1. I want lion for breakfast. 2. I met a nice bacon at school.

3. Did you hear the lady roar? 4. You need to keep my secret.

5. My sister had a fever last night. 6. Maybe, I'll be a reporter.

7. Ivy grows on the rock. 8. when I grow up.

THE LIFETIME LEARNER

Name: _____

CUT AND PASTE open syllable long A,E,I

Cut out each definition and glue it with the word it goes with.

lion	bacon	fever	maybe
tiger	lady	secret	ivy

1. Something you don't want others to know. 2. A big, strong cat with orange fur and stripes. 3. A type of meat that comes from a pig. 4. When you are unsure.

5. A big, strong cat with a mane. 6. A small, green plant that is like a vine. 7. When your body gets hot while you are sick. 8. Another word for a woman.

THE LIFETIME LEARNER

Name: _____

FILL IN THE BLANK open syllable long A,E,I

Read each sentence. Use a word from the word bank to fill in each blank.

1. I think _____ I'll have pizza.

2. The _____ grows on the wall.

3. A nice _____ gave us cookies.

4. I have a _____ surprise.

5. Her skin is hot from a _____.

6. The _____ has black stripes.

7. I like _____ with my eggs.

8. The _____ has a fluffy mane.

WORD BANK

lady	maybe	secret	tiger
lion	bacon	ivy	fever

THE LIFETIME LEARNER

Name: _____

ALL MIXED UP open syllable long A,E,I

Unscramble the letters to write each word correctly.

aocbn	inol
evfre	estcre
rigte	dyla
myaeb	yiv

WORD BANK

lady	maybe	secret	tiger
lion	bacon	ivy	fever

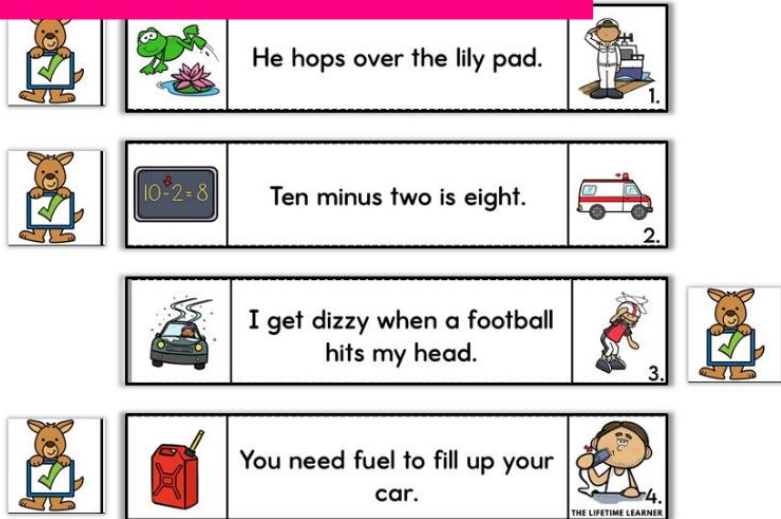
THE LIFETIME LEARNER

Each passage comes with
6 worksheets to choose from
to practice each skill.

2 VERSIONS:

7 high-interest centers & activities
in 2 formats: hands-on & no prep!

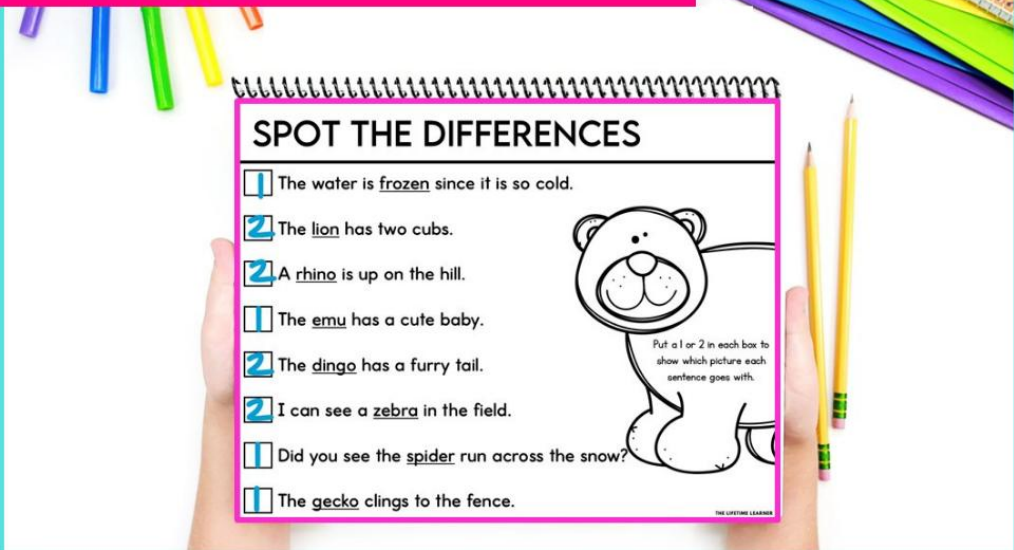
Hands-On Centers



You can use the "Hands-On Centers" where students can manipulate & move pieces around.

These are easy to laminate and can be reused for years to come.

No-Prep Printables














Or, you can use the "No-Prep Printables" where you simply print and go!

Some teachers use BOTH together!









CENTER 1









This or That?

		He hops over the lily pad.		1.
	$10 - 2 = 8$	Ten minus two is eight.		2.
	I get dizzy when a football hits my head.			3.
		You need fuel to fill up your car.		4.

Students put a checkmark on the side with the correct answer.

2 VERSIONS:

V1: 	A tall giant will tower over me.		5.
	The road is icy so drive slowly.		6.
	The cacti does not need a lot of water.		7.
	He is in the Navy right now.		8.

V2: 	giant		5.
	icy		6.
	cacti		7.
	Navy		8.

Version 1:
Sentences

Version 2:
Words





CENTER 2





Spot the Differences

	
 A The water is frozen since it is so cold.	 B The lion has two cubs.
 D The emu has a cute baby.	 C A rhino is up on the hill.

Students decide if each sentence goes with Picture 1 or Picture 2.

2 VERSIONS:

V1: 	The dingo has a furry tail.
	F I can see a zebra in the field.
	G Did you see the spider run across the snow?
	H The gecko clings to the fence.

V2: 	dingo
	F zebra
	G spider
	H gecko

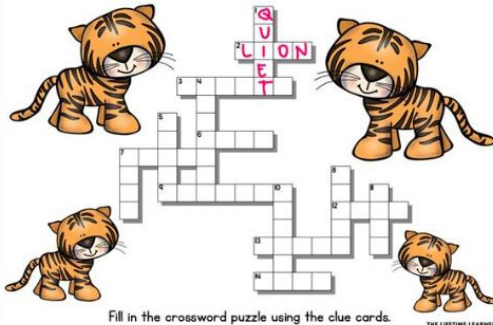
Version 1:
Sentences

Version 2:
Words

CENTER 3

Crossword Puzzle

CROSSWORD PUZZLE



4 DOWN ↓
I like to eat _____ with red sauce and cheese.

6 ACROSS →
The girl has an _____ of what to do.

7 ACROSS →
My favorite musical instrument is the _____.

_____s at the top of the hill.

3 ACROSS →
He will _____ a picture on the easel.

1 DOWN ↓
She is shy and very _____.

Fill in the crossword puzzle using the clue cards.

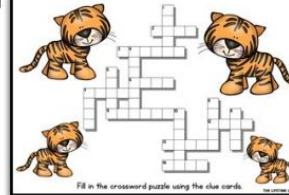
THE LIFETIME LEARNER

Students use the clue cards to fill in the crossword puzzle.

2 VERSIONS:

V1:

CROSSWORD PUZZLE



Fill in the crossword puzzle using the clue cards.

6 ACROSS → 5 DOWN ↓

The girl has an _____ of what to do.

7 ACROSS →
My favorite musical instrument is the _____.

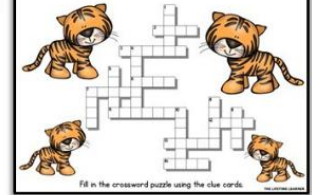
7 DOWN ↓
He likes to make words rhyme so he is a _____.

Cut out the clue cards to use with the crossword puzzle.

Version 1:
No Hint

V2:

CROSSWORD PUZZLE



Fill in the crossword puzzle using the clue cards.

6 ACROSS → 5 DOWN ↓

The girl has an _____ of what to do.

7 ACROSS →
My favorite musical instrument is the _____.

7 DOWN ↓
He likes to make words rhyme so he is a _____.

Cut out the clue cards to use with the crossword puzzle.

Version 2:
First Letter Given as Hint

CENTER 4

Word Search

WORD SEARCH



Find each word in the word search by using the clue cards.

THE LIFETIME LEARNER

I got a fever when I was sick.

When it snows, I am frozen!

A raven is a black bird in the forest.

He lays on the couch and is lazy.

My hero will save the day!

The baby is so small and cute.

Four plus four equals eight.

Students find each word in the word search.

2 VERSIONS:

V1:

WORD SEARCH



Find each word in the word search by using the clue cards.

I write on the paper on the desk.

He listens to music in the car.

The robot can do that for me.

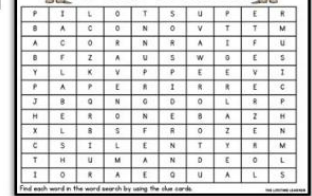
The pilot flies the plane for us.

Cut out the clue cards to use with the word search.

Version 1:
Picture and Word

V2:

WORD SEARCH



Find each word in the word search by using the clue cards.

I write on the _____ on the desk.

He listens to _____ in the car.

The _____ can do that for me.


The _____ flies the plane for us.

Cut out the clue cards to use with the word search.

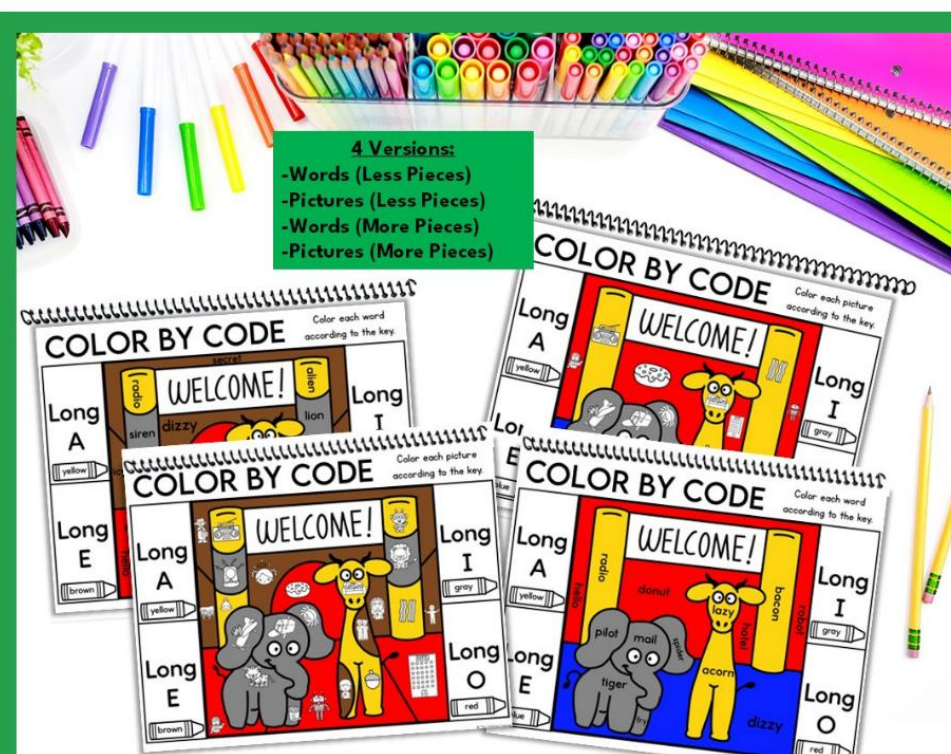
Version 2:
Picture Only

CENTER 5

Color by Code




Students color in the picture using their phonic skills.



CENTER 6


Rhyming Sort




Students sort each card onto the correct mat.

2 VERSIONS:

V1:



V2:






Version 1:
Picture and Word

Version 2:
Word Only




CENTER 7

3 Choices Game




1. What do you think is inside the box?

A.  B.  C. 

2. I like to eat pancakes for breakfast.

A.  B.  C. 

3. A frog is a reptile.

A.  B.  C. 

Students put a hand on each correct answer.

2 VERSIONS:

V1:

5. I am sleepy. It is bedtime so I go to sleep.

A.  B.  C. 

6. I confide in my friend.

A.  B.  C. 

7. I had a cupcake for my birthday.

A.  B.  C. 

8. I dislike vegetables very much.

A.  B.  C. 

V2:

5. My mom says it is bedtime so I go to sleep.

A.  B.  C. 

6. Hockey is my favorite sport.

A.  B.  C. 

7. I had a supcake for my birthday.

A.  B.  C. 

8. We put the tadpoles in the bowl.

A.  B.  C. 

Version 1:
Find the picture.

Version 2:
Find the sentence.

CENTERS 8-10

THE ZOO ESCAPE

Directions: Find each word in the story before you begin reading. Underline it and check it off.

☐ lion ☐ begin ☐ baby ☐ open ☐ radio ☐ human ☐ hotel ☐ donut

DIFFERENTIATED PASSAGES OPEN SYLLABLE

Color in a donut each time you read the story.

3 Phonics-Based Passages

NO STRIPES

Answer each question below.

1. Why did the reporter come to the zoo?
A. To see Leo the lion.
B. To see Leo the lion.
C. To take a picture of the lion.
D. To do a story on Tasha.

2. What did the zoo NOT receive?
A. Tasha should eat more bacon.
B. Tasha needs to sleep more.
C. Tasha has a fever or virus.
D. Tasha has a secret.

3. Where does Tasha go to see her stripes?
A. The reporter.
B. The boy.
C. The zoo.
D. The pond.

4. Write the words you underlined in the story in alphabetical order on the lines below.

5. Find each word's consonant. Write the correct letter in the circle.

lion: ☐ l ☐ n ☐ o ☐ i ☐ n
bacon: ☐ b ☐ a ☐ c ☐ o ☐ n
secret: ☐ s ☐ e ☐ c ☐ r ☐ e ☐ t
tiger: ☐ t ☐ i ☐ g ☐ e ☐ r
fever: ☐ f ☐ e ☐ v ☐ e ☐ r

CAN YOU SPOT IT?

Look at the picture. Find each word and color it the correct color.

red: ☐ tiger ☐ blue: ☐ fever
orange: ☐ lion ☐ purple: ☐ maybe
yellow: ☐ lady ☐ pink: ☐ ivy
green: ☐ secret ☐ gray: ☐ lion





YES OR NO?

Read each sentence. Circle if the word has been used correctly or incorrectly. Put a check or X.

☐ I want lion for breakfast. ☐ I met a nice bacon at school.
☐ Did you hear the lady roar? ☐ You need to keep my secret.
☐ My sister had a fever last night. ☐ The tiger has many stripes.
☐ Ivy grows on the rock. ☐ Maybe, I'll be a reporter when I grow up.

CUT AND PASTE

Cut out each definition and glue it with the word it goes with.

lion	bacon	fever	maybe
			
tiger	lady	secret	ivy

FILL IN THE BLANK

Read each sentence. Use a word from the word bank to fill in each blank.

1. I think _____ I'll have pizza.
2. The _____ grows on the wall.
3. A nice _____ gave us cookies.
4. I have a _____ surprise.

ALL MIXED UP

Unscramble the letters to write each word correctly.

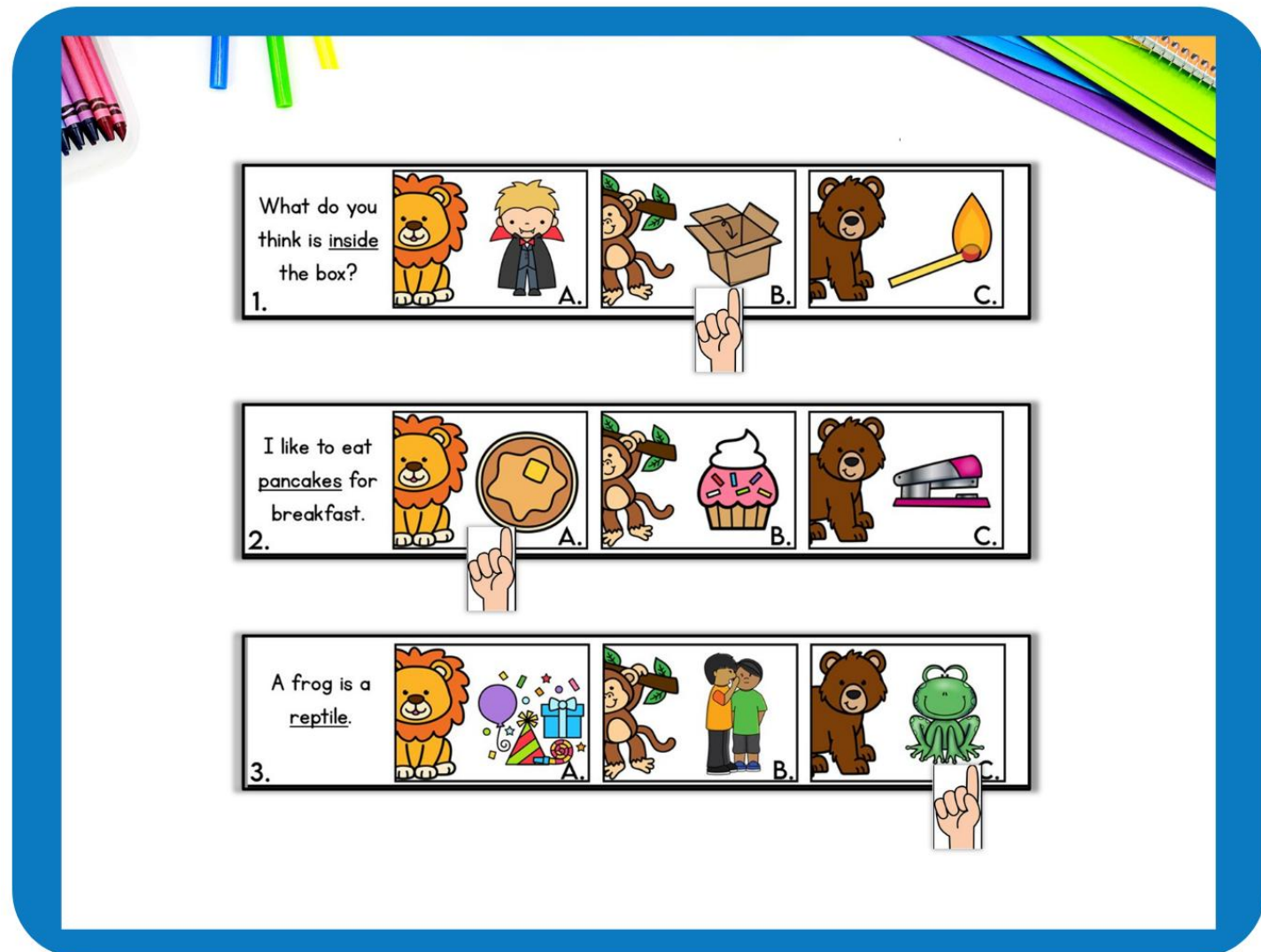
aocbn	inol
evfre	estcre

6 Worksheets for Every Passage

HOW TO USE THIS:

Ideas for Implementation:

- pick and choose the centers you want to use: do what works best for your class!
- give less than 10 centers to students if you are short on time
- give students the whole day to complete all 10 centers/activities OR spread the room transformation out over a couple of days
- use the hands-on centers during your room transformation and the no-prep printables as a review during your reading block



PRINT & DIGITAL




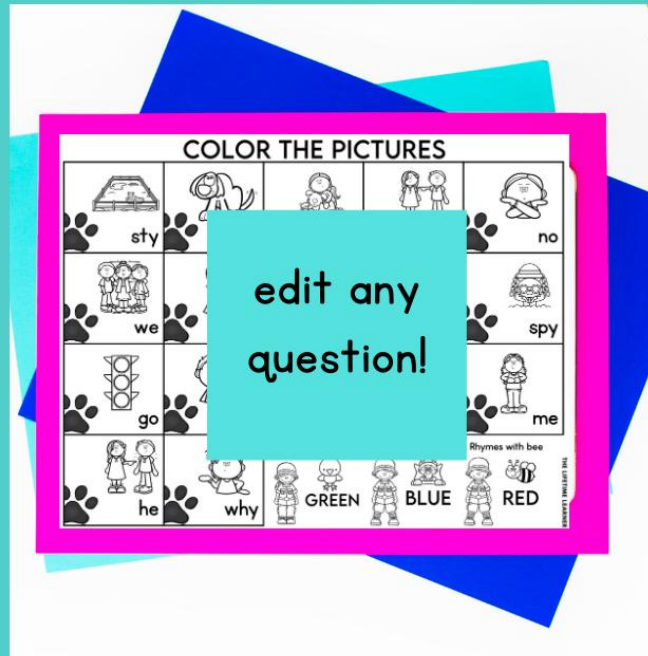
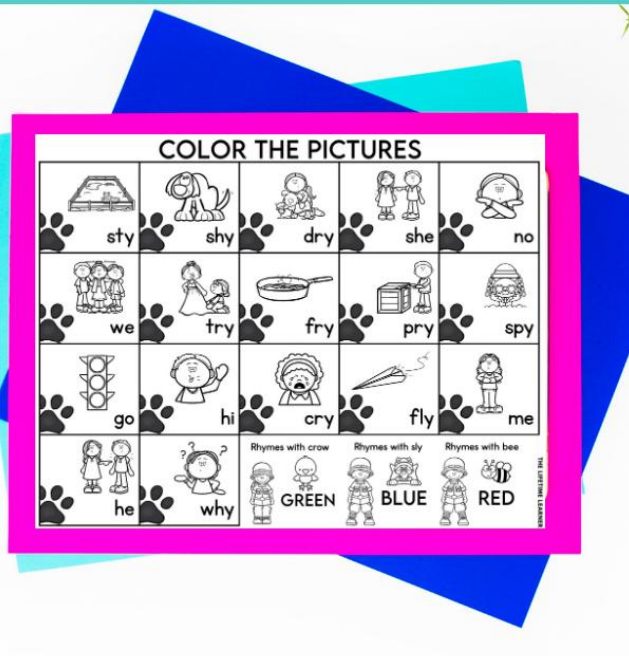
Print & Go



Google Slides

There is a digital version of the
no-prep printables!

The no prep printable questions are **100% editable!**



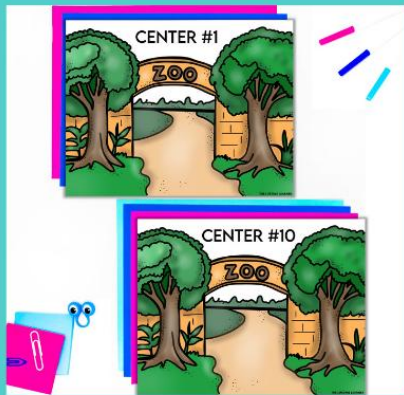
10 Pre-Made
Centers
(Print & Go)

10 Pre-Made
Centers:
Editable Version


10 Blank Centers
To Add Your
Own Content

3 Versions Included

WHAT'S INCLUDED?



10 Color
& B/W Posters




Recording
Sheets



7 Hands On
Centers



7 No Prep
Printables




3 Decodable
Passages




Printable
Hats



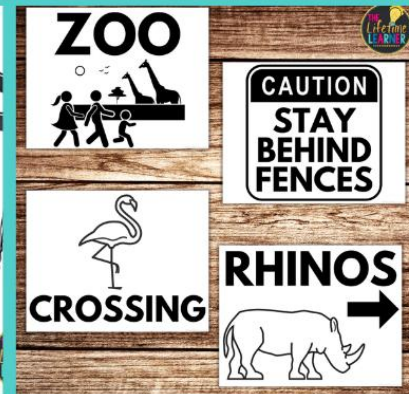
Name
Tags



Coloring
Page



Folder
Insert



Decor
Posters

keep scrolling to see more!

WHAT'S INCLUDED?



Welcome
Slide



Editable
Versions



Banner



Certificate




Shopping
Guide



Admission
Tickets




Digital
Version



Answer
Keys



QR Codes



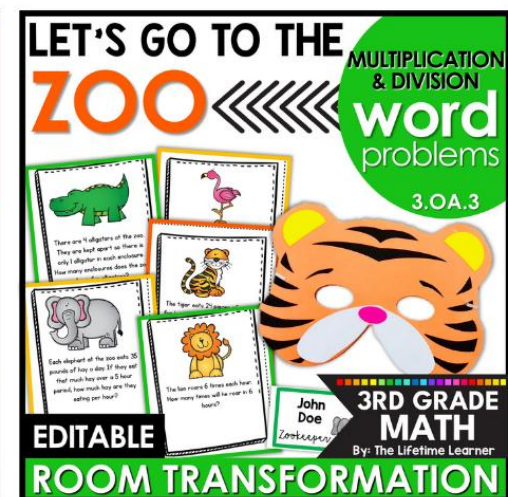
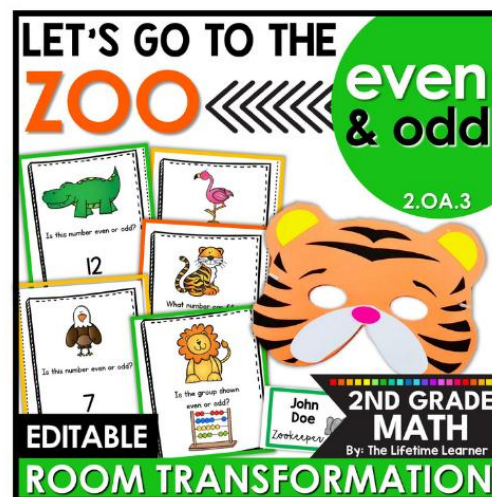
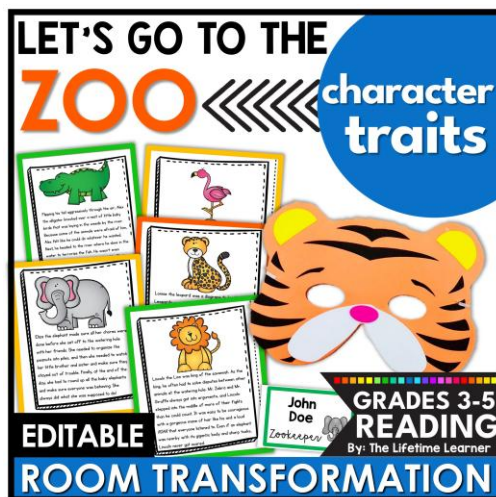
Fun Facts

jam-packed with fun, rigor, and engagement!

other resources this pairs well with:

Differentiate by grabbing reading for multiple grade levels!

Or, add in some math to your themed learning day!



When you purchase a Mega Bundle, you save 50% off the price of the individual resources!

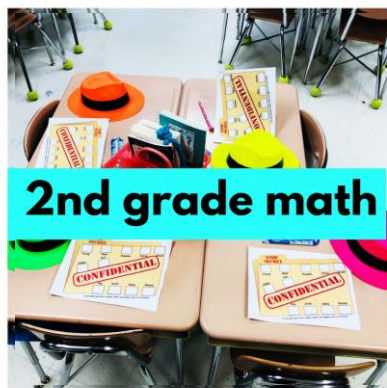


classroom transformations

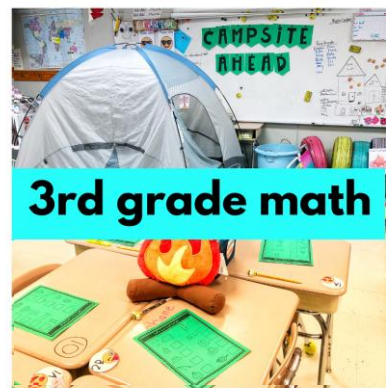
low prep, fun, and engaging!



1st grade math



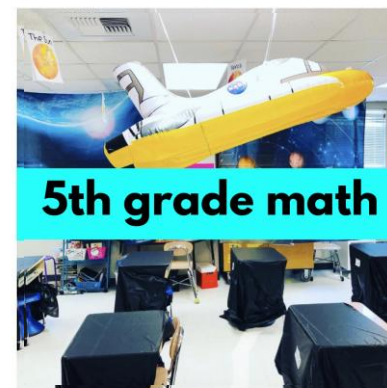
2nd grade math



3rd grade math



4th grade math



5th grade math



kindergarten math

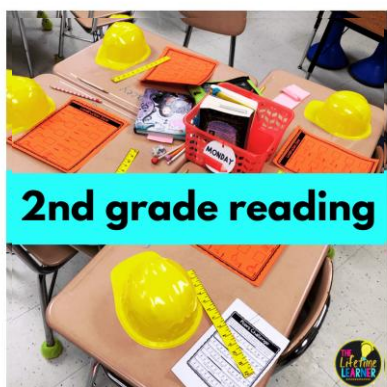
K-5 MATH & READING



kindergarten reading



1st grade reading



2nd grade reading



GR 3-5 reading
comprehension



3-5 reading
add-on packs



alphabet letters

THE LIFETIME LEARNER'S CLASSROOM TRANSFORMATIONS ARE:

1. Engaging to Students
2. Classroom Tested (and Student-Approved)
3. Print and Digital Compatible
4. Jam-Packed with Content
5. Aligned to Reading Standards
6. Easy to Implement
7. Flexible for Every Classroom
8. Versatile Ways to Reward Students
9. Rigorous Student Learning Activities

All content is included so you can simply **print**
and get ready for an **AMAZING** experience
with your students!



Please Note:

- There are 10 reading stations provided as well as décor, a fast finisher activity, and additional extras.
- The digital version is provided in Google Slides.
- Nervous about trying your first room transformation? You'll be hooked once you try one! I promise!
- Feel free to contact me if you have questions or want to chat about room transformations. You can email me at lindsaythelifetimelearner@gmail.com