

# MAKE LEARNING FUN!

## 10 high-interest passages & activities themed to make learning engaging!

You can use these passages:

- for classroom transformations
- during your ELA block
- as partner/small group activities
- skill practice
- as assessments
- for test prep
- remediation
- enrichment
- themed days
- fast finisher activity
- and more!

**USES FOR PUMPKINS**

Did you know that pumpkins have a wide range of uses beyond being carved into jack-o'-lanterns for Halloween? From feeding wildlife to creating tasty treats to skincare, pumpkins are versatile. Each part of the pumpkin can be put to good use.

One use for pumpkins is feeding wildlife. Many people are quick to throw out pumpkins, but

**USES FOR PUMPKINS**

Name: \_\_\_\_\_

Circle the correct letter in each box.

1. What is the main idea of the first paragraph?  
a) Pumpkins are only good for decoration.  
b) Pumpkins are primarily used for food.  
c) Pumpkins should be thrown away after Halloween.  
d) Pumpkins have many uses beyond being carved.

2. Which of the following is a supporting detail from the passage?  
a) Pumpkins can be turned into pie.  
b) From seed to skin, pumpkins are versatile.  
c) Pumpkins are only good for feeding wildlife.  
d) Pumpkins should be used for skin care.

3. Which of the following is NOT a supporting detail from the passage?  
a) Pumpkins can be used to make flour.  
b) Pumpkins are used for holiday decorations.  
c) Pumpkins can be thrown out after Halloween.  
d) Pumpkins can be used for beauty treatments.

4. What is the one of the main purposes of pumpkins in the kitchen?  
a) To create decorations.  
b) To make soups and other dishes.  
c) To feed animals in the wild.  
d) To apply to your skin for beauty treatments.

5. Why is making pumpkin puree a good idea?  
a) It can be used for many things.  
b) It is a healthy food.  
c) It is a versatile ingredient.  
d) It is a good way to use up pumpkins.

**HALLOWEEN EVE**

On Halloween Eve, Grandma Ester told her grandson a story. He was a night owl who couldn't sleep. "My brother and I were playing hide and seek in the woods. He was supposed to watch me, but he didn't. I was left alone, and you could hear a pin drop. It felt like he had stabbed me in the back to have a laugh. The sun set and darkness swallowed the forest. I was as blind as a bat, unable to see. I made it out, but felt dead on my feet." Her grandson asked her to go on.

**HALLOWEEN EVE**

1. "stabbed me in the back" E  
2. "as blind as a bat" D  
3. "dead on my feet" K  
4. "in hot water" H  
5. "spill the beans" L  
6. "green-eyed monster" J

7. Meaning: When something feels immensely heavy.  
8. Meaning: When you are not able to see very well.  
9. Meaning: When you get very lucky or win something great.  
10. Meaning: When you feel very uncomfortable or scared.  
11. Meaning: When you accidentally spill a secret.  
12. Meaning: When you accidentally reveal a secret.  
13. Meaning: When you are very tired and worn out.  
14. Meaning: When you are jealous.  
15. Meaning: When you go to bed or sleep.  
16. Meaning: When you keep quiet and do not say what you want to say.

**HOW TO CARVE A JACK-O-LANTERN**

Read the passage. Then, answer the questions.

Carving a jack-o'-lantern is a fun activity that many people enjoy during the Halloween season. First, you need to choose a pumpkin that is firm. It should have a smooth surface, free of blemishes. Once you have your pumpkin, gather your supplies, including a sharp knife, a spoon, and a marker, and a candle or LED light. Next, carefully cut a circle around the stem of the pumpkin to create a lid. Make sure to use a sharp knife for this step so the lid comes off easily. After you have removed the lid, use the spoon to scoop out the seeds and pulp. You want to scoop completely empty when you are done. Then, carefully cut out the eyes, nose, and mouth. When you are in the making small cuts that create the features of the jack-o'-lantern. Now it's time to place the lid back on the pumpkin. Finally, find a perfect spot to place your jack-o'-lantern. When you are in the making small cuts that create the features of the jack-o'-lantern. Now it's time to place the lid back on the pumpkin. Finally, find a perfect spot to place your jack-o'-lantern.

**HOW TO CARVE A JACK-O-LANTERN**

First, read the passage. Then, put the steps in order below from #1 to #10 by writing a number at the top of each box. Put a #1 in the box that comes first and a #10 in the box that comes last.

1. Clean up the edges of the carved areas with the knife to make them look neat.  
2. Draw your design on the pumpkin's outer surface with a marker.  
3. Place a candle or LED light inside the pumpkin and put the lid back on.  
4. Choose a pumpkin that is firm with a smooth surface.  
5. Carefully carve the design into the pumpkin with the knife, following the lines you drew.  
6. Cut a circle around the stem to create a lid using a sharp knife.  
7. To complete your jack-o'-lantern, find a perfect spot to display it outside of your house.  
8. Gather your supplies, including a knife, a spoon, a marker, and a candle or LED light.  
9. Create holes for the eyes and mouth by making small cuts that can be easily remove and take them out.  
10. Remove the seeds and pulp from inside the pumpkin using a spoon until it's empty.

Name: \_\_\_\_\_

THE LIFETIME LEARNER

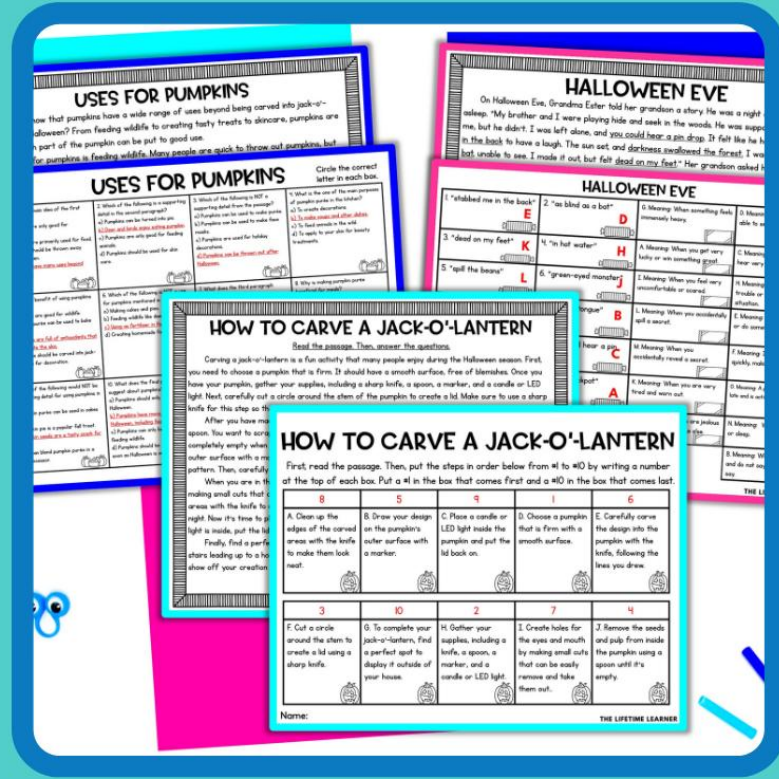


# WHAT'S AN ADD-ON PACK?

You can use this resource two ways:



Use the reading passages to supplement your Halloween Room Transformation



OR use these reading passages for students to enjoy during your ELA block on a regular day

**You don't have to do a room transformation to use this resource. These 10 passages are no-prep and print & go. Use them anytime during your ELA block!**



# THE CONTENT:

## 10 high-interest passages & activities in 2 formats: hands-on & no prep!

### Hands-On Centers

me:

**USES FOR PUMPKINS**

1. What is the main idea of the first paragraph?  
a) Pumpkins are only good for decoration.  
b) Pumpkins are primarily used for food.  
c) Pumpkins should be thrown away after Halloween.  
d) Pumpkins have many uses beyond being carved.

2. Which of the following is a supporting detail from the passage?  
a) Pumpkins are only good for decoration.  
b) Deer and birds enjoy eating pumpkins.  
c) Pumpkins are only good for feeding animals.  
d) Pumpkins should be used for skin care.

3. Which of the following is NOT a use for pumpkins mentioned in the passage?  
a) Making soups and pies.  
b) Feeding wildlife like deer and birds.  
c) Using as fertilizer in the garden.  
d) Creating homemade face masks.

4. What does the third paragraph suggest about pumpkins?  
a) Pumpkins should only be used during Halloween.  
b) Pumpkins have more uses after Halloween, including food and skincare.  
c) Pumpkins can only be used for feeding wildlife.  
d) Pumpkins should be thrown out on or after Halloween is over.

5. What is a benefit of using pumpkins in skincare?  
a) Pumpkins are good for wildlife.  
b) Pumpkins can be used to bake pies.  
c) Pumpkins are full of antioxidants that help soothe the skin.  
d) Pumpkins should be carved into jack-o'-lanterns for decoration.

6. Which of the following would NOT be a supporting detail for using pumpkins in cooking?  
a) Pumpkin puree can be used in cakes and pies.  
b) Pumpkin pie is a popular fall treat.  
c) Pumpkins seeds are a tasty snack for birds.  
d) You can blend pumpkin puree in a food processor.

7. Which of the following is a supporting detail for using pumpkins in skincare?  
a) Pumpkin puree can be mixed with brown sugar and oils for a face mask.  
b) Pumpkins can be used to make soups and pies.  
c) Pumpkins should be used to feed deer and birds.  
d) Pumpkins should always be carved into jack-o'-lanterns.

8. Which of the following is a supporting detail from the passage?  
a) Pumpkins can be used to make face masks.  
b) Pumpkins are used for holiday decorations.  
c) Pumpkins can be thrown out after Halloween.  
d) Pumpkins can be used to feed animals.

9. What is the one of the main purposes of pumpkin puree in the kitchen?  
a) To create decorations.  
b) To make soups and other dishes.  
c) To feed animals in the wild.  
d) To apply to your skin for beauty treatments.

10. What is the one of the main purposes of pumpkin puree in the kitchen?  
a) To create decorations.  
b) To make soups and other dishes.  
c) To feed animals in the wild.  
d) To apply to your skin for beauty treatments.

11. What is the one of the main purposes of pumpkin puree in the kitchen?  
a) To create decorations.  
b) To make soups and other dishes.  
c) To feed animals in the wild.  
d) To apply to your skin for beauty treatments.

12. What is the one of the main purposes of pumpkin puree in the kitchen?  
a) To create decorations.  
b) To make soups and other dishes.  
c) To feed animals in the wild.  
d) To apply to your skin for beauty treatments.

or D in each box.

THE LIFETIME LEARNER

With this version, students read the passage. Then, they complete a hands-on center activity you can laminate and re-use for years to come.

### No-Prep Printables

Name: \_\_\_\_\_

**USES FOR PUMPKINS**

Circle the correct letter in each box.

1. What is the main idea of the first paragraph?  
a) Pumpkins are only good for decoration.  
b) Pumpkins are primarily used for food.  
c) Pumpkins should be thrown away after Halloween.  
d) Pumpkins have many uses beyond being carved.

2. Which of the following is a supporting detail from the passage?  
a) Pumpkins are only good for decoration.  
b) Deer and birds enjoy eating pumpkins.  
c) Pumpkins are only good for feeding animals.  
d) Pumpkins should be used for skin care.

3. Which of the following is NOT a use for pumpkins mentioned in the passage?  
a) Making soups and pies.  
b) Feeding wildlife like deer and birds.  
c) Using as fertilizer in the garden.  
d) Creating homemade face masks.

4. What does the third paragraph suggest about pumpkins?  
a) Pumpkins should only be used during Halloween.  
b) Pumpkins have more uses after Halloween, including food and skincare.  
c) Pumpkins can only be used for feeding wildlife.  
d) Pumpkins should be thrown out on or after Halloween is over.

5. What is a benefit of using pumpkins in skincare?  
a) Pumpkins are good for wildlife.  
b) Pumpkins can be used to bake pies.  
c) Pumpkins are full of antioxidants that help soothe the skin.  
d) Pumpkins should be carved into jack-o'-lanterns for decoration.

6. Which of the following would NOT be a supporting detail for using pumpkins in cooking?  
a) Pumpkin puree can be used in cakes and pies.  
b) Pumpkin pie is a popular fall treat.  
c) Pumpkins seeds are a tasty snack for birds.  
d) You can blend pumpkin puree in a food processor.

7. Which of the following is a supporting detail for using pumpkins in skincare?  
a) Pumpkin puree can be mixed with brown sugar and oils for a face mask.  
b) Pumpkins can be used to make soups and pies.  
c) Pumpkins should be used to feed deer and birds.  
d) Pumpkins should always be carved into jack-o'-lanterns.

8. Which of the following is a supporting detail from the passage?  
a) Pumpkins can be used to make face masks.  
b) Pumpkins are used for holiday decorations.  
c) Pumpkins can be thrown out after Halloween.  
d) Pumpkins can be used to feed animals.

9. What is the one of the main purposes of pumpkin puree in the kitchen?  
a) To create decorations.  
b) To make soups and other dishes.  
c) To feed animals in the wild.  
d) To apply to your skin for beauty treatments.

10. What is the one of the main purposes of pumpkin puree in the kitchen?  
a) To create decorations.  
b) To make soups and other dishes.  
c) To feed animals in the wild.  
d) To apply to your skin for beauty treatments.

11. What is the one of the main purposes of pumpkin puree in the kitchen?  
a) To create decorations.  
b) To make soups and other dishes.  
c) To feed animals in the wild.  
d) To apply to your skin for beauty treatments.

12. What is the one of the main purposes of pumpkin puree in the kitchen?  
a) To create decorations.  
b) To make soups and other dishes.  
c) To feed animals in the wild.  
d) To apply to your skin for beauty treatments.

THE LIFETIME LEARNER

Or in this version, students read the passage. Then, they complete the activity in worksheet form. This version is NO PREP and PRINT & GO! Just as much fun as the hands-on centers!



# 2 Versions of Every Passage Included for Students

Name: \_\_\_\_\_

## AN OCTOBER FAVORITE

Read the passage. Then, find the spelling mistakes.

The movie *Hocus Pocus* was released in 1993. Directed by Kenny Ortega, the film is set in the historic city of Salem, Massachusetts.

The story centers around three witches named Winifred, Sarah, and Mary Sanderson. They are accidentally resurrected on Halloween night by a teenage boy named Max, his sister Dani, and their friend named Allison. As soon as the Sanderson sisters are brought back to life, they begin causing mischief in the town of Salem. Max and Dani have to figure out how to stop the witches before they become too powerful and succeed in their evil plan.

The film combines spooky fun, magical moments, and plenty of humor. One of the most memorable scenes in the movie features Winifred Sanderson singing the classic song "I Put a Spell on You" at a Halloween party. It has grown to be a beloved movie, especially during the Halloween season. The film *Hocus Pocus* has led to numerous themed events every October, from *Hocus Pocus* watch parties to costume contests where fans dress up as the Sanderson sisters. Additionally, a sequel was made of the film that many people have enjoyed recently.

Name: \_\_\_\_\_

## AN OCTOBER FAVORITE

Read the passage. Then, find the spelling mistakes.

The movie *Hocus Pocus* was released in 1993. Although it wasn't an immediate hit, it quickly became a Halloween favorite for viewers of all ages. Directed by Kenny Ortega, the film is set in the historic city of Salem, Massachusetts. This was a place famous for holding witch trials in the 1600s.

The story centers around three witches named Winifred, Sarah, and Mary Sanderson. They are accidentally resurrected on Halloween night by a teenage boy named Max, his sister Dani, and their friend named Allison. The three accidentally light a magic candle that brings the wicked witches back to life.

As soon as the Sanderson sisters are brought back to life, they begin causing mischief in the town of Salem. Max and Dani have to figure out how to stop the witches before they become too powerful and succeed in their evil plan. With the help of a talking cat, the kids embark on a dangerous mission to prevent the Sandersons from wreaking havoc on Salem.

The film combines spooky fun, magical moments, and plenty of humor. This makes it a big hit for both children and adults. One of the most memorable scenes in the movie features Winifred Sanderson singing the classic song "I Put a Spell on You" at a Halloween party. It didn't perform well when it was originally released in theaters but people love to watch it on TV and streaming services nowadays. It has grown to be a beloved movie, especially during the Halloween season. The film *Hocus Pocus* has led to numerous themed events every October, from *Hocus Pocus* watch parties to costume contests where fans dress up as the Sanderson sisters. Additionally, a sequel was made of the film that many people have enjoyed recently.

Fans of the movie have also enjoyed the wide array of merchandise inspired by the film, from clothing to home decor to themed food items. The Sanderson sisters' humor, charm, and over-the-top personalities continue to entertain audiences, making the film timeless. The Sanderson sisters are even featured in live Halloween-themed performances at Disney World and Disneyland each year. Have you ever watched the movie before?

THE LIFETIME LEARNER

## ALL ABOUT HAUNTED HOUSES

Read the passage. Then, answer the questions.

Haunted houses are popular attractions that people visit during Halloween. These spooky places give visitors a fright through decorations, creepy sounds, and scares. Many people enjoy the scariness comes from walking through dark hallways filled with surprises. Haunted houses can be set up in theme parks, buildings, or even homes.

One of the key elements of a haunted house is its atmosphere. Designers work hard to create a chilling environment. Dim lighting, fog machines, and sound effects are used to set the mood. The goal is to make visitors feel uneasy. The decorations include fake cobwebs, skeletons, and portraits, making the house feel spooky.

The actors in haunted houses also play an important role in creating a frightening experience. These performers dress up as mysterious creatures. They jump out from hidden corners or follow visitors to scare them. Their costumes and makeup are designed to look real. Actors may stay completely silent or let out screams to scare kids.

Additionally, haunted houses include interactive elements that make the experience even

## ALL ABOUT HAUNTED HOUSES

Read the passage. Then, answer the questions.

Haunted houses are popular attractions that thrill-seekers visit during Halloween. These spooky places are designed to give visitors a fright through eerie decorations, creepy sounds, and unexpected scares. Many people enjoy the adrenaline rush that comes from walking through dark hallways filled with frightening surprises. They enjoy being scared. Haunted houses can be set up in theme parks, old buildings, or even homes transformed for the season.

One of the key elements of a haunted house is its atmosphere. Designers go to great lengths to create a chilling environment. Dim lighting, fog machines, and unsettling sound effects are often used to set the mood. The goal is to make visitors feel uneasy, as if something scary could happen at any moment. The decorations include fake cobwebs, skeletons, and creepy portraits, making the house feel like a place where ghosts might live.













The actors in haunted houses also play an important role in creating a frightening experience. These performers dress up as zombies, ghosts, or other terrifying creatures. They jump out from hidden corners or follow visitors to scare them. Their costumes and makeup are designed to look as realistic as possible. This adds to the feeling of being

**Differentiate and give  
your students the  
version best for them!**



## Multiple Choice

## USES FOR PUMPKINS

1. 	2. 	3. 	4. 
5. 	6. 	7. 	8. 
9. 	10. 	11. 	12. 

Write the letter D in each box.


What is the main idea of the first paragraph?


a) Pumpkins are only good for decoration.


b) Pumpkins are primarily used for food.


Pumpkins should be thrown away after Halloween.


Pumpkins have many uses beyond being carved.


1. 


2. 


3. 


4. 


5. 


6. 


7. 

8. 

9. 

10. 

11. 

12. 


What is the main idea of the first paragraph?


a) Pumpkins are only good for decoration.


b) Pumpkins are primarily used for food.


Pumpkins should be thrown away after Halloween.


Pumpkins have many uses beyond being carved.


1. 


2. 


3. 


4. 


5. 


6. 


7. 

8. 

9. 

10. 

11. 

12. 

## Hands-On Center:

**Students choose A, B, C, or D on each card.**

NAME: \_\_\_\_\_

## USES FOR PUMPKINS

Circle the correct letter in each box.

<p>1. What is the main idea of the first paragraph?</p> <p>a) Pumpkins are only good for decoration.</p> <p>b) Pumpkins are primarily used for food.</p> <p>c) Pumpkins should be thrown away after Halloween.</p> <p>d) Pumpkins have many uses beyond being carved.</p>	<p>2. Which of the following is a supporting detail in the second paragraph?</p> <p>a) Pumpkins can be turned into pies.</p> <p>b) Fear and loathing cause eating pumpkins.</p> <p>c) Pumpkins are only good for feeding animals.</p> <p>d) Pumpkins should be used for dinner.</p>	<p>3. Which of the following is NOT a supporting detail from the passage?</p> <p>a) Pumpkins can be used to make pies.</p> <p>b) Pumpkins can be used to make fake pumpkins.</p> <p>c) Pumpkins are used for holiday decorations.</p> <p>d) Pumpkins can be thrown out after Halloween.</p>	<p>4. What is the use of the main purpose of pumpkin pie in the text?</p> <p>a) To create decorations.</p> <p>b) To make pies and other food items.</p> <p>c) To feed animals in the wild.</p> <p>d) To apply to your skin for beauty treatments.</p>
<p>5. What is a benefit of using pumpkins in science?</p> <p>a) Pumpkins are good for wildlife.</p> <p>b) Pumpkin pie can be used to bake pies.</p> <p>c) Pumpkins are full of carbohydrates that help athletes the day.</p> <p>d) Pumpkins should be served only just-in-case for decoration.</p>	<p>6. Which of the following is NOT a use for pumpkins mentioned in the passage?</p> <p>a) Making cakes and pies.</p> <p>b) Feeding wildlife like deer and birds.</p> <p>c) Using as fertilizer in the garden.</p> <p>d) Creating homemade face masks.</p>	<p>7. What does the third paragraph mostly discuss?</p> <p>a) The different fields that can be made with pumpkins.</p> <p>b) How pumpkins can be used to feed animals.</p> <p>c) How pumpkins are carved for Halloween.</p> <p>d) How to grow pumpkins in your yard.</p>	<p>8. Why is making pumpkin pie beneficial for meals?</p> <p>a) It's a tasty snack for animals.</p> <p>b) It provides a healthy, vitamin-rich base for many recipes.</p> <p>c) It's best used as a healthy product.</p> <p>d) It's the easiest way to decorate pumpkins.</p>
<p>9. Which of the following would NOT be a supporting detail for using pumpkins in science?</p> <p>a) Pumpkin pie can be used to make cakes and pies.</p> <p>b) Pumpkins are a popular fall treat.</p> <p>c) Pumpkin seeds are a tasty snack for birds.</p> <p>d) You can blend pumpkin puree in a food processor.</p>	<p>10. What does the first paragraph suggest about pumpkins?</p> <p>a) Pumpkins should only be used during Halloween.</p> <p>b) Pumpkins have many uses after Halloween, including food and decoration.</p> <p>c) Pumpkins can only be used for feeding wildlife.</p> <p>d) Pumpkins should be thrown out as soon as Halloween is over.</p>	<p>11. Which sentence is a supporting detail for using pumpkins in science?</p> <p>a) Pumpkin pie can be made with brown sugar and milk for a nice snack.</p> <p>b) Pumpkins can be used to make cakes and pies.</p> <p>c) Pumpkins should be used to feed deer and birds.</p> <p>d) Pumpkins should always be carved into jack-o'-lanterns.</p>	<p>12. Which of the following is not a benefit of pumpkin discussed in the passage?</p> <p>a) Pumpkins can be used to feed wildlife.</p> <p>b) Pumpkins can be turned into tasty treats.</p> <p>c) Pumpkins can be used for composting and birds.</p> <p>d) Pumpkins are good for your skin.</p>

THE LIFETIME LEARNER

## No Prep Printable Worksheet!

# CENTER 2

## Spelling Mistakes

The movie *Hocus Pocus* was released in 1993.

released

1. Find the spelling mistake.

### AN OCTOBER FAVORITE

Name: \_\_\_\_\_

Read the passage. Then, find the spelling mistakes.

The movie *Hocus Pocus* was released in 1993. Directed by Kenny Ortega, the film is set in the historic city of Salem, Massachusetts.

The story centers around three witches named Winifred, Sarah, and Mary Sanderson. They are accidentally resurrected on Halloween night by a teenage boy named Max, his sister Dani, and their friend named Allison. As soon as the Sanderson sisters are brought back to life, they begin causing mischief in the town of Salem. Max and Dani have to figure out how to stop the witches before they become too powerful and succeed in their evil plan.

The film combines spooky fun, magical moments, and plenty of humor. One of the most memorable scenes in the movie features Winifred Sanderson singing the classic song "I Put a Spell on You" at a Halloween party. It has grown to be a beloved movie, especially during the Halloween season. The film *Hocus Pocus* has led to numerous themed events every October, from Hocus Pocus watch parties to costume contests where fans dress up as the Sanderson sisters. Additionally, a sequel was made of the film that many people have enjoyed recently.

Fans of the movie have also enjoyed the wide array of merchandise inspired by the film, from clothing to home decor to themed food items. The Sanderson sisters' humor, charm, and over-the-top personalities continue to entertain audiences, making the film timeless. Have you ever watched the movie before?

he film combines spooky fun, magical moments, and plenty of humor.

2. Find the spelling mistake.













## Hands-On Center:

## Hands-On Center:

**Students use the coloring task card questions to color in answers in the text.**

Name: \_\_\_\_\_

## AN OCTOBER FAVORITE

1.  released 	2.  Massachusetts 	3.  resurrected 	4.  mischief 
5.  powerful 	6.  spooky 	7.  memorable 	8.  especially 
9.  October 	10.  sequel 	11.  merchandise 	12.  audience 

Write the word spelled correctly in each box.


THE LIFETIME LEARNER

## No Prep Printable Worksheet!



# CENTER 3

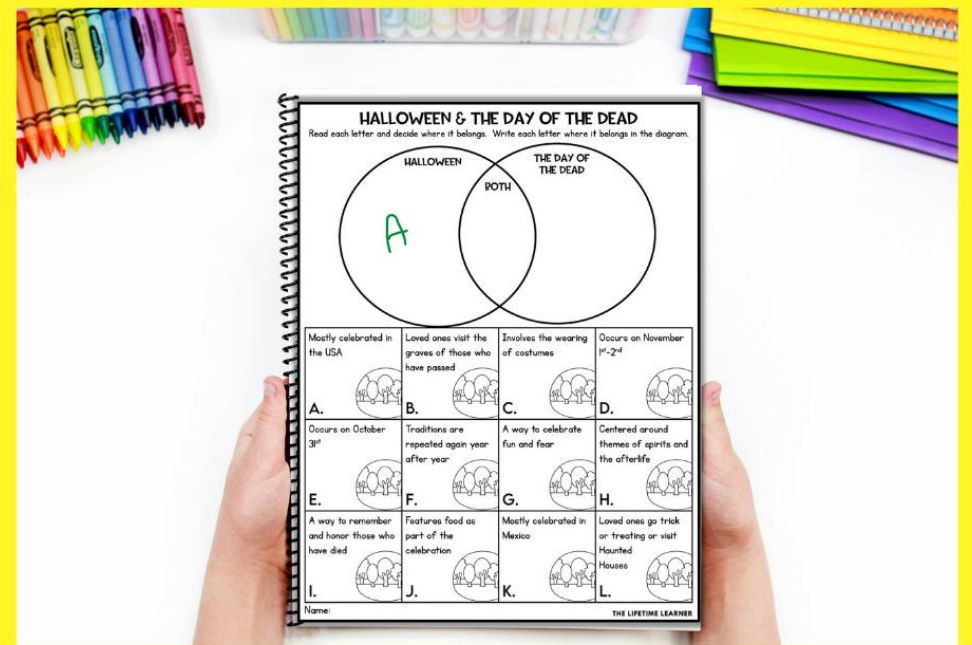
## Compare & Contrast



- A. Mostly celebrated in the USA
- B. Loved ones visit the graves of those who have passed
- E. Occurs on October 31<sup>st</sup>
- L. Loved ones go trick or treating or visit Haunted Houses
- A way to celebrate fun and fear

### Hands-On Center:

Students write the correct letter in each part of the graphic organizer.



## No Prep Printable Worksheet!

# CENTER 4

## Place the Quotation Marks

1. Victor, are you ready for some frights? " Igor asked, adjusting his pointy hat.
2. "Absolutely! But first, we need to " at the bakery. I'm craving garlic bread! " Victor replied.
3. Igor frowned. Garlic bread? That's weird, Victor. " We're vampires! Shouldn't we be scaring the kids instead? "
4. "Come on, Igor! It's Halloween! Sharing garlic " sounds way more fun than just scaring them, Victor "

### Hands-On Center:

Students put quotation marks where they belong in each sentence.



## No Prep Printable Worksheet!



# CENTER 5

## 3 Choices Game

1. The black cat crossed the street

A. ? B. ! C. .

2. I love Halloween candy so much

A. ? B. ! C. .

3. The ghosts floated in the air

A. ? B. ! C. .

Hands-On Center:

Students put a hand on each correct answer.

### HALLOWEEN PUNCTUATION MARKS

Put the correct punctuation in each box to show what's missing. Use ?, !, or .

1. What a fright it was when the skeleton jumped out	!	7. The eerie sounds in the night made everyone in the house jump	!
2. Do you ever wonder if the haunted house is really haunted or if it's a prank	?	8. Why did the vampire wear a cape and not the entire costume	?
3. The witches brewed a potion that bubbled and hissed in the cauldron	.	9. Every year, the town hosts a Halloween parade that everyone enjoys	.
4. Did you see the bats flying overhead in the moonlight	?	10. Let's find the best haunted house in the town this Halloween	!
5. I can't believe how much candy I got in my neighborhood this year	!	11. I was surprised to see a friendly ghost at the party	.
6. Is it true that pumpkins can weigh over a thousand pounds	?	12. Can we go to the pumpkin patch and pick out our favorites	?

## No Prep Printable Worksheet!

# CENTER 6

## Color by Code

How many vampires gathered in Doswell, Virginia, to break the world record in 2017?

1. Color the answer red.

Name: \_\_\_\_\_

### FUN FACTS ABOUT HALLOWEEN

Read the fun facts. Then, color in the text after you read each question card.

- The record for the most lit jack-o'-lanterns is an incredible 30,128. This impressive feat was organized by **the Prince Edward County Pumpkinfest**. It took place back in 2006 and has stood as the top record ever since.
- Stephen Clarke from New York holds the world record for the fastest time to carve a complete jack-o'-lantern in just **16.47 seconds**. This lightning-fast record was set in **2018** and has yet to be beaten.
- The **largest pumpkin pie ever baked weighed 3,691 pounds**. This enormous pie was displayed in New Bremen, Ohio, in 2010. It took a lot of effort and teamwork to create such a massive dessert.
- Spain set a world record for the **most people dressed as witches** in one place. A total of **1,607 people** dressed as witches came together in **2018** to break the record. The event was filled with costumes, excitement, and lots of magic.
- In Doswell, Virginia, the world record for the most "vampires" gathered in one spot was broken with a total of **1,607 participants**. This spooky gathering took place in 2018.
- The record for the most pumpkins smashed in just one minute is **15 pumpkins**. Ayda Field set this record in 2016. It's an exciting and fun record that brought attention to pumpkin smashing.
- Cherry Yoshitake set the world record for most apples bobbed in one minute. He managed to bob **17 apples** in that short amount of time. This impressive feat was achieved with quick reflexes and skill.
- The Cutting Edge Haunted House in Texas set the record for the longest walk-through a Halloween horror house. The haunted house measured an astonishing **1,387 feet long**. Visitors walked through this creepy maze filled with scares and thrills.
- In London, UK, a world record was set for the most people wrapped up as mummies in just three minutes. A total of **1,607 people** were transformed into mummies. The event was exciting, with everyone racing against the clock.

How many witches gathered in Spain to break the world record?

Color the answer light blue.

In what year was the record for the most lit jack-o'-lanterns set in Boston, Massachusetts?

4. Color the answer yellow.

Hands-On Center:

Students use the coloring task card questions to color in answers in the text.

Name: \_\_\_\_\_

### FUN FACTS ABOUT HALLOWEEN

Read the fun facts. Then, color in the text after you read each question card.

- The record for the most lit jack-o'-lanterns is 30,128. This feat was organized by **the Prince Edward County Pumpkinfest**. It took place back in **2006** and has stood as the top record ever since.
- The heaviest pumpkin ever recorded weighed a massive **1,688 pounds**. This giant pumpkin won the title at the Prince Edward County Pumpkinfest. It is held in Wallington, Ontario yearly.
- Stephen Clarke from New York holds the world record for the fastest time to carve a complete jack-o'-lantern in just **16.47 seconds**. This lightning-fast record was set in **2018** and has yet to be beaten.
- In 2010, the **largest pumpkin pie ever baked weighed in at 3,691 pounds** in New Bremen, Ohio.
- Spain set a world record for the **most people dressed as witches** in one place. A total of **1,607 people** dressed as witches came together in **2018** to break the record.
- In Doswell, Virginia, the world record for the most "vampires" gathered in one spot was broken with a total of **1,607 participants**. This spooky get-together took place in 2018.
- The record for the most pumpkins smashed in just one minute is **15 pumpkins**. Ayda Field set this record in 2016.
- Cherry Yoshitake set the world record for most apples bobbed in one minute. He managed to bob **17 apples** in that short amount of time.
- The Cutting Edge Haunted House in Texas set the record for the longest walk-through a Halloween horror house. The haunted house measured an astonishing **1,387 feet long**.
- In London, UK, a world record was set for the most people wrapped up as mummies in just three minutes. A total of **1,607 people** were transformed into mummies.

## No Prep Printable Worksheet!



# CENTER 7

## Pairs Activity

1. E. "stabbed me in the back" Meaning: To betray someone or do something unkind.	4. H. "in hot water" Meaning: When you are in trouble or facing a difficult situation.
2. D. "as blind as a bat" Meaning: When you are not able to see very well.	5. L. "spill the beans" Meaning: When you accidentally spill a secret.
3. K. "dead on my feet" Meaning: When you are very tired and worn out.	6. J. "green-eyed monster" Meaning: When you are jealous or envious of someone else.

Cut the cards out. Have students put the correct sides together.

7. G. "weighed a ton" Meaning: When something feels immensely heavy.	8. B. "hold my tongue" Meaning: When you keep quiet and do not say what you want to say.
9. I. "skin began to crawl" Meaning: When you feel very uncomfortable or scared.	

### Hands-On Center:

Students match up each idiom and its meaning.

**HALLOWEEN EVE**

1. "stabbed me in the back"	2. "as blind as a bat"	3. Meaning: When something feels immensely heavy.	4. Meaning: When you are not able to see very well.
5. "dead on my feet"	6. "in hot water"	7. Meaning: When you feel very uncomfortable or scared.	8. Meaning: When you are in trouble or facing a difficult situation.
9. "spill the beans"	10. "green-eyed monster"	11. Meaning: When you accidentally spill a secret.	12. Meaning: To betray someone or do something unkind.
13. "weighed a ton"	14. "hold my tongue"	15. Meaning: When you accidentally reveal a secret.	16. Meaning: It becomes very dark quickly, making it hard to see.
17. "skin began to crawl"	18. "you could hear a pin drop"	19. Meaning: When you are very tired and worn out.	20. Meaning: A person who stays up late and a cat at night.
21. "darkness swallowed the forest"	22. "hit the jackpot"	23. Meaning: When you are jealous or envious of someone else.	24. Meaning: When you go to bed or sleep.
25. "hit the hay"	26. "let the cat out of the bag"	27. Meaning: When you keep quiet and do not say what you want to say.	

Write the correct letter above each candy on the left side.

## No Prep Printable Worksheet!

# CENTER 8

## Write a Sentence

Lighting and sound effects contribute to the atmosphere of a haunted house. Write the answer on the blank lines.

Lighting and sound effects greatly enhance the atmosphere of a haunted house by creating a chilling environment. Dim lighting makes it hard to see what's ahead, adding to the suspense.

2. Why do you think people enjoy visiting haunted houses, even though they are meant to scare them? Provide reasons to support your answer.

People enjoy visiting haunted houses because they seek an adrenaline rush and the excitement of being scared in a safe environment. It provides them with an opportunity to bond with others.

Write the answer on the blank lines.

What specific details in haunted houses make the experience more scary?

Write the answer on the blank lines.

### Hands-On Center:

Students write the answer to each prompt on the lines.

**ALL ABOUT HAUNTED HOUSES**

Name: \_\_\_\_\_

1. _____
2. _____
3. _____
4. _____
5. _____
6. _____

Write the answers to the questions in each box in complete sentences.

## No Prep Printable Worksheet!



# CENTER 9

## Identify Parts of Speech

**PARTS OF SPEECH**

Read each sentence and color in each part of speech.

- Adjectives: red
- Adverbs: purple
- Nouns: green
- Verbs: yellow
- Pronouns: blue

3. The children put on Halloween costumes and got chocolate from the first house they visited.

4. During the night, monsters happily chased children in the neighborhood, trying to steal their candy.

5. The children put on Halloween costumes and got chocolate from the first house they visited.

6. During the night, Rachel's father ate all of her Halloween candy.

7. The anaky vampires turned into bats and flew through the air yesterday.

8. White skeletons danced slowly in the graveyard.

9. The happy witches laughed as they made their potions.

10. Terrifying mummies easily climbed out of their cold graves.

11. The spooky ghost quickly floated through the night sky.

12. Earle shadows crept along the walls as the wind howled through the trees.

13. The creepy ghost silently floated through the dark house, making everyone scream in fright.

14. The mysterious witch softly cast a powerful spell that surprised them all.

### Hands-On Center:

Have students use the 1-pager or the task cards.



No Prep Printable Worksheet!

# CENTER 10

## Sequencing Puzzles

**HOW TO CARVE A JACK-O'-LANTERN**

Place the puzzle pieces in order here on the mat.

Step 1	Step 2	Step 3	Step 4	Step 5
D. Choose a pumpkin that is firm with a smooth surface.	H. Gather your supplies, including a knife, a spoon, a marker, and a candle or LED light.	B. Draw your design on the pumpkin's outer surface with a marker.		
Step 6	Step 7	Step 8	Step 9	Step 10
			C. Place a candle or LED light inside the pumpkin and put the lid back on.	

A. Clean up the edges of the carved areas with the knife to make them look neat.

E. Carefully carve the design into the pumpkin with the knife, following the lines you drew.

F. Cut a circle around the stem to create a lid using a sharp knife.

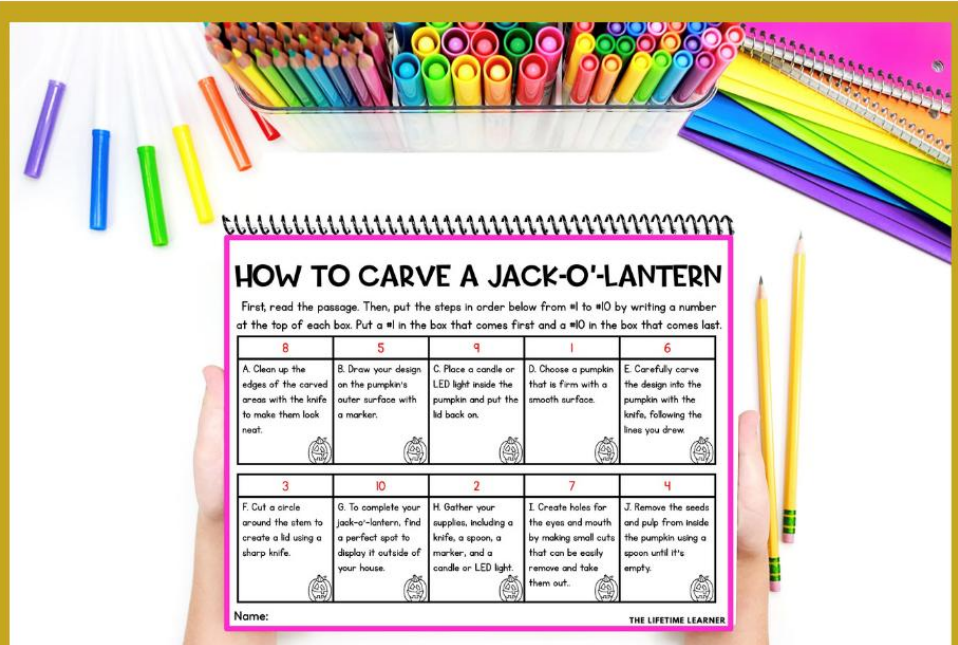
G. To complete your jack-o'-lantern, find a perfect spot to display it outside of your house.

I. Create holes for the eyes and mouth by making small cuts that can be easily remove and take them out.

J. Remove the seeds and pulp from inside the pumpkin using a spoon until it's empty.

### Hands-On Center:

Students put the puzzle pieces in chronological order.



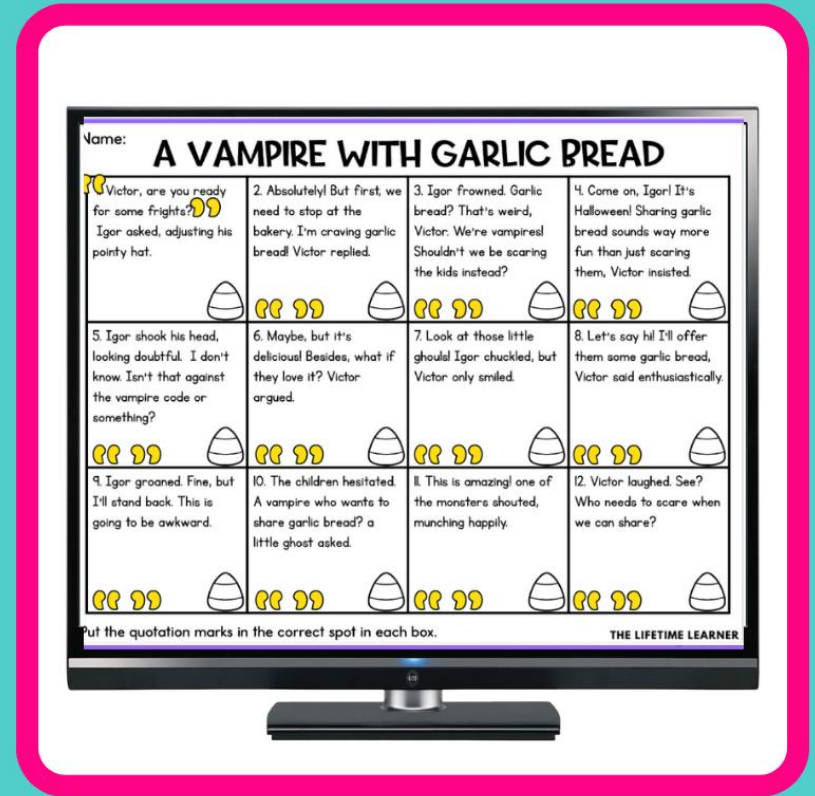
No Prep Printable Worksheet!



# PRINT & DIGITAL



Print & Go



Google Slides

Choose the format  
that works best for you!



- pick and choose the centers you want to use: do what works best for your class!
- give less than 10 centers to students if you are short on time
- give students the whole day to complete all 10 centers/activities OR spread the room transformation out over a couple of days
- use the hands-on centers during your room transformation and the no-prep printables as a review during your reading block

1. E. "stabbed me in the back" Meaning: To betray someone or do something unkind.

2. D. "as blind as a bat" Meaning: When you are not able to see very well.

3. K. "dead on my feet" Meaning: When you are very tired and worn out.

4. H. "in hot water" Meaning: When you are in trouble or facing a difficult situation.

5. L. "spill the beans" Meaning: When you accidentally spill a secret.

6. J. "green-eyed monster" Meaning: When you are jealous or envious of someone else.

7. G. "weighed a ton" Meaning: When something feels immensely heavy.

8. "hold my tongue" Meaning: When you keep quiet and do not say what you want to say.

9. "skin began to crawl" Meaning: When you feel very uncomfortable or scared.

10. B. Meaning: When you feel very uncomfortable or scared.

Cut the cards out. Have students put the correct sides together.

THE LIFETIME LEARNER



# What Skills are Included?

## Reading Skills:

- Compare & Contrast
- Idioms
- Sequencing
- Text Evidence
- Ask & Answer Questions
- Main Idea
- Spelling Practice
- Summarizing/Inferring
- Parts of Speech
- Punctuation Marks
- Quotation Marks

Name: \_\_\_\_\_

### FUN FACTS ABOUT HALLOWEEN

Read the fun facts. Then, color in the text after you read each question card.

1. The record for the most lit jack-o'-lanterns is an incredible 30,128. This impressive feat was organized by Camp Sunshine in Boston, Massachusetts. It took place back in 2006 and has stood as the top record ever since.
2. The heaviest pumpkin ever recorded weighed a massive 1,818 pounds! This giant pumpkin won the title at the Prince Edward County Pumpkinfest. It is held in Wellington, Ontario yearly.

Name: \_\_\_\_\_

### FUN FACTS ABOUT HALLOWEEN

- |  |  |   |  |
|--|--|---|--|
| 1. How many vampires gathered in Doswell, Virginia, to break the world record in 2011? | 2. How many witches gathered in Spain to break the world record? | 3. How many people were wrapped as mummies in London, UK? | 4. In what year was the record for the most lit jack-o'-lanterns set in Boston, Massachusetts? |
|--|--|---|--|

### ALL ABOUT HAUNTED HOUSES

Read the passage. Then, answer the questions.

Haunted houses are popular attractions that people visit during Halloween. These spooky places give visitors a fright through decorations, creepy sounds, and scares. Many people enjoy the scariness comes from walking through dark hallways filled with surprises. Haunted houses can be set up in theme parks, buildings, or even homes.

Name: \_\_\_\_\_

### ALL ABOUT HAUNTED HOUSES



1. How do lighting and sound effects contribute to the atmosphere of a haunted house? Explain using details from the passage.  
\_\_\_\_\_  
\_\_\_\_\_
2. Why do you think people enjoy visiting haunted houses, even though they are meant to scare them? Provide reasons to support your answer.  
\_\_\_\_\_  
\_\_\_\_\_
3. What role do the actors play in creating the haunted house experience? Give examples from the text to explain.  
\_\_\_\_\_  
\_\_\_\_\_
4. How do the interactive elements in haunted houses make the experience more intense for visitors? Provide specific details.  
\_\_\_\_\_  
\_\_\_\_\_
5. Compare the use of props and actors in creating a scary environment. Which do you think is more effective and why?  
\_\_\_\_\_  
\_\_\_\_\_



# The no prep printable questions are **100% editable!**

Name: \_\_\_\_\_

### FUN FACTS ABOUT HALLOWEEN

1. How many vampires gathered in Doswell, Virginia, to break the world record in 2011?  Color it red. 🎃	2. How many witches gathered in Spain to break the world record?  Color it light blue. 🎃	3. How many people were wrapped as mummies in London, UK?  Color it light green. 🎃	4. In what year was the record for the most lit jack-o'-lanterns set in Boston, Massachusetts?  Color it yellow. 🎃
5. How many apples did Cherry Yoshitake bob in one minute to set a Halloween world record?  Color it purple. 🎃	6. How much did the largest pumpkin pie ever made weigh in New Bremen, Ohio?  Color it orange. 🎃	7. How long was the walk-through at the Cutting Edge Haunted House that set a world record?  Color it pink. 🎃	8. What was Stephen Clarke's world record time for carving a pumpkin?  Color it brown. 🎃
9. What is the record for the most pumpkins smashed in one minute, set by Ayda Field?  Color it gray. 🎃	10. How much did the heaviest pumpkin ever recorded weigh at the Prince Edward County Pumpkinfest?  Color it black. 🎃	11. What two records both took place in 2013?  Color it dark blue. 🎃	12. Which camp organized lighting the most jack-o'-lanterns?  Color it dark green. 🎃

Read each question on the page. Color in each answer on the passage. THE LIFETIME LEARNER

10 Pre-Made  
Centers  
(Print & Go)

Name: \_\_\_\_\_

### FUN FACTS ABOUT HALLOWEEN

1. How many vampires gathered in Doswell, Virginia, to break the world record in 2011?  Color it red. 🎃	2. How many witches gathered in Spain to break the world record?  Color it light blue. 🎃	3. How many people were wrapped as mummies in London, UK?  Color it light green. 🎃	4. In what year was the record for the most lit jack-o'-lanterns set in Boston, Massachusetts?  Color it yellow. 🎃
5. How many apples did Cherry Yoshitake bob in one minute to set a Halloween world record?  Color it purple. 🎃	6. How much did the largest pumpkin pie ever made weigh in New Bremen, Ohio?  Color it orange. 🎃	7. How long was the walk-through at the Cutting Edge Haunted House that set a world record?  Color it pink. 🎃	8. What was Stephen Clarke's world record time for carving a pumpkin?  Color it brown. 🎃
9. What is the record for the most pumpkins smashed in one minute, set by Ayda Field?  Color it gray. 🎃	10. How much did the heaviest pumpkin ever recorded weigh at the Prince Edward County Pumpkinfest?  Color it black. 🎃	11. What two records both took place in 2013?  Color it dark blue. 🎃	12. Which camp organized lighting the most jack-o'-lanterns?  Color it dark green. 🎃

Read each question on the page. Color in each answer on the passage. THE LIFETIME LEARNER

**edit any question!**

10 Pre-Made  
Centers:  
Editable Version

# 2 Versions Included



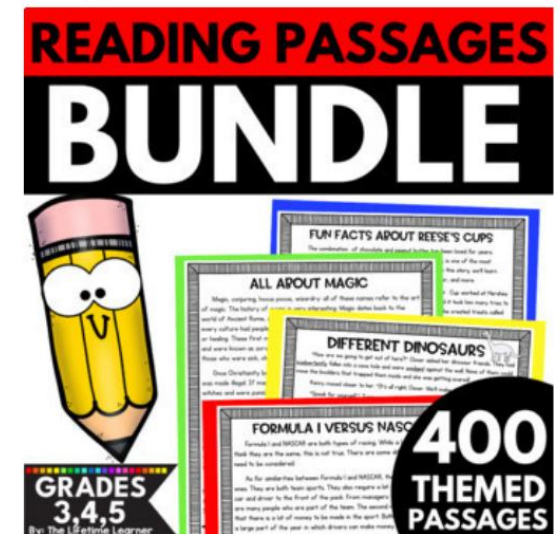
# other resources this pairs well with:

Grab the 3-5 reading room transformation for additional passages!

Or, add in some math to your themed learning day!



When you purchase a Mega Bundle, you save 50% off the price of the individual resources!



Add On Pack Bundle!

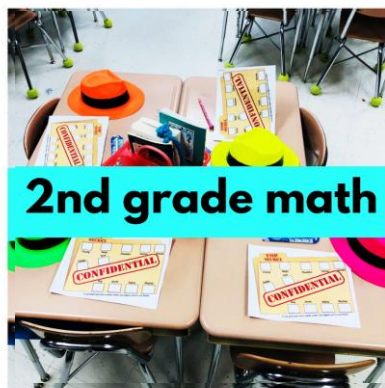


# classroom transformations

## low prep, fun, and engaging!



1st grade math



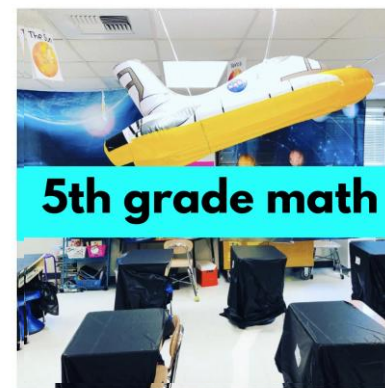
2nd grade math



3rd grade math



4th grade math



5th grade math



kindergarten math

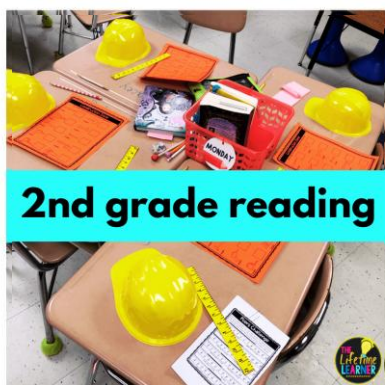
# K-5 MATH & READING



kindergarten reading



1st grade reading



2nd grade reading



GR 3-5 reading  
comprehension




3-5 reading  
add-on packs



alphabet letters



# Please Note:

- 
- **This is not a stand-alone room transformation.**
  - **There are no decorations included.**
  - **There are 10 reading passages and activities provided.**
  - **The questions are editable. The passages are not.**
  - **The digital version is provided in Google Slides.**
  - **This Add on Pack aligns with my math & reading classroom transformations.**
  - **Let me know if you have ANY questions! You can email me at [lindsaythelifetimelearner@gmail.com](mailto:lindsaythelifetimelearner@gmail.com)**