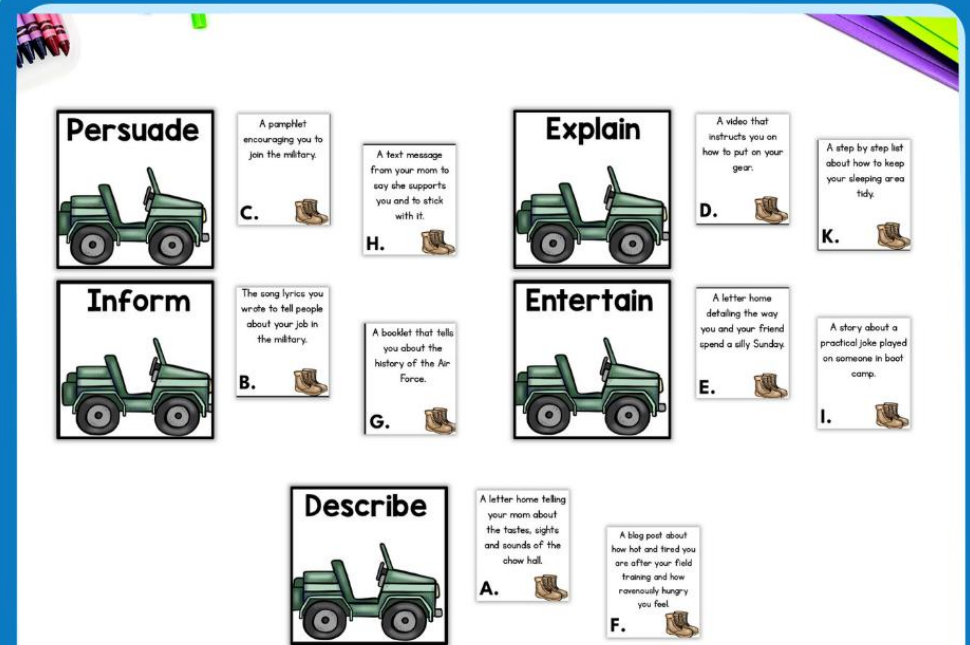


WHAT IS THIS?

It's a low-prep room transformation!



Use the 10 reading stations, included decor, and more for a fun & easy room transformation!



This themed learning day has 10 stations that all review author's purpose (PIEED) in a variety of ways. You can use 1, 5, or all 10--it's flexible!

Room transformations can be stress-free and low-prep.

Keep scrolling to learn how!



Let's start with the basics...

What is a classroom transformation?

A classroom transformation changes your room into a certain setting or theme to engage students in their own learning with rigorous content.



Donut Shop Day



Rock Star Day



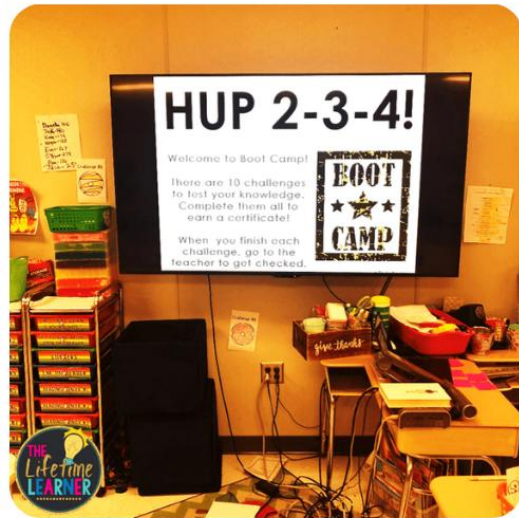
Camping Day

You don't have to spend hours of your time setting up a room transformation or spend lots of money to make it **SO MUCH FUN!**

STEP 1:

Tell your class they are in boot camp today!

They will complete author's purpose activities set up around the room. You can do this for a day, a few days, or over the course of a week!



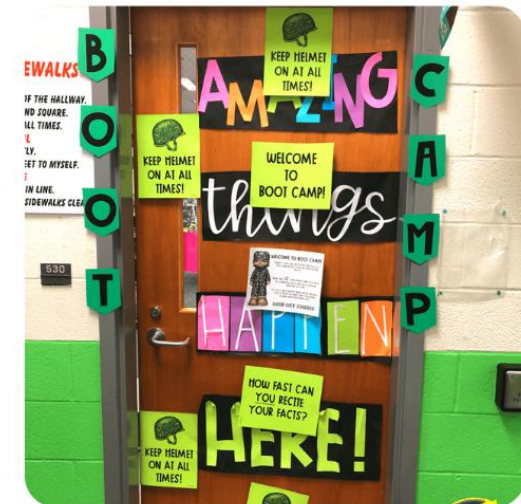
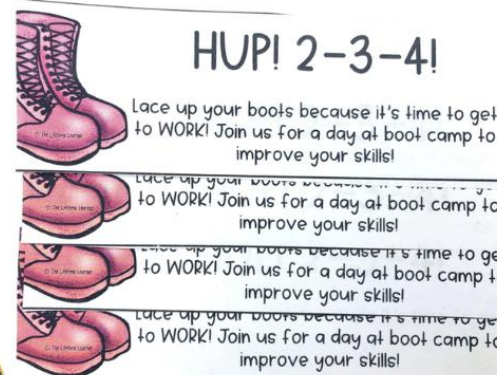
Flexibility is key.

Need to modify? No problem!
Choose how many centers students will need to complete and what time frame they have to meet YOUR needs.



Set-up is quick and easy.

Simply print the posters, 10 activities, and a recording sheet for each student. Place them around your room and you're ready to begin!



STEP 2:

Let students move around the room and complete each station. They read author's purpose paragraphs and then complete an activity to go with it. They can be completed in any order. All stations include a variety of author's purpose (PIEED) activities. You can choose just a few for students to complete or use all 10. This is up to the teacher and the amount of time you'd like to fill.

Optional Recording Sheet

When a student finishes a center, you sign that spot on their recording sheet to keep track of what they've completed.

Freedom to choose.

Students can work in partners, rotations, groups, or independently. Your choice!

The collage features three main educational materials:

- Boot Camp Day Recording Sheet:** A sheet with a cartoon soldier illustration and a grid for tracking completion across 9 centers. Center #4 is marked with a pink '26'.
- Color by Code (Postcard):** A postcard titled 'COLOR BY CODE' with a grid of numbers and a list of colors to be used for coloring. The colors listed are red, orange, yellow, light green, dark green, blue, purple, and pink.
- Color by Code (Flag):** A large 'COLOR BY CODE' activity featuring a stylized American flag with numbers placed on the stripes and stars, corresponding to the color key.

STEP 3:

When students finish all activities you've assigned, they win! You can give them the included certificate, coloring page, or a small prize of your choice.


A shopping guide is also included to give you suggestions of optional "extras" you could add in.

Remember:

Anything different from a "normal" day in the classroom is special to students! A reward at the end isn't required during a classroom transformation.



Certificate



Coloring Page



In Action Pic



Prize

STEP 4:

Most of the time, there are early finishers. These kiddos get to go around the room and read fun facts about the topic! No one is ever bored.

Choose from 3 versions!

1 Digital Scavenger Hunt

Let students "find" the facts on Google Slides

2 Printable Facts

Hang facts around room

3 QR Codes

Students scan to read fun facts



10 READING COMPREHENSION PIEED ACTIVITIES:

Name: _____

WRITE A SENTENCE

If you want to join the Army, but have been hesitant to do so, then listen up! There are many benefits you can	Did you know there are many jobs that a soldier can choose to do in the Army? For instance, the Army needs firefighters	The process of becoming a soldier can be confusing, so let's clarify it! First, you speak with a recruiter.	A lot of people have heard of "the Forge" but don't know what it is. If you want to test your mental and
--	---	---	--



Name: _____

TRUE OR FALSE?

1. One of the most challenging aspects of military life is the physical toll it takes on your body. During a ten-mile hike, likely with a	2. Marissa dropped to her knees and pulled her hair back. She felt like she was ready to throw up. She had been hiking for miles	3. To survive Air Force Boot Camp, you need to be physically fit. If you want to graduate from Basic Military Training as a male
---	--	--

Name: _____

MATCHING

A. If you are trying to decide what the most important branch of the Army is, you need to pick the cyber branch. If the online system are broken into, the entire country is in danger. That is why Cyber Security is the most important part of the Army in modern times.	1. Describe 
B. The infantry is where the Army shows strength. They are always trained and ready for action. Their field training prepares them to handle real-world challenges and accomplish their missions. Their readiness is critical to the success of every operation they complete.	2. Inform 

Name: _____


BOOT CAMP PARAGRAPHS

A. There are 8 week of training for Air Force Boot Camp. If you are signing up, this outline will explain what to expect: 1. <u>The Awakening</u> : Get your haircut, your new clothes, bedding, and learn the routines. 2. <u>Fall In</u> : Learn about ranks in the military. 3. <u>Building a Foundation</u> : Leaders rise to the top as everyone completes more drills. 4. <u>Growing Mentally and Physically</u> : Fine tune your	B. Let me show you what the last hike of boot camp feels like. As you drop your bag at the end, you will feel a mixture of tiredness and pride. You will be drenched from head to toe with sweat. This is because it's no easy task to carry a fifty pound pack on your back. You needed to march no matter what the	C. Have you ever wondered what meals are like in the military? Here's how they go! At Air Force boot camp, each trainee receives three meals a day. If they are out in the field, they eat a Meal-Ready-to-Eat (MRE). Trainees receive portions of a main dish, side dish, dessert, and snack packed in a container.	D. "Hey Rainbow!" Someone shouted as the new kids arrived at boot camp. "What? I'm no rainbow," the new recruit, Amber, thought. "What do they mean?" Then, she figured it out. Rainbows are newbies! Because she doesn't have a uniform yet, it is easy to spot her as someone new. All of the others are in dull-colored uniforms.	E. Every fall at Shawnee High School, it was a tradition that Air Force recruiters would come talk to the seniors. They would answer any questions the students had about the Air Force, how enlistment worked, and what the recruits could expect. The recruiters shared stories of real-life missions. This helped paint a picture of
---	--	--	---	---

Name: _____

5 PILE BOOT CAMP SORT

PERSUADE Color each box the same color as the author's purpose it goes with.

 red **INFORM**

A letter home telling your mom about the tastes, sights and sounds of the	The song lyrics you wrote to tell people about your job in the military.	A pamphlet encouraging you to join the military.	A video that instructs you on how to put on your gear.	A letter home detailing the way you and your friend spend a silly Sunday.
---	--	--	--	---

Name: _____

COLOR BY CODE

1. You just watched a short video clip about a young recruit who was very nervous about boot camp but he worked hard to overcome his fears. The video shows him in various situations in	2. You just read a blog post about feeding a crowd, written by an Army cook. Each recipe included step-by-step instructions, as well as pictures so you could know what	3. You just read in your history book about the different ranks in the Army. There are 13 different ranks in the Army. They go in this order from lowest to highest: private,	4. You just read a postcard from your sister who recently joined the Army. She is telling you how great she feels now that she is more physically active. She is encouraging you
--	---	---	--

Name: _____

POSTER #1: PERSUADE

Persuade someone to sign up for the army by drawing a persuasive sign. Use words and pictures to persuade.

Name: _____

MULTIPLE CHOICE

1. Making food quickly for hundreds of boot camp recruits is no easy task. First, you have to be organized with your shopping and make sure	2. The chow hall is a noisy place three times a day when all of the recruits show up to eat. There are strict rules to follow. For example, everyone needs	3. A Meal-Ready-to-Eat, or MRE, is a packaged meal for soldiers out in the field or in combat situations. Each meal includes a main course,	4. "What is this?" Roger asked as he lifted a plastic food container out of the bag. "That one is beef stew!" Neil replied.	5. Michael walked out of the mess hall with his head down. This morning had been one of the worst days of his life. The recruits who were walking out with him
---	--	---	---	--

**focuses on:
author's purpose**

2 Versions of Every Activity Included for Students

Name: _____



MATCHING

A. If you are trying to decide what the most important branch of the Army is, you need to pick the cyber branch. If the online system are broken into, the entire country is in danger. That is why Cyber Security is the most important part of the Army in modern times.

1. Describe



B. The infantry is where the Army shows strength. They are always trained and ready for action. Their field training prepares them to handle real-world challenges and accomplish their missions. Their readiness is critical to the success of every operation they complete.

2. Inform



C. Let me go through the steps of how to join the finance department in the Army. First, a soldier needs to train in the basic army. Then they need to learn about accounting and soldier pay. Last, they make sure that all parts of payments and expenses are done correctly.

3. Entertain



D. The field artillery team in the Army are responsible for operating heavy and large weapons. They are in charge of cannons, rockets, and missiles. This team works together to calculate targets, load and fire weapons, and maintain equipment under high-pressure

4. Persuade



Name: _____



MATCHING

A. In modern times, if you are trying to decide what the most important branch of the Army is, you need to pick the cyber branch. They conduct global operations on a 24/7 basis. Protecting the electronic assets is one of the most important jobs of the Army. If the Department of Defense is broken into, then the entire country is in danger. That is why Cyber Security is the most important part of the Army in modern times.

1. Describe



B. The infantry is at the heart of the Army's fighting strength. They are well-trained and ready for combat at any time. The infantry does a lot of training in the field. This helps prepare them to handle real-world challenges. They can endure harsh conditions and still take care of business when they are called upon to do so. Their resilience and readiness make them an important part of every mission's success.

2. Inform



C. Let me go through the steps of how to join the finance department in the Army. First, a soldier needs to train to be a part of the basic Army. Then they need to learn all aspects of accounting, soldier pay, and financing. Finally, those who work in the finance area of the Army need to make sure each day that all parts of payments and expenses are done correctly. This is a very detail-oriented job. You need to be organized and good at math to succeed.

3. Entertain



D. The field artillery team in the Army plays a crucial role in providing support during combat operations. They are responsible for operating heavy weaponry, such as cannons, rockets, and missile systems. They are in charge of all long-range firepower. This team works together to calculate targets, load and fire weapons, and maintain equipment under high-pressure conditions.

4. Persuade



E. The military policeman stopped a man who was lurking around the fence and asked him what business he had on the base. No one could just "stop by" the Army base, so the man was looking a little bit suspicious. The police started laughing as soon as he saw the man, however, because of what he saw in his hand. It was a birthday cake. The man was trying to surprise a friend in boot camp with the sweet treat. The entire base had a laugh after this happened.

5. Explain



Write the correct letter on each canteen.

THE LIFETIME LEARNER

Name: _____

MULTIPLE CHOICE



1. Making food in a timely and efficient manner for hundreds of hungry boot camp recruits is no easy task. First, you have to be very organized with your shopping and make sure you have all the ingredients on hand for giant pots of soup or casseroles for the giant ovens. Second, you need to prepare in advance so you can have everything ready for meal time. Next, it is important to season the food you prepare and to cook it correctly so the boot campers will have the required nutrients and delicious taste they need. Finally, you will need to serve the food when it is hot so the recruits will enjoy it.

What was the author's purpose for writing this passage?

A. To entertain the reader with a

2. The chow hall is a noisy place that comes alive three times a day when all of the recruits show up for meals. There are very strict rules to follow. For example, everyone needs to wait patiently standing up and holding their tray until each member of their group is ready to sit down. There are also required ways to take off potentially dangerous equipment before eating. At the conclusion of the meal, there is a set way to put everything back in its place.

What was the author's purpose for writing this passage?

A. To describe the chow hall.

B. To inform the reader about how many people fit in the chow hall.

3. A Meal-Ready-to-Eat, or MRE, is a carefully packaged meal for those who are out in the field or are in combat situations. Each meal includes a main course, side dish, snack or desert, powdered beverage mix, and utensils. There are also bread/crackers with a cheese or peanut butter spread for extra protein. In addition, you may see accessories like a ration heater, chewing gum, seasonings, and a matchbook that can be helpful.

What was the author's purpose for writing this passage?

A. To explain the steps in putting together an MRE.

B. To persuade the reader to eat...

Name: _____

MULTIPLE CHOICE



1. Making food quickly for hundreds of boot camp recruits is no easy task. First, you have to be organized with your shopping and make sure you have ingredients for giant pots of soup. Second, you need to prepare in advance so you can have everything ready for meal time. Finally, you will need to serve the food when it is hot so the recruits will enjoy it.

2. The chow hall is a noisy place three times a day when all of the recruits show up to eat. There are strict rules to follow. For example, everyone needs to wait patiently standing up and holding their tray until each member is ready to sit down. At the end of the meal, there is also a set way to put everything back in its place.

What was the author's purpose for writing this passage?

3. A Meal-Ready-to-Eat, or MRE, is a packaged meal for soldiers out in the field or in combat situations. Each meal includes a main course, side dish, snack or desert, powdered drink mix, and utensils. There are also breads with a cheese or peanut butter spread for protein. You may see other items like a ration heater, chewing gum, seasonings, and a matchbook.

4. "What is this?" Roger asked as he lifted a plastic food container out of the bag. "That one is beef stew!" Neil replied. "Beef stew? Yuck!" said Roger. "You'd be surprised how good it tastes." Neil frowned. "It looks really disgusting." "Try it. You won't regret it," Roger said. "I am getting pretty hungry," Neil sighed. He took a bite and muttered, "This






5. Michael walked out of the mess hall with his head down. This morning had been one of the worst days of his life. The recruits who were walking out with him were still chuckling. Michael had been standing at the table, waiting for his group to appear so he could sit down. When the sergeant spoke to him, he replied quietly. The sergeant didn't like that and oatmeal had been dumped on Michael's head. He had left feeling embarrassed.

Differentiate and give your students the version best for them!

CENTER 1

Multiple Choice

MULTIPLE CHOICE

1. B	2. A	3. C
		
4. 	5. 	

Write A, B, C, or D in each box. THE LIFETIME LEARNER

Making food quickly for hundreds of boot camp recruits is no easy task. First, you have to be organized with your shopping and make sure you have ingredients for giant pots of soup. Second, you need to prepare in advance so you can have everything ready for meal time. Finally, you will need to serve the food when it is hot so the recruits will enjoy it.

What was the author's purpose for writing this passage?

A. To entertain the reader with a funny story from the kitchen.
 B. To explain what it is like to cook for such a large group of people.
 C. To inform the reader.
 D. To explain how to clean.

Making food quickly for hundreds of boot camp recruits is no easy task. First, you have to be organized with your shopping and make sure you have ingredients for giant pots of soup. Second, you need to prepare in advance so you can have everything ready for meal time. Finally, you will need to serve the food when it is hot so the recruits will enjoy it.

What was the author's purpose for writing this passage?

A. To entertain the reader with a funny story from the kitchen.
 B. To explain what it is like to cook for such a large group of people.
 C. To inform the reader about food.
 D. To explain how to clean the kitchen.

1. 

Hands-On Center:

Students choose A, B, C, or D on each card.

No Prep Printable Worksheet!

CENTER 2

Code Breaker

BOOT CAMP






1. **I N F O R M**






2. **D E S C R I B E**





3. **P E R S U A D E**





4. **E X P L A I N**




CODE BREAKER




A =  G =  M =  S =  Y = 





B =  H =  N =  T =  Z = 

C =  I =  O =  U = 

D =  J =  P =  V = 

 =  W = 

 =  X = 

Paragraph 3  Paragraph 2  Paragraph 4  Paragraph 1 

Directions: Use this page to break each code. Then find the matching paragraph that goes with each word.

THE LIFETIME LEARNER

Hands-On Center:

Students use the code breaker sheet to write each word. Then, they find the paragraph that goes with each purpose.

No Prep Printable Worksheet!

CENTER 3

Draw a Poster

DIRECTIONS:

Read each paragraph. Then, it is your job to persuade, inform, or explain to the recruits by drawing a picture on each blank poster. Show the pictures to your boot camp instructor before moving on to a new challenge.

Make sure each poster includes words and pictures!



POSTER #1: PERSUADE
Persuade someone to sign up for the army by drawing a persuasive sign. Use words and pictures to persuade.

Sign up today!

1. Get a bonus
Answer: Joining the army offers you a chance to serve your country while developing more skills and experiences. You'll gain discipline, leadership abilities, and specific training that can open doors in your future career. Being part of the army also means joining a community that values teamwork and camaraderie. Additionally, you'll have access to educational benefits, healthcare, and opportunities to travel. There's even a bonus when you sign up. If you're looking to make a meaningful impact, consider writing to the army.
2. Learn new skills
3. Be a part of a team

Join now!

POSTER #2: INFORM
Inform someone on the duties of a being a cadet by drawing their responsibilities. Use words and pictures to inform the picture.

What Does a Cadet Do?

- Follows orders
- Respects leaders
- Practices and improves skills

Answer: As a cadet in the army, your main duties are to follow orders carefully and show respect to your leaders. This helps keep everyone working together as a team. You also need to practice and work on improving your skill sets. Examples of this are things like playing fit learning new tools, and becoming a better leader by doing these things, you'll be prepared to serve and support the army's values.

Hands-On Center:

Students draw 3 posters: one to persuade, one to inform, and one to entertain.

POSTER #3: EXPLAIN
Explain how to make your bed in the army. Draw a picture and write steps in your drawing. Use words and pictures to explain.

How to Make Your Bed in the Army

1. Fold the sheets neatly.
2. Tuck in corners.
3. Fold blankets.
4. Leave your area clean.

Answer Key: This is an example of what an explain poster may look like. Answers vary.

No Prep Printable Worksheet!

CENTER 4

Color by Code

COLOR BY CODE

Read each task card. Write the COLOR that is correct for each question on each line. Then, use those colors to color in the picture.

1. red
2. orange
3. yellow
4. Light green
5. dark green
6. blue
7. purple
8. pink



1. You just watched a short video clip about a young recruit who was very nervous about boot camp but he worked hard to overcome his fears. The video shows him in various situations in boot camp. It also shows how he works hard to be braver as he learns a lesson about himself! That he can do anything he puts his mind to.

The author's primary purpose for making this video is most likely?

- a. To entertain the viewer with the lessons that he learns. **RED**
- b. To persuade others to join boot camp. **BLUE**
- c. To describe the feelings that boot camp creates. **GREEN**
- d. To inform the audience about boot camp. **YELLOW**

2. You just read a blog post about feeding a crowd, written by an Army cook. Each recipe included step-by-step instructions, as well as pictures to add know what everything was supposed to be. The blog post also listed the exact amount of each ingredient needed and the order of portions the recipe would make.

The author's primary purpose for writing this is most likely?

- a. To entertain the viewer with the lessons that he learns. **RED**
- b. To persuade others to join boot camp. **BLUE**
- c. To describe the feelings that boot camp creates. **GREEN**
- d. To inform the audience about boot camp. **YELLOW**

3. You just read in your history book about the different ranks in the Army. There are 13 different ranks in the Army. She is helping you how great she feels now that she is more physically active. She is encouraging you to start running to eat more healthy foods, and to do sit-ups and push ups too. She mentions all of the health benefits and talks about how happy theendorphins are making her feel.

Your author's primary purpose for writing this postcard is most likely?

- a. To persuade you to work out more. **DARK GREEN**
- b. To explain the step-by-step instructions for working out. **DARK GREEN**
- c. To entertain you with a story about her working out. **PINK**
- d. To describe how tired she feels after working out. **PURPLE**

Hands-On Center:

Students use the coloring task card questions to color in the picture.

COLOR BY CODE

Name: _____

1. You just watched a short video clip about a young recruit who was very nervous about boot camp but he worked hard to overcome his fears. The video shows him in various situations in boot camp. It also shows how he works hard to be braver as he learns a lesson about himself! That he can do anything he puts his mind to.
2. You just read a blog post about feeding a crowd, written by an Army cook. Each recipe included step-by-step instructions, as well as pictures as you could know what everything was supposed to be. The blog post also listed the exact amount of each ingredient needed and the number of portions the recipe would make.
3. You just read in your history book about the different ranks in the Army. There are 13 different ranks in the Army. She is helping you how great she feels now that she is more physically active. She is encouraging you to start running to eat more healthy foods, and to do sit-ups and push ups too. She mentions all of the health benefits and talks about how happy theendorphins are making her feel.
4. You just read a postcard from your author who recently joined the Army. She is helping you how great she feels now that she is more physically active. She is encouraging you to start running to eat more healthy foods, and to do sit-ups and push ups too. She mentions all of the health benefits and talks about how happy theendorphins are making her feel.

The author's primary purpose for making this video is most likely?

- a. To entertain the viewer with the lessons that he learns. **RED**
- b. To persuade others to join boot camp. **BLUE**
- c. To describe the feelings that boot camp creates. **GREEN**
- d. To inform the audience about boot camp. **YELLOW**

The author's primary purpose for writing this is most likely?

- a. To entertain the viewer with the lessons that he learns. **RED**
- b. To persuade others to join boot camp. **BLUE**
- c. To describe the feelings that boot camp creates. **GREEN**
- d. To inform the audience about boot camp. **YELLOW**

The author's primary purpose for writing this article in the history book is most likely?

- a. To entertain you about all the different ranks. **RED**
- b. To inform you about the different ranks in the Army. **YELLOW**
- c. To describe what it is like to be a sergeant major. **DARK BLUE**
- d. To persuade you to become a staff sergeant. **LIGHT BLUE**

Your author's primary purpose for writing this postcard is most likely?

- a. To persuade you to work out more. **DARK GREEN**
- b. To explain the step-by-step instructions for working out. **DARK GREEN**
- c. To entertain you with a story about her working out. **PINK**
- d. To describe how tired she feels after working out. **PURPLE**

Circle A, B, C, or D in each box. Then, color in the correct boxes on the coloring page.

No Prep Printable Worksheet!

CENTER 5

Matching

MATCHING

1. DESCRIBE	2. INFORM	3. ENTERTAIN	4. PERSUADE	5. EXPLAIN
D	B	E		

Write the correct letter in each box.

1. Describe

D. The field artillery team in the Army are responsible for operating heavy and large weapons. They are in charge of cannons, rockets, and missiles. This team works together to calculate targets, load and fire weapons, and maintain equipment under high-pressure conditions.

2. Inform

B. The infantry is where the Army shows strength. They are always trained and ready for action. Their field training prepares them to handle real-world challenges and accomplish their missions. Their readiness is critical to the success of every operation they complete.

Hands-On Center:
Students match up the task cards that go together.

Name: _____

MATCHING

A. If you are trying to decide what the most important branch of the Army is, you need to pick the cyber branch. If the online system are broken into, the entire country is in danger. That is why Cyber Security is the most important part of the Army in modern times.	1. Describe
B. The infantry is where the Army shows strength. They are always trained and ready for action. Their field training prepares them to handle real-world challenges and accomplish their missions. Their readiness is critical to the success of every operation they complete.	2. Inform
C. Let me go through the steps of how to join the finance department in the Army. First a soldier needs to train in the basic army. Then they need to learn about accounting and soldier pay. Last, they make sure that all parts of payments and expenses are done correctly.	3. Entertain
D. The field artillery team in the Army are responsible for operating heavy and large weapons. They are in charge of cannons, rockets, and missiles. This team works together to calculate targets, load and fire weapons, and maintain equipment under high-pressure conditions.	4. Persuade
E. A military policeman stopped a man near the fence, questioning his purpose on the base. The man looked suspicious at first, but the officer burst into laughter upon seeing a birthday cake in his hand. The man was surprising a friend in boot camp, leaving the entire base amused by the incident.	5. Explain

Write the correct letter on each cartoon.

No Prep Printable Worksheet!

CENTER 6

Task Cards

Let me show you what the last hike of boot camp feels like. As you drop your bag of the end, you will feel a mixture of tiredness and pride. You will be drenched from head to toe with sweat. This is because it's no easy task to carry a fifty pound pack on your back. You needed to march no matter what the conditions, whether it was hot or pouring rain. This is no small accomplishment and it deserves to be recognized. Every muscle will be sore, and you will be covered in dirt and sweat. But don't doubt yourself. This is a great success!

What was the author's purpose for writing this paragraph? Each word will be used once.

Persuade Inform Explain Entertain Describe **A.**

Name: _____

PARAGRAPH TASK CARDS

A. This paragraph is **EXPLAIN** because it explains the first 8 weeks of the boot camp journey in the Air Force.

B. This paragraph is **DESCRIBE** because it describes what the last hike of boot camp feels like.

C. _____

D. _____

E. _____

Write a sentence explaining which purpose you chose for each paragraph.

Hands-On Center:
Students read each task card and write a response.

Name: _____

PARAGRAPH TASK CARDS

A. This paragraph is **EXPLAIN** because it explains the first 8 weeks of the boot camp journey in the Air Force.

B. This paragraph is **DESCRIBE** because it describes what the last hike of boot camp feels like.

C. This paragraph is **INFORM** because it informs the reader what meals are like in the military.

D. This paragraph is **ENTERTAIN** because it entertains the reader by showing Amber's reactions to nicknames at boot camp.

E. This paragraph is **PERSUADE** because the Air Force recruiters are trying to persuade students to join the Air Force.

Write a sentence explaining which purpose you chose for each paragraph.

No Prep Printable Worksheet!

CENTER 7

Write a Sentence

to join the Army, but have been hesitant to do so. Listen up! There are many benefits you can enjoy. If you sign up now, you can receive up to \$50K for an Active Army Enlistment Bonus. If you agree to report to boot camp right away, there is also a "quick ship" program. Sign up today and get multiple bonuses!

What is the author's purpose in writing this paragraph?

Did you know there are many jobs that you can do in the Army? For instance, the Army has jobs for people who study fire protection. This is so that you can go to the Army and back in the real world. You can be a fire engineer. They learn bridge building, construction, and repair. These are just a few of the jobs you can do in the Army.

What is the author's purpose in writing this paragraph?

WRITE A SENTENCE TASK CARDS

Name: _____

Soldier 1:
The author is trying to persuade people about the perks of joining the Army.

Soldier 2:
The author wants to inform the reader that there are many types of jobs in the Army, and give some examples.

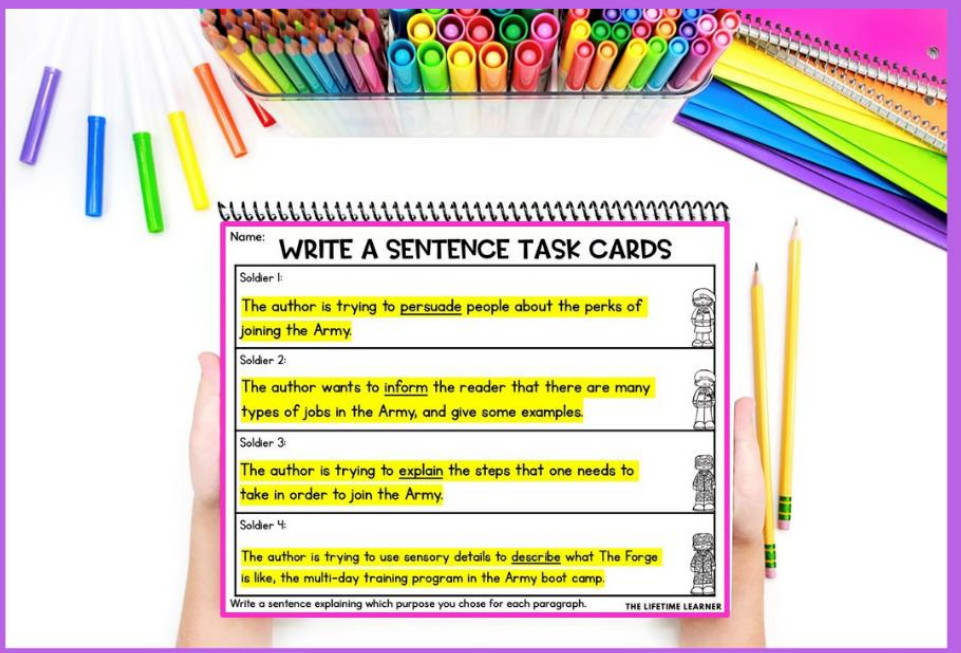
Soldier 3:

Soldier 4:

Write a sentence explaining which purpose you chose for each paragraph. THE LIFETIME LEARNER

Hands-On Center:

Students write the answer to each prompt on the lines.



No Prep Printable Worksheet!

CENTER 8

Sorting Game

Inform

The song lyrics you write to tell people about your job in the military.

B.

Describe

A letter home telling your mom about the tastes, sights and sounds of the chow hall.

A.

Persuade

A pamphlet encouraging you to join the military.

C.

Entertain

A letter home detailing the way you and your friend spend a silly Sunday.

E.

Explain

A video that instructs you on how to put on your gear.

D.

Describe

A blog post about how hot and tired you are after your field training and how ravenously hungry you feel.

F.

Inform

A text message from your mom to say she supports you and to stick with it.

H.

Entertain

A story about a practical joke played on someone in boot camp.

I.

Explain

A step by step list about how to keep your sleeping area tidy.

K.

Hands-On Center:

Students sort each card onto the correct mat.



No Prep Printable Worksheet!

CENTER 9

Sorting Game

In your school, you had a guest speaker who was taking all of the things she experienced in the Air Force. She discussed the sights, sounds, and smells of being in the show hall. Additionally, she discussed the living quarters and being out in the field. She explained what it felt like to be far from home, how she was able to make new friends, and the worries she had while getting through her basic training.

The speaker's purpose for speaking is what?

- To describe what being in the Air Force is like.
- To persuade you to join the Air Force.
- To inform you about the rules of the Air Force.
- To entertain you with an Air Force joke.

The Answer is B



You just read a poster that said "Be All That You Can Be in the Army." Along with the giant slogan, you see positive statistics about sign-on bonuses for having special skills or for signing up fast. You see pictures of happy soldiers doing what they love. The poster is hanging in a local school.

The author's primary purpose for creating this poster is likely?

- To entertain you with a story about the Army.
- To persuade you to join the Army.
- To explain the steps you should take to join the Army.
- To describe the best parts about the Army.

1.

You just read a newspaper article about a Navy recruit ending up in the hospital after getting dehydrated during training in the desert sun. It shows how he threw up, felt exhausted, and ended up crawling to the of the training like he was barely able to make his way with his pack on his back because no one knew he was dehydrated.

The author's primary purpose for writing this newspaper article is likely?

- To inform you of the importance of staying hydrated.
- To explain the way someone gets dehydrated.
- To describe what it looks and feels like to be dehydrated.
- To explain who throws up in the Navy.

The Answer is C



You just read a brochure about how to skydive on a military mission. The brochure gives step-by-step instructions about what you need to do in order to skydive safely. It also showed illustrations to ensure that you put the gear on the correct way and showed the reasons why people in the military might need to skydive in a hurry.

The author's primary purpose for creating this brochure is likely?

- To describe the sights and sounds of skydiving.
- To entertain you with a skydiving story.
- To explain the steps involved in skydiving safely.
- To persuade you to go skydiving.

The Answer is D



Hands-On Center:

Students sort each card onto the correct mat.



No Prep Printable Worksheet!

CENTER 10

True or False

TRUE

FALSE

One of the most challenging aspects of military life is the physical toll it takes on your body. During a ten-mile hike, likely with a 50-pound pack on your back, your legs will burn from the effort. Sweat will sting your eyes and pour down your back, your shoulders will ache, and each breath will become difficult. There are moments when it may feel like you could pass out. But when you finally stop, your body slowly recovers. You start to feel yourself returning to life and are stronger than before.

This author's purpose was to describe. True or false?

1.

To survive Air Force Boot Camp, you need to be physically fit. If you want to graduate from Basic Military Training as a male, you will need to run 1.57 for a mile and a half, do 33 push ups, and 42 sit ups. If you are a female, you need to run a mile and a half in 14:20, do 27 pushups and 50 sit ups. Recruits practice for 8 weeks leading up to the test to make sure that they can hit their mark. If they can do even more than this minimum standard, there are two other special fitness levels they can achieve.

The author's purpose was to inform. True or false?

Marissa dropped to her knees and pulled her hair back. She felt like she was ready to throw up. She had been hiking for miles with the pack on her back, dry heaving as she went. But now she just couldn't hold back. This exertion was simply too much for her. She laid her head on the cool dirt near the tree where she fell and decided that she would never get up again. Maybe this test to join the Army was too hard after all.

The author's purpose was to persuade. True or false?

2.

Rappelling is a fun activity to try in the military. But you need to be careful while rappelling so you don't hurt yourself. Here are 5 quick steps to make sure that you are rappelling correctly and safely.

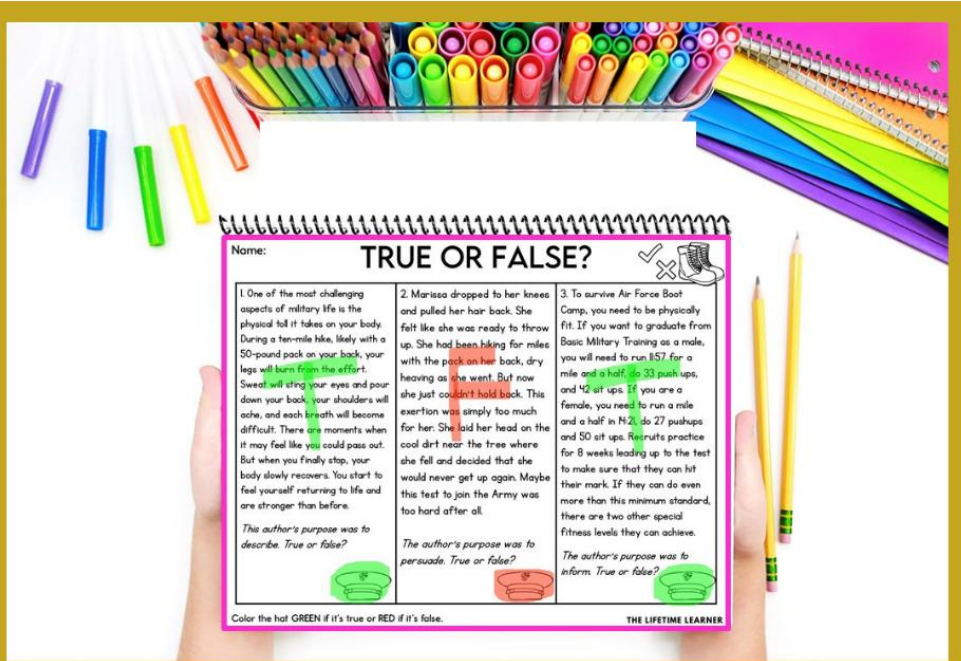
- Attach your rope to your anchors and make sure your harness is on safely.
- Attach your rappelling device to the rope and attach yourself to the rappel device.
- Grab the rope and increase it to maximum friction, which means the rope will not be able to get through the device.
- Slowly, ensure there is less friction as you re-adjust the rope so you can move.
- Keep adjusting the friction until you find a safe and comfortable speed to lower yourself down.

The author's purpose was to explain. True or false?

4.

Hands-On Center:

Students decide if each card is true or false.



No Prep Printable Worksheet!

HOW TO USE THIS:

Ideas for Implementation:

- pick and choose the centers you want to use: do what works best for your class!
- give less than 10 centers to students if you are short on time
- give students the whole day to complete all 10 centers/activities OR spread the room transformation out over a couple of days
- use the hands-on centers during your room transformation and the no-prep printables as a review during your reading block

Persuade
A pamphlet encouraging you to join the military.
C.

Inform
The song lyrics you wrote to tell people about your job in the military.
B.

Describe
A letter home telling your mom about the tastes, sights and sounds of the chow hall.
A.

Explain
A text message from your mom to say she supports you and to stick with it.
H.

Entertain
A booklet that tells you about the history of the Air Force.
G.

K.

D.

E.

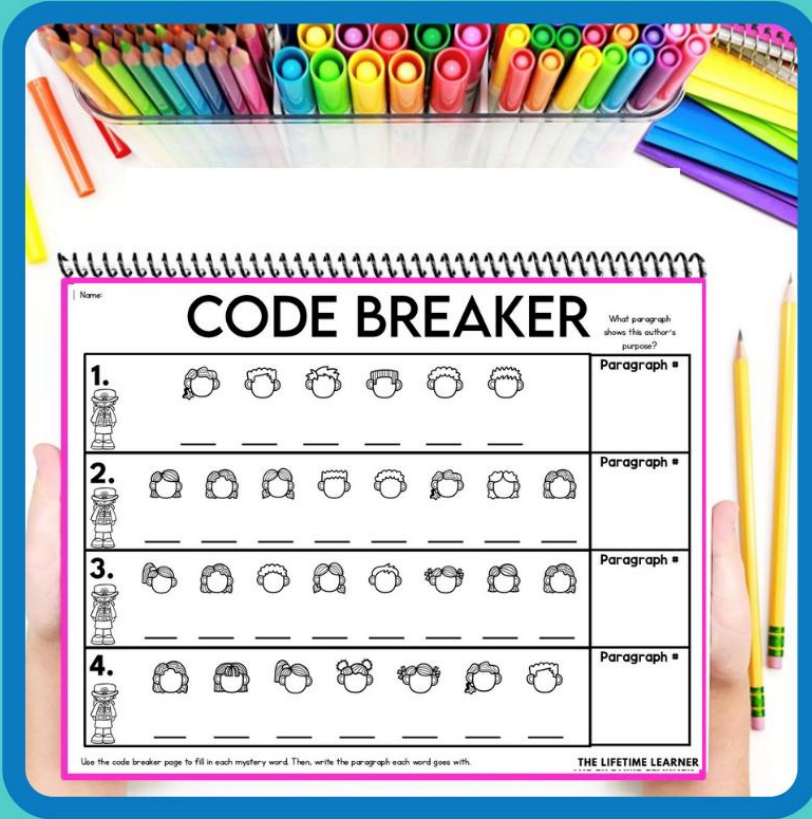
F.

I.

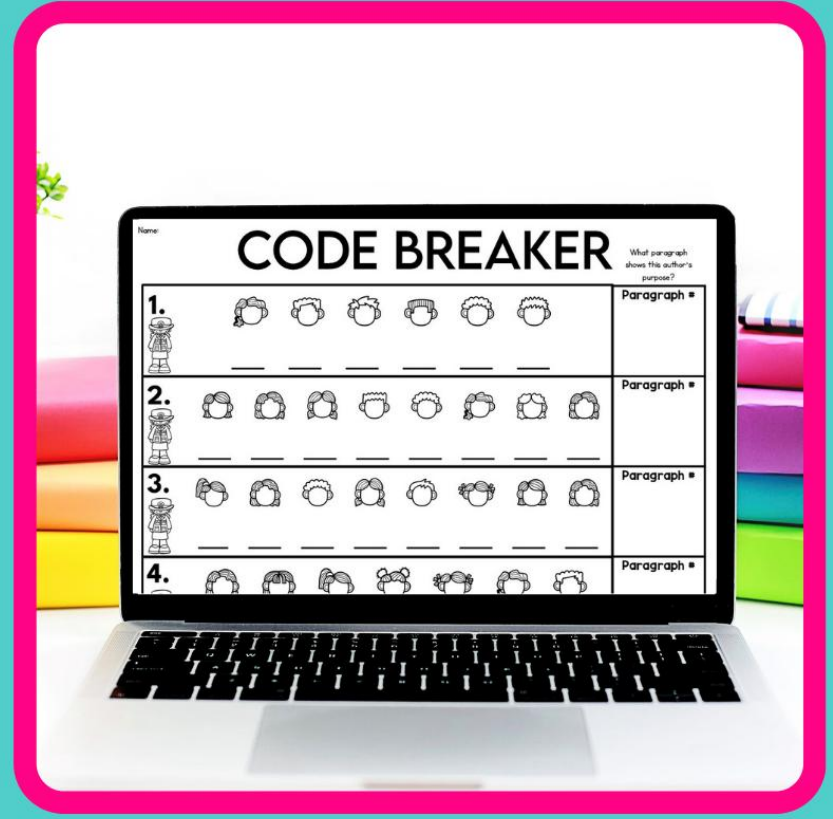
J.

L.

PRINT & DIGITAL



Print & Go



Google Slides

**There is a digital version of the
no-prep printables!**

The no prep printable questions are **100% editable!**

Name: _____

MATCHING

A. If you are trying to decide what the most important branch of the Army is, you need to pick the cyber branch. If the online system are broken into, the entire country is in danger. That is why Cyber Security is the most important part of the Army in modern times.	1. Describe
B. The infantry is where the Army shows strength. They are always trained and ready for action. Their field training prepares them to handle real-world challenges and accomplish their missions. Their readiness is critical to the success of every operation they complete.	2. Inform
C. Let me go through the steps of how to join the finance department in the Army. First a soldier needs to train in the basic army. Then they need to learn about accounting and soldier pay. Last, they make sure that all parts of payments and expenses are done correctly.	3. Entertain
D. The field artillery team in the Army are responsible for operating heavy and large weapons. They are in charge of cannons, rockets, and missiles. This team works together to calculate targets, load and fire weapons, and maintain equipment under high-pressure conditions.	4. Persuade
E. A military policeman stopped a man near the fence, questioning his purpose on the base. The man looked suspicious at first, but the officer burst into laughter upon seeing a birthday cake in his hand. The man was surprising a friend in boot camp, leaving the entire base amused by the incident.	5. Explain

Write the correct letter on each canteen.

THE LIFETIME LEARNER

Name: _____

MATCHING


A. If you are trying to decide what the most important branch of the Army is, you need to pick the cyber branch. If the online system are broken into, the entire country is in danger. That is why Cyber Security is the most important part of the Army in modern times.	1. Describe
B. The infantry is where the Army shows strength. They are always trained and ready for action. Their field training prepares them to handle real-world challenges and accomplish their missions. Their readiness is critical to the success of every operation they complete.	2. Inform
C. Let me go through the steps of how to join the finance department in the Army. First a soldier needs to train in the basic army. Then they need to learn about accounting and soldier pay. Last, they make sure that all parts of payments and expenses are done correctly.	3. Entertain
D. The field artillery team in the Army are responsible for operating heavy and large weapons. They are in charge of cannons, rockets, and missiles. This team works together to calculate targets, load and fire weapons, and maintain equipment under high-pressure conditions.	4. Persuade
E. A military policeman stopped a man near the fence, questioning his purpose on the base. The man looked suspicious at first, but the officer burst into laughter upon seeing a birthday cake in his hand. The man was surprising a friend in boot camp, leaving the entire base amused by the incident.	5. Explain

Write the correct letter on each canteen.

THE LIFETIME LEARNER

edit any question!

Center #1



Type here
Type here
Type here
Type here
Type here
Type here
Type here
Type here
Type here
Type here
Type here

Name: _____

THE LIFETIME LEARNER


10 Pre-Made Centers
(Print & Go)

10 Pre-Made Centers:
Editable Version

10 Blank Centers
To Add Your Own Content

3 Versions Included


WHAT'S INCLUDED?




10 Color & B/W Posters




Recording Sheets



10 Hands On Centers




10 No Prep Printables



2 Versions of Activities




Printable Hats



Name Tags



Coloring Page




Folder Insert



Decor Posters

keep scrolling to see more!

WHAT'S INCLUDED?



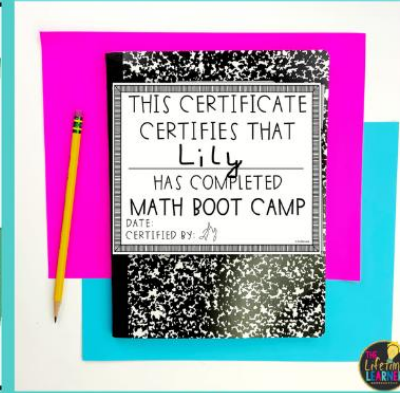
Welcome Slide



Editable Versions



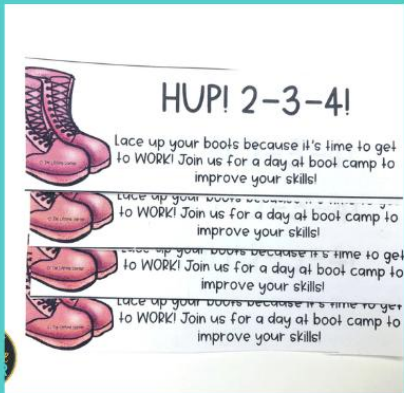
Banner



Certificate




Shopping Guide



Admission Tickets




Digital Version



Answer Keys



QR Codes



Fun Facts

jam-packed with fun, rigor, and engagement!

other resources this pairs well with:

Add in even more reading passages with an add-on pack!

Or, mix some math into your themed learning day!

BOOT camp ADD-ON PACK

EDITABLE READING PASSAGES

GRADES 3-5 READING

By: The Lifetime Learner

A HIKING SUCCESS
A LITTLE BIT OF KINDNESS
FRONTLINE FRIENDSHIP

BOOT camp MULTIPLICATION fact fluency

EDITABLE ROOM TRANSFORMATION

3RD GRADE MATH

By: The Lifetime Learner

3.OA.7

BOOT camp factors and multiples

EDITABLE ROOM TRANSFORMATION

4TH GRADE MATH

By: The Lifetime Learner

4.OA.4

BOOT camp math review

EDITABLE ROOM TRANSFORMATION

5TH GRADE MATH

By: The Lifetime Learner

5.NBT.1-7

reading MEGA BUNDLE

CLASSROOM TRANSFORMATIONS

40 THEME DAYS!

THE LIFETIME LEARNER

GRADES 3-5

When you purchase a Mega Bundle, you save 50% off the price of the individual resources!

READING PASSAGES BUNDLE

400 THEMED PASSAGES

GRADES 3,4,5

By: The Lifetime Learner

FUN FACTS ABOUT REESE'S CUPS
ALL ABOUT MAGIC
DIFFERENT DINOSAURS
FORMULA 1 VERSUS NASCAR

Add On Pack Bundle!

classroom transformations

low prep, fun, and engaging!



1st grade math



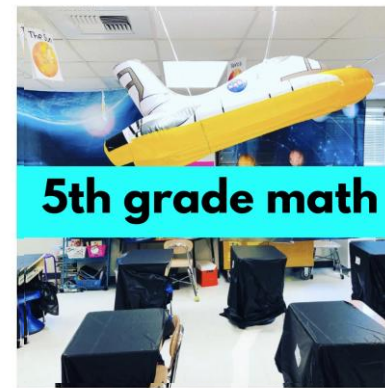
2nd grade math



3rd grade math



4th grade math



5th grade math



kindergarten math

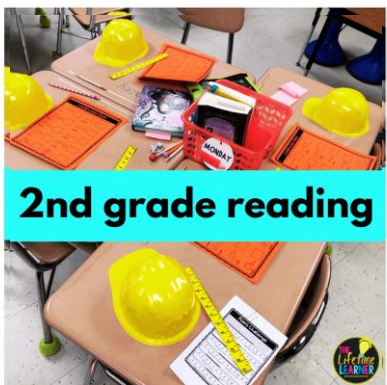
K-5 MATH & READING



kindergarten reading



1st grade reading



2nd grade reading



GR 3-5 reading comprehension



3-5 reading add-on packs



alphabet letters

THE LIFETIME LEARNER'S CLASSROOM TRANSFORMATIONS ARE:

1. Engaging to Students
2. Classroom Tested (and Student-Approved)
3. Print and Digital Compatible
4. Jam-Packed with Content
5. Aligned to Reading Standards
6. Easy to Implement
7. Flexible for Every Classroom
8. Versatile Ways to Reward Students
9. Rigorous Student Learning Activities

All content is included so you can simply **print**
and get ready for an **AMAZING** experience
with your students!



Please Note:

- **There are 10 reading challenges provided as well as décor, a fast finisher activity, and additional extras.**
- **The digital version is provided in Google Slides.**
- **Nervous about trying your first room transformation? You'll be hooked once you try one! I promise!**
- **Feel free to contact me if you have questions or want to chat about room transformations. You can email me at lindsaythelifetimelearner@gmail.com**