

WHAT IS THIS?

It's a low-prep room transformation!



Use the 10 reading stations, included decor, and more for a fun & easy room transformation!

SANTA'S SLEIGH

Isabella woke up to a clattering noise downstairs. It was Christmas Eve so she sat up. Quietly, she got out of bed and tiptoed down the stairs. At the bottom, Isabella saw Santa Claus putting presents under the tree. The pile he was making was gigantic.

"I have to talk to him," she whispered softly. "But how?" She remembered Santa had a sleigh on the roof. If she could sneak into it, she could fly around with Santa all night.

While Santa was taking presents to a foot inside and was sucked up to the his charming reindeer lined up neatly.

She hurried towards the enormous perfect place to hide in the back. A r His loud voice called, "Now, Dashe Cupid! On, Donner and Blitzen!" The r "Santa?" she asked, popping her Santa swiftly turned to look at h should be in bed. It's late, and your p Isabella thought about this. If he "I guess I should go back," she s Santa laughed. "I am glad I met

SLEIGH WORD SEARCH

| | | | | | | | | | |
|---|---|---|---|---|---|---|---|---|---|
| R | F | N | D | T | I | P | T | O | E |
| E | C | E | G | L | C | L | D | X | S |
| I | L | C | N | B | H | M | H | R | W |
| N | A | S | G | O | A | P | N | I | I |
| D | T | L | L | A | R | G | E | W | F |
| E | T | E | U | G | M | M | A | M | T |
| E | E | I | M | I | I | J | O | I | L |
| R | R | G | L | H | N | D | U | U | Y |
| Z | H | H | Y | I | G | I | U | S | |
| G | I | G | A | N | T | I | C | S | G |

WORD BANK

| | |
|----------|----------|
| ENORMOUS | SLEIGH |
| CHARMING | CLATTER |
| SWIFTLY | TIPTOE |
| LARGE | GLUMLY |
| GIGANTIC | REINDEER |

2. A verb describing how Isabella went down the stairs.

3. An adjective describing the reindeer.

4. A noun that Santa rides in.

This themed learning day has 10 holiday stations that are perfect for a reading comprehension review.

You can use 1, 5, or all 10--it's flexible!

Room transformations can be stress-free and low-prep.

Keep scrolling to learn how!



Let's start with the basics...

What is a classroom transformation?

A classroom transformation changes your room into a certain setting or theme to engage students in their own learning with rigorous content.



Donut Shop Day




Rock Star Day



Camping Day

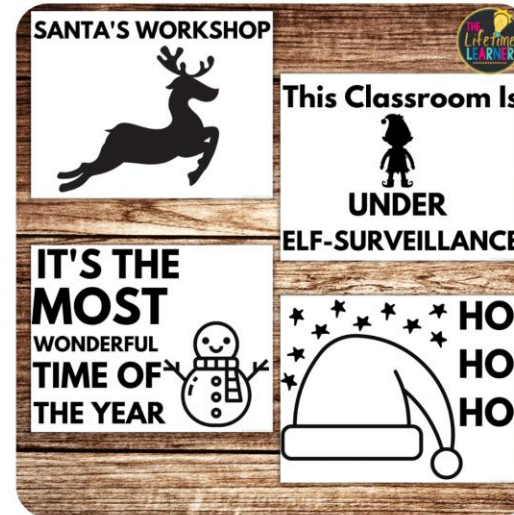
You don't have to spend hours of your time setting up a room transformation or spend lots of money to make it **SO MUCH FUN!**



STEP 1:

Tell your class they are in Santa's workshop today!

They will complete reading comprehension activities set up around the room. You can do this for a day, a few days, or over the course of a week!



Set-up is quick and easy.

Simply print the posters, 10 activities, and a recording sheet for each student. Place them around your room and you're ready to begin!



Flexibility is key.

Need to modify? No problem!
Choose how many centers students will need to complete and what time frame they have to meet YOUR needs.



STEP 3:

When students finish all activities you've assigned, they win! You can give them the included certificate, coloring page, or a small prize of your choice.

A shopping guide is also included to give you suggestions of optional "extras" you could add in.

Remember:

Anything different from a "normal" day in the classroom is special to students! A reward at the end isn't required during a classroom transformation.



Certificate



Coloring Page



In Action Pic



Prize

STEP 4:

Most of the time, there are early finishers. These kiddos get to go around the room and read fun facts about the topic! No one is ever bored.

Choose from 3 versions!

1 Digital Scavenger Hunt

Let students "find" the facts on Google Slides

2 Printable Facts

Hang facts around room

3 QR Codes

Students scan to read fun facts



10 READING COMPREHENSION PASSAGES/ACTIVITIES:

PENGUIN FRIENDS



"Today, we finish our igloos," Perry the penguin said. "I've calculated how much snow we need. If we stick to my plan, we'll finish with plenty left over for a snowball fight!"

Jill smiled at Perry's plan. "That's great. You're always so smart and prepared."

Meanwhile, Gilbert, who was fumbling with his supplies, glanced up. "Wait, are we starting

PENGUIN FRIENDS: CHARACTER TRAITS SORT

Each character needs 4 boxes colored in: 2 character traits and 2 sentences proving evidence of the character traits.



BLUE

Dishonest

This penguin admits they lose things easily.

This penguin is quick to say sorry when they have been caught.

Anxious

THE SNOW CAP



"What is this?" Richard the reindeer questioned, his eyes narrowing as he saw a peculiar object lying on the snowy ground. The object was soft, light blue, and fuzzy, with an opening resembling a pocket. He glanced around, hoping one of his friends might know what it was. "Has anyone seen anything like this before?" Richard asked, nudging the fluffy item with his nose.

Trudy the bird swooped down from a nearby tree branch. "It must be something from the humans," she chirped, hopping closer. "They always drop strange things out here. I wonder what it's used for."

Chipper the squirrel dashed over with excitement. "Let's investigate!" He swiftly snatched up the fluffy item and held it high. "This is perfect for storing my acorns! Look at the spacious pocket inside."

"What is that?" Richard asked, nudging the fluffy item with his nose.

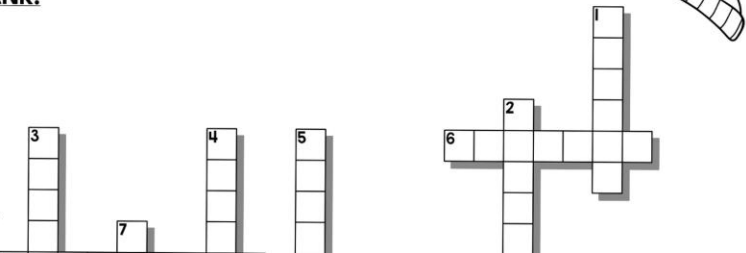
Name:

THE SNOW CAP

Fill in the crossword puzzle using the clues.

WORD BANK:

- baffling
- peculiar
- gleamed
- scurried
- resemble
- spacious
- disbelief
- suited
- investigate
- bickering



ICE SKATING FUN



"I love ice skating!" Lillian exclaimed as she did a twirl on the rink. She was walking on air as she skated. "I wish we'd have a white Christmas so we could skate outside."

Her father nodded but pointed outside the rink where her brother sat alone. "Dylan looks like he's on the fence about this though. Why don't you go talk to him?"

Name:

ICE SKATING FUN: FIGURATIVE LANGUAGE

1. "walking on air"



2. "he's on the fence"



F. I'd rather do something else that's more fun or exciting.

I. Meaning: Feeling like you want to give up because something is too hard.

3. "break the ice"

4. "the more the"

L. Meaning: Don't say something is bad until you've

H. Meaning: Do something to make people feel more

NO MITTENS FOR ME



"I don't want to wear mittens!" Jordan protested to his mother as he prepared for school. "Everyone is going to make fun of me! I can handle the cold without them."

His mother remained firm. "The temperature is below freezing. You'll regret it if you don't take them." Her expression softened. "Take them in case you change your mind."

Jordan hesitated but snatched the mittens from her. "Fine! Let's go!" He pulled them on.

Name:

NO MITTENS FOR ME



1. Why was Jordan resistant at first to wearing mittens?

2. What lesson did Jordan learn by the end of the story, and how did his actions demonstrate growth?

**focuses on:
fiction reading review**

2 Versions of Every Passage Included for Students

NO MITTENS FOR ME



"I don't want to wear mittens!" Jordan protested to his mother as he prepared for school. "Everyone is going to make fun of me! I can handle the cold without them."

His mother remained firm. "The temperature is below freezing. You'll regret it if you don't take them." Her expression softened. "Take them in case you change your mind."

Jordan hesitated but snatched the mittens from her. "Fine, but I won't wear them," he muttered as he went to the bus stop. When he arrived, he could see his pals, Ethan and Kyle, with their hands shoved into their pockets. Neither of them was wearing mittens or scarves.

"What's in your pocket? Are those mittens?" Ethan asked in a teasing tone.

Jordan stuffed the mittens deeper into his pocket. "My mom made me bring them. I'm not going to wear them." He tried to sound confident, but the wind made him shiver.

As the bus arrived, Jordan found it harder to ignore the chill. He noticed several kids were wearing gloves. He wanted to put his on, but he didn't want to be teased. Finally, he couldn't take it any longer. He slipped his hands in the mittens, feeling immediate relief.

By the time the bus reached school, Jordan's hands were warm. Meanwhile, Ethan and

NO MITTENS FOR ME



"I don't want to wear mittens!" Jordan protested to his mother as he prepared to leave for school. "Everyone is going to make fun of me! I can handle the cold just fine without them."

Despite Jordan's complaints, his mother remained firm. "Jordan, the temperature is below freezing. You'll regret it if you don't take them." She held them up, her expression softening. "Just take them in case you change your mind."

Jordan hesitated but ultimately snatched the mittens from her hand. "Fine, but I'm not going to wear them," he muttered under his breath as he stomped out the door and headed toward the school bus. When he arrived at the bus stop, he could see his friends, Ethan and Kyle, standing with their hands shoved deep into their jacket pockets. They were clearly trying to fend off the cold. Neither of them was wearing mittens or scarves.

"What's in your pocket? Are those mittens?" Ethan asked in a teasing tone as Jordan approached.

Jordan quickly stuffed the mittens deeper into his pocket. "My mom made me bring them. I'm not going to wear them. I'm fine with the cold." He tried to sound confident, but the icy wind made him shiver slightly.

As the bus arrived and Jordan took his seat, the cold began to seep into his fingers. His hands were turning numb. He found it harder and harder to ignore the chill. Glancing around, he noticed several kids on the bus were wearing gloves. They all seemed far more comfortable. He started to question his decision to not put his on.

The bus ride seemed longer than usual as Jordan's fingers grew stiff from the cold. He kept sneaking glances at the mittens in his pocket, debating whether it was worth it to risk being teased by his friends. But finally, he couldn't take it any longer. "Forget what they think," Jordan thought to himself. He slipped his hands into the mittens, feeling immediate relief as the warmth spread through his fingers.

By the time the bus reached school, Jordan's hands were warm. Meanwhile, Ethan and Kyle were still shivering and rubbing their arms. "W-why are you wearing m-mittens?" Ethan stammered, his teeth chattering from the cold.

Jordan grinned. "You should try them, Ethan. Mittens are actually really warm. Sometimes it's okay to admit that it's too cold to handle the weather without them." To Jordan's surprise, Ethan didn't tease him. In fact, by lunchtime, Ethan had borrowed a pair of mittens from the lost and found.

THE LIFETIME LEARNER

THE SNOW CAP



"What is this?" Richard the reindeer questioned, his eyes narrowing as he saw a peculiar object. The object was soft, light blue, and fuzzy, with an opening like a pocket.

Trudy the bird swooped down. "It must be something from the humans," she chirped. "They always drop strange things out here. I wonder what it's used for."

Chipper the squirrel dashed over. "Let's investigate!" He snatched up the fluffy item and held it high. "This is perfect for storing acorns! Look at the spacious pocket inside."

Grisly the owl tilted his head. "Perhaps it would be better suited for me. I could carry my prey in it." His golden eyes gleamed as he considered the possibilities.

"There's no point in bickering," Trudy interrupted. "We don't even know what it is."

"It doesn't resemble a glove," Grisly added. "What could it possibly be?"

Suddenly, the sound of footsteps made the animals freeze. They scurried to the edge of the woods and watched as a human girl came into view. Her eyes lit up.

"My snow cap!" she exclaimed with relief. She dusted off the snow and pulled it over

THE SNOW CAP



"What is this?" Richard the reindeer questioned, his eyes narrowing as he saw a peculiar object lying on the snowy ground. The object was soft, light blue, and fuzzy, with an opening resembling a pocket. He glanced around, hoping one of his friends might know what it was. "Has anyone seen anything like this before?" Richard asked, nudging the fluffy item with his nose.

Trudy the bird swooped down from a nearby tree branch. "It must be something from the humans," she chirped, hopping closer. "They always drop strange things out here. I wonder what it's used for."

Chipper the squirrel dashed over with excitement. "Let's investigate!" He swiftly snatched up the fluffy item and held it high. "This is perfect for storing my acorns! Look at the spacious pocket inside."

"Why should you get it?" Richard objected, flicking his tail. "I could use it to carry my carrots during winter." He eyed the object closely, imagining it filled with delicious snacks.

Grisly the owl tilted his head thoughtfully. "Perhaps it would be better suited for me. I could carry my prey in it." His golden eyes gleamed as he considered the possibilities.

Differentiate and give your students the version best for them!













THE CONTENT:



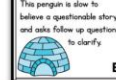
10 high-interest passages & activities in 2 formats: hands-on & no prep!

Hands-On Centers

PENGUIN FRIENDS

"Today, we finish our igloos," Perry the penguin said. "I've calculated how much snow we need. If we stick to my plan, we'll finish with plenty left over for a snowball fight!" Jill smiled at Perry's plan. "That's great. You're always so smart and prepared!" Meanwhile, Gilbert, who was fumbling with his supplies, glanced up. "Wait, are we starting now? Oh no, I'm sure I'll mess it up. I'm never organized enough for this." Their friend Lainey waddled up. "Sorry I'm late," Lainey muttered. "I was... eating." Perry raised a suspicious eyebrow. "Eating? But it's too late for lunch and too early for supper. Are you sure that's the real reason? What were you really doing?" Lainey scowled. "Nothing, okay? Can we just get started on the igloos now?" The penguins headed over to the igloo site and began to work. But then, Gilbert stopped. "Anyone seen my last snow blocks? I need them to finish. Did I misplace them?" Lainey shrugged, avoiding his gaze. "I haven't seen them." Perry frowned. "Lainey, your pile of snow looks pretty big. Did you take his blocks?" Jill shook her head. "We can't accuse her without any proof, Perry. Let's stay calm." Lainey let out a sigh. "I'll admit it. I did take Gilbert's snow. I didn't have time to get snow before I came, so I thought I could use his. I'm sorry. Will you guys forgive me?" Jill was the first to respond. "Of course. We all make mistakes sometimes." "No worries," Gilbert said. "Honestly, I probably would've lost it on my own."




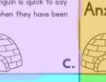



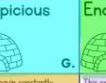


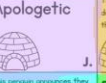




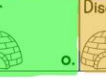
| | | | |
|--|---|--|---|
|  Perry |  Gilbert |  Jill |  Lainey |
|  Intelligent I. |  Anxious D. |  Encouraging H. |  Dishonest A. |
|  This penguin announces they have calculated how much snow they'll need to build igloos. N. |  This penguin constantly doubts himself and worries they'll mess things up. K. |  This penguin lifts his friends up and offers support. M. |  This penguin lies about being late. L. |

| | | |
|--|---|--|
|  This penguin admits they lose things easily. B. |  This penguin is quick to say sorry when they have been caught. C. |  This penguin is slow to believe a questionable story and asks follow up questions to clarify. E. |
|--|---|--|

No-Prep Printables

PENGUIN FRIENDS: CHARACTER TRAITS SORT

Each character needs 4 boxes colored in 2 character traits and 2 sentences proving evidence of the character traits.

| | | | |
|---|--|--|---|
|  PERRY BLUE |  Dishonest A. This penguin admits they lose things easily. |  Anxious B. This penguin is quick to say sorry when they have been caught. |  Intelligent C. This penguin announces they have calculated how much snow they'll need to build igloos. |
|  GILBERT BROWN |  Encouraging D. This penguin lifts his friends up and offers support. |  Dishonest E. This penguin constantly doubts himself and worries they'll mess things up. |  Anxious F. This penguin is slow to believe a questionable story and asks follow up questions to clarify. |
|  JILL GREEN |  Encouraging G. This penguin lifts his friends up and offers support. |  Dishonest H. This penguin lies about being late. |  Anxious I. This penguin constantly doubts himself and worries they'll mess things up. |
|  LAINEY PURPLE |  Encouraging J. This penguin lifts his friends up and offers support. |  Dishonest K. This penguin admits they lose things easily. |  Anxious L. This penguin is quick to say sorry when they have been caught. |

Name: _____

THE LIFETIME LEARNER

With this version, students read the passage. Then, they complete a hands-on center activity you can laminate and re-use for years to come.

Or in this version, students read the passage. Then, they complete the activity in worksheet form. This version is NO PREP and PRINT & GO! Just as much fun as the hands-on centers!

CENTER 1

Sorting Game













PENGUIN FRIENDS

"Today, we finish our igloos," Perry the penguin said. "I've calculated how much snow we need. If we stick to my plan, we'll finish with plenty left over for a snowball fight!" Jill smiled at Perry's plan. "That's great. You're always so smart and prepared!" Meanwhile, Gilbert, who was fumbling with his supplies, glanced up. "Wait, are we starting now? Oh no, I'm sure I'll mess it up. I'm never organized enough for this." Their friend Lainey waddled up. "Sorry I'm late." Lainey muttered. "I was... eating." Perry raised a suspicious eyebrow. "Eating? But it's too late for lunch and too early for supper. Are you sure that's the real reason? What were you really doing?"

Lainey squealed. "Nothing, okay? Can we just get started on the igloo now?" The penguins headed over to the igloo site and began to work. But then, Gilbert stopped. "Anyone seen my last snow blocks? I need them to finish. Did I misplace them?" Lainey shrugged, avoiding his gaze. "I haven't seen them."

Perry frowned. "Lainey, your pile of snow looks pretty big. Did you take his blocks?" Jill shook her head. "We can't accuse her without any proof. Perry, let's stay calm." Lainey let out a sigh. "I'll admit it. I did take Gilbert's snow. I didn't have time to get snow before I came, so I thought I could use his. I'm sorry. Will you guys forgive me?" Jill was the first to respond. "Of course. We all make mistakes sometimes."

"No worries," Gilbert said. "Honestly, I probably would've lost it on my own."

| | | | |
|--|--|--|--|
|  Perry |  Gilbert |  Jill |  Lainey |
|  Intelligent I. |  Anxious D. |  Encouraging H. |  Dishonest A. |
|  N. |  K. |  M. |  L. |

The penguin admits they have things easily.
The penguin is quick to say sorry when they have been caught.
The penguin is able to believe a questionable story and asks follow-up questions to clarify.

Hands-On Center:

Students sort each card onto the correct mat.




No Prep Printable Worksheet!

CENTER 2

Crossword Puzzle

THE SNOW CAP

Fill in the crossword puzzle using the clues.



WORD BANK:

- baffling
- peculiar
- gleamed
- scorned
- resemble
- spacious
- disbelief
- surfed
- investigate
- bickering

- 5 DOWN** ↓
Moved quickly with small, fast steps.
- 10 ACROSS** →
To look closely at something to find out more about it.
- 2 DOWN** ↓
To look or seem like something else.

Hands-On Center:

Students use the clue cards to fill in the crossword puzzle.









No Prep Printable Worksheet!

CENTER 3

Pairs Activity

ICE SKATING FUN

"Ice skating!" Lillian exclaimed as she did a twirl on the rink. She was walking as she skated. "I wish we'd have a white Christmas so we could skate outside." Her father nodded but pointed outside the rink where her brother sat alone. "Dylan looks like he's on the fence about this though. Why don't you go talk to him?" Lillian nodded and skated to the exit. She knew she had to break the ice with Dylan if she wanted him to join in. "Don't you want to ice skate with us? The more the merrier." Dylan shook his head. "I don't want to fall. I'd rather go trim the tree." Lillian kept trying. "I can hold your arm the whole time! Just take the plunge!" "You mean...you'd actually let me hold onto you? And you won't tell anyone?" "Be my guest!" Lillian offered her arm. "Dylan, I think Christmas came early this year. We get to celebrate so many things today and I don't want you to miss out!" Dylan nodded so Lillian helped him on the rink. At first, he was ready to throw in the towel after his first fall. But Lillian could tell he was warming up to the idea of skating. "Turns out, it's better than I thought. Don't knock it till you try it!" Dylan said. Lillian's father said, "Thanks for helping him, Lillian. Time for hot chocolate!" Lillian was over the moon. She was glad they could finally ice skate together as a family. Nothing made her happier!

| | | |
|--|---|----|
| 1.  |  | C. |
| Walking on air | When you feel extremely happy. | |
| 2.  |  | K. |
| He's on the fence | He can't decide what to do. | |
| 3.  |  | H. |
| Break the ice | Do something to make people feel more comfortable or less nervous. | |

Hands-On Center:

Students put the two sides together to match each phrase with the correct meaning.

Name: _____

ICE SKATING FUN: FIGURATIVE LANGUAGE

| | | | |
|---|---------------------------------------|--|--|
| 1. "walking on air" C | 2. "he's on the fence" K | F. I'd rather do something else that's more fun or exciting. | I. Meaning: Feeling like you want to give up because something is too hard. |
| 3. "break the ice" H | 4. "the more the merrier" E | L. Meaning: Don't say something is bad until you've tried it yourself. | H. Meaning: Do something to make people feel more comfortable or less nervous. |
| 5. "rather go trim the tree" F | 6. "just take the plunge" D | A. Meaning: Feel free to try it out. | B. Meaning: Feeling really excited or happy about something. |
| 7. "be my guest" A | 8. "Christmas came early" M | E. Meaning: The more people that join, the more fun we'll have. | C. Meaning: When you feel extremely happy. |
| 9. "ready to throw in the towel" I | 10. "warming up to the idea" G | M. Meaning: It feels like something special or exciting happened. | D. Go ahead and do it, even if you're scared or unsure. |
| 11. "don't knock it till you try it" L | 12. "over the moon" B | K. Meaning: He can't decide what to do. | G. Meaning: Starting to like something after thinking about it more. |

Write the correct letter next to each ice skate. THE LIFETIME LEARNER

No Prep Printable Worksheet!

CENTER 4

Spelling Mistakes

THE SLED

Because it had snowed, Zachary and his friends decided to go sledding for the first time. Their town rarely got snow, so they were excited to try the activity. "There's a enormous hill up here!" Zachary's friend, Marcus, said. "We'll go so fast." Kelly's eyes widened. "What if the sled slides so fast we can't control it?" "That won't happen," Kelly's sister, Iva, said. "We'll be perfectly fine." The group soon arrived at the top of the snow-covered hill with their sleds. As they looked down, Kelly began to feel nervous. "It's so steep!" she said. "I don't want to do it." Zachary stepped forward. "I'll go first!" Marcus helped Zachary get on the sled. "Ready, go!" Marcus yelled. Zachary took off down the hill. His sled slid across the snow and he realized it wasn't slowing down. Trees were getting closer up ahead. Would he crash? Zachary's sled hit the trees, and he tumbled into the snow. His friends gasped and ran toward him. "Zachary, are you alright?" Iva called. Zachary looked at a cut on his leg. "I have a scrooch," he said. "It hurts a bit." "See? I told you this was dangerous," Kelly whispered. "We should go home." Marcus helped him stand. "We'll help you home. Next time, we'll be more careful." Zachary smiled. Even if he had gotten hurt, he was still glad he had such good friends to help him get back home. In the end, he couldn't ask for anything more.

1. Find the spelling mistake.

Their town rarely got snow, so they were excited to try the activity.

rarely

3. Find the spelling mistake.

As they looked down, Kelly began to feel nervous.

nervus

2. Find the spelling mistake.

There's a enormous hill up here! Zachary's friend, Marcus, said.

enormous

Hands-On Center:

Students use the coloring task card questions to color in answers in the text.

Name: _____

THE SLED: SPELLING MISTAKES

| | | | |
|--|--|--|---|
| 1. Their town rarely got snow, so they were excited to try the activity. rarely | 2. "There's a enormous hill up here!" Zachary's friend, Marcus, said. enormous | 3. As they looked down, Kelly began to feel nervous. nervus | 4. "It's so steep," she said. "I don't want to do this anymore." stepp |
| 5. His sled slid across the snow, faster than he thought it would go. slidross | 6. Zachary's sled smashed into the trees, and he tumbled off into the snow. tumbled | 7. "Zachary, are you alright?" Iva called. alright | 8. "I have a scrooch," he said. "It's not that big, but it hurts." scrooch |
| 9. "See? I told you this was dangerous," Kelly whispered. "We should go home." dangeris | 10. Marcus helped him stand up. "We'll help you get home. Next time we go sledding, we'll be more careful." careful | 11. Even if he had gotten hurt, he was still glad he had such good friends to help him get back home. friends | 12. In the end, he couldn't ask for anything more. anything |

Circle the word spelled incorrectly. Spell it correct at the bottom of each box. THE LIFETIME LEARNER

No Prep Printable Worksheet!

CENTER 5

Color by Code

THE SNOW FORECAST

"Do you think it's going to snow?" Jeremy asked his father. "The weather report keeps saying it won't happen. But a 20% chance of snow is still a chance, right?" His father shrugged. "I don't know. Weather predictions aren't always accurate." For the rest of the day, Jeremy kept glancing outside, checking the sky. The sky was a clear blue color, but no snowflakes appeared. Jeremy's impatience grew by the hour. He couldn't help but feel excited. The thought of a snow day was thrilling. He had never experienced one before. As nightfall crept closer, Jeremy wondered if it would snow. That evening, as he got ready for bed, his mother walked in. "Jeremy," she said, "your father wants you downstairs. The weather has changed, they're discussing snow!" "Really?" he said, feeling a surge of anticipation. He bolted out of bed and raced downstairs, his heart pounding. In the living room, his father was watching the news on TV. "The weather station has changed," the reporter said. "We're predicting a high chance of snow overnight. Maybe as early as tonight. Snow may be falling in your area now." His father turned to him with a grin. "Why don't we check outside and see for ourselves?" Jeremy followed his father to the door. As it swung open, he could see snowflakes drifting down to Earth. It was quiet, except for the sound of snow settling. "It's snowing!" His father chuckled. "By the time we wake up, there will be plenty of snow on the ground for sledding. It looks like you'll get that snow day after all."

How much snow did the weather reporter predict might fall overnight?

1. Color the answer red.

What did Jeremy's father say they could do in the morning?

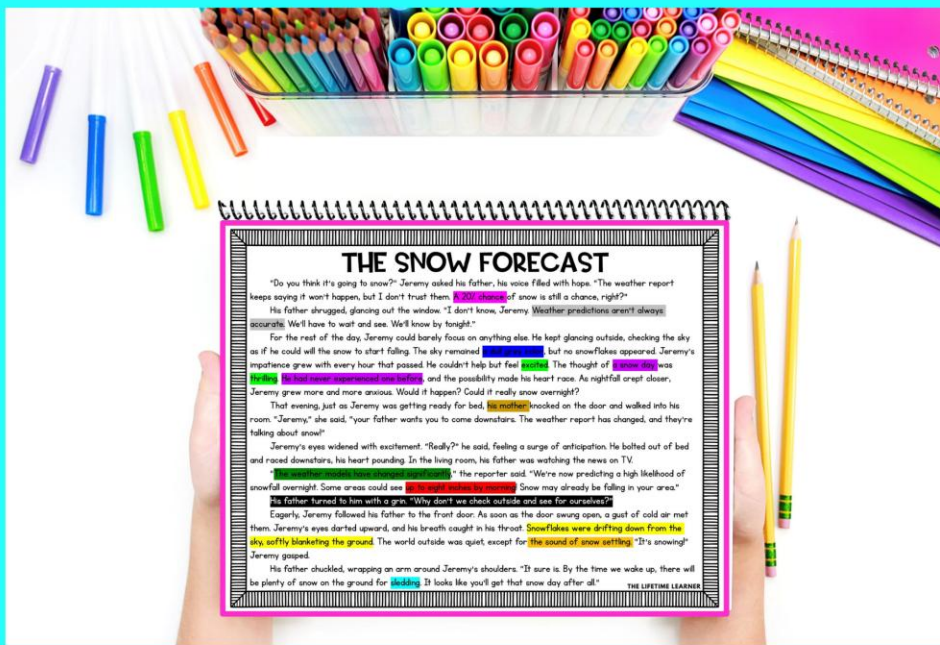
2. Color the answer light blue.

How did Jeremy feel about the possibility of a snow day?

3. Color the answer light green.

Hands-On Center:

Use the coloring task card questions to color in answers in the text.



No Prep Printable Worksheet!

CENTER 6

Compare & Contrast

CANDY CANE COMPARISONS

"Welcome to our Christmas party today!" Elizabeth yelled as she proudly holding up a shiny red and white candy cane. "I got one too!" She waved a smaller, light blue candy cane. "Looks like both your teachers gave out candy canes." "Yeah, but mine's bigger! And taller!" Elizabeth said smugly, undoing the plastic on hers. "Well, mine's blue more unique. Everybody gets red and white. Blue is way cooler," Charlotte retorted back as she took off her plastic covering as well. "I wonder how your candy canes will taste?" their mom said, trying to change the subject. "What flavor is it?" she asked them. They both said peppermint. Elizabeth was surprised. "Really, even though yours is blue? It tastes like peppermint!" "Yes, but they're not that alike," Charlotte said, sticking out her blue. "Mine looks like a winter wonderland while yours looks like a Christmas present."

CANDY CANE COMPARISONS

Read each card and decide where it belongs. Write each letter where it belongs in the diagram below.



ELIZABETH'S CANDY CANE: displays a more traditional color, the candy cane is covered in a plastic material


BOTH: possesses a peppermint flavor

CHARLOTTE'S CANDY CANE: contains a light blue color

A. exhibits red and white colors
F. is the larger candy cane
G. looks like a frozen winter wonderland

Hands-On Center:

Students compare and contrast the details from the story about candy canes.



No Prep Printable Worksheet!

CENTER 7

Write a Sentence

NO MITTENS FOR ME

"I don't want to wear mittens!" Jordan protested to his mother as he prepared for school. "Everyone is going to make fun of me! I can handle the cold without them." His mother remained firm. "The temperature is below zero. You don't take them." Her expression softened. "Take them, Jordan. Jordan hesitated but snatched the mittens from his mother's hands. He muttered as he went to the bus stop. When he arrived with his hands shoved into their pockets. Neither of them spoke. "What's in your pocket? Are those mittens?" Jordan stuffed the mittens deeper into his pockets. "Not going to wear them." He tried to sound confident. As the bus arrived, Jordan found it harder to get his hands into the mittens. He wanted to put his on, but he couldn't take it any longer. He slipped his hands in the mittens. By the time the bus reached school, Jordan's hands were still shivering. "W-why are you wearing mittens?" Kyle asked. Jordan grinned. "You should try them. Mittens are better than it's too cold." To Jordan's surprise, the other students had borrowed a pair of mittens from the lost and found.

1. Why was Jordan resistant at first to wearing mittens?

Jordan didn't want to wear mittens because he feared his friends would make fun of him, which shows the influence of peer pressure on his decisions. He wanted to fit in and appear tough, even at the cost of his own comfort.

Write the answer on the blank lines.

2. What lesson did Jordan learn by the end of the story, and how did his actions demonstrate growth?

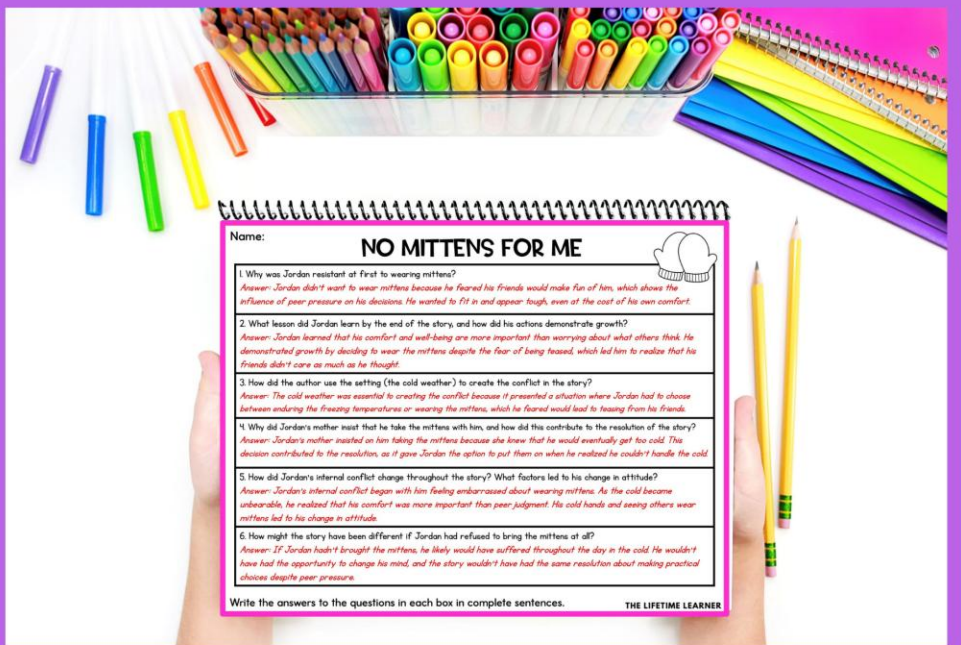
Jordan learned that his comfort and well-being are more important than worrying about what others think. He demonstrated growth by deciding to wear the mittens.

Write the answer on the blank lines.

THE LIFETIME LEARNER

Hands-On Center:

Students write the answer to each prompt on the lines.



No Prep Printable Worksheet!

CENTER 8

Synonym Puzzles

THE VISITOR IN THE TREE

Mason hurried home from school and hurried to the tree. The lights made her grin, but she was on the presents below. She wondered if she'd get the video game she had ordered to her mother. As she was about to sneak a peek, she froze. A muffled sound came from behind the tree. Surprised, she whipped around, letting out a shriek. "Hello?" Mason called out, scanning the room, but nothing seemed unusual. She climbed upstairs to her parents' bedroom. "Mum, Dad, there's something behind the Christmas tree!" Mason bellowed, rushing in. Her father glanced up, smirking. "Behind the tree? That's impossible." "I'm serious!" Mason insisted, trying to articulate her point. "It made noises!" Her mother shrugged. "It's probably your imagination." But before she could clarify, a loud crash echoed from downstairs. They looked at one another and then all ran down the stairs. They were shocked. The tree had toppled over, ornaments scattered. But the most amazing sight of all was the owl perched on top. "How did an owl get in here?" her father hollered. "I told you!" she beamed with pride. "The owl nodded, still astounded. He scanned the room. "How did an owl get in here?" her mother explained. "It must have flown in while I was getting groceries." Together, they looked at the owl out. Her mom let out a joyous scream, rushing to shut the door. "That's really just happen?" her father asked with a smile.

THE LIFETIME LEARNER

1. shocked

| | | |
|-----------|------------|-----------|
| surprised | astonished | astounded |
| F | O | P |

2. smiled

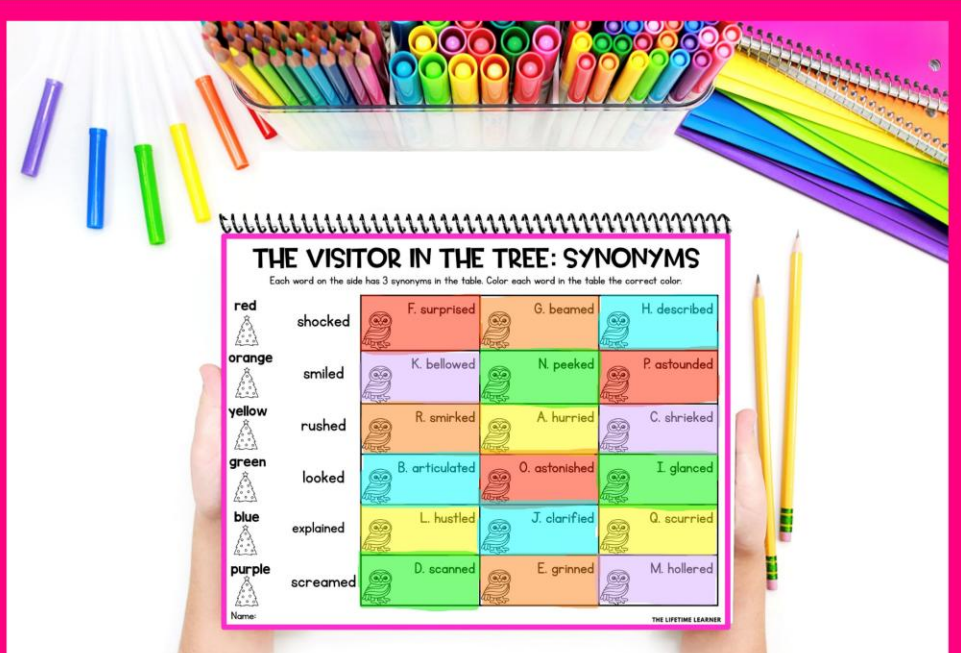
| | | |
|---------|---------|--------|
| grinned | smirked | beamed |
| E | R | G |

3. rushed

| | | |
|---------|---------|----------|
| hurried | hustled | scurried |
| A | L | Q |

Hands-On Center:

Students put 4-piece synonym puzzles together after reading the passage.



No Prep Printable Worksheet!

CENTER 9


Word Search

SANTA'S SLEIGH

... a clattering noise downstairs. It was Christmas Eve so she sat up. ... of bed and tiptoed down the stairs. At the bottom, Isabella saw Santa ... presents under the tree. The pile he was making was gigantic. ... have to talk to him," she whispered softly. "But how?" She remembered Santa had a sleigh on the roof. If she could sneak into it, she could fly around with Santa all night.

While Santa was taking presents ... a foot inside and was sucked up to th ... his charming reindeer lined up neatly. ... She hurried towards the enormo ... perfect place to hide in the back. A r ... His loud voice called, "Now, Dashe ... Cupid! On, Donner and Blitzen!" The r ... "Santa?" she asked, popping her ... Santa swiftly turned to look at h ... should be in bed. It's late, and your p ... Isabella thought about this. If he ... "I guess I should go back," she s ... Santa laughed. "I am glad I met!

SLEIGH WORD SEARCH



2. A verb describing how Isabella went down the stairs.

3. An adjective describing the reindeer.

4. A noun that Santa rides in.

| WORD BANK | |
|-----------|---------|
| ENORMOUS | SLEIGH |
| CHARMING | CLATTER |
| SWIFTLY | TIPTOE |

Hands-On Center:

Students find each word in the word search.



No Prep Printable Worksheet!

CENTER 10

Fill in the Blank

NO HOT CHOCOLATE

... why can't I come with you to get coffee?" Remy asked, frustrated.
 Kinsley rolled her eyes. "Because you're too young for coffee, Remy."
 "That's not true! They sell hot chocolate there too, you know. I could just drink that," Remy argued, her tone growing more insistent.
 "Well, it's not just about the drinks. We don't want you there." Kinsley's voice was firm as she closed the door. Tears welled up in Remy's eyes as she stood in the hallway.
 Remy saw her mom come around the corner. Remy wiped her eyes and . "I just want to hang out with Kinsley and have some hot chocolate."
 Her mom smiled softly. "How about we open our very own hot chocolate shop here?" Remy blinked, confused. "Wait, we can do that?"
 "Of course," her mom replied . "Let's get started."
 In the kitchen, they gathered ingredients. Her mom pulled out hot chocolate mix while Remy filled a pot with water to boil. Soon, the kitchen into a hot chocolate shop. "Amazing!" Remy exclaimed. "I just wish Kinsley were here."
 Almost as if , Remy heard the front door open. Kinsley appeared holding a cup. "I'm sorry, Remy," Kinsley said in tone.
 "I realized I wasn't kind. I brought you back a hot chocolate."
 Remy glanced at her shop. "Thanks, but I think I've got enough for a whole crowd!"

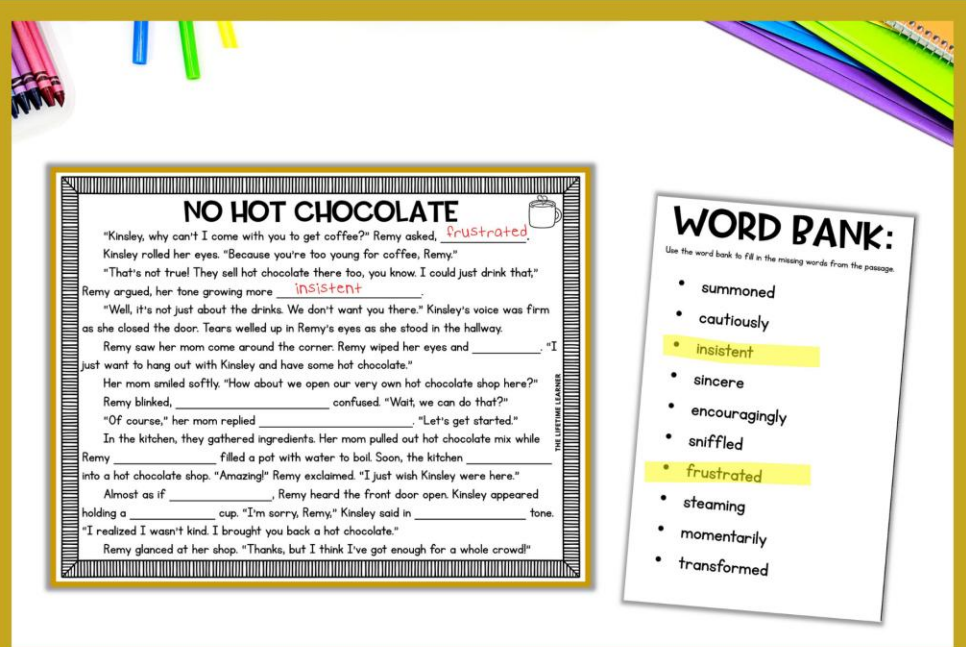
WORD BANK:

Use the word bank to fill in the missing words from the passage.

- summoned
- cautiously
- **insistent**
- sincere
- encouragingly
- sniffled
- **frustrated**
- steaming
- momentarily
- transformed

Hands-On Center:

Students read the passage and use words from the word bank to fill in the blanks as they read.



No Prep Printable Worksheet!

HOW TO USE THIS:

Ideas for Implementation:

- pick and choose the centers you want to use: do what works best for your class!
- give less than 10 centers to students if you are short on time
- give students the whole day to complete all 10 centers/activities OR spread the room transformation out over a couple of days
- use the hands-on centers during your room transformation and the no-prep printables as a review during your reading block

THE VISITOR IN THE TREE

Mason returned home from school and hurried to the tree. The lights made her grin, but Susie was on the presents below. She wondered if she'd get the video game she had ordered to her mother. As she was about to sneak a peek, she froze. A cooing sound came from behind the tree. Surprised, she whipped around, letting out a shriek. "Hello?" Mason called out, scanning the room, but nothing seemed unusual. She ran upstairs to her parents bedroom.

"Mom, Dad, there's something behind the Christmas tree!" Mason bellowed, rushing in. Her father glanced up, smirking. "Behind the tree? That's impossible." "It's not serious!" Mason insisted, trying to articulate her point. "It made noises!" Her mother shrugged. "It's probably your imagination." But before she could clarify further, a loud crash echoed from downstairs. They looked at one another and then all ran down the stairs. They were shocked. The tree had toppled over, ornaments scattered. But the most amazing sight of all was the owl perched on top.

Mason hollered, "I told you!" and beamed with pride.

Her father nodded, still astounded. He scanned the room. "How did an owl get in here?" Her mother explained, "It must have flown in while I was getting groceries." Together, they looked at the owl out. Her mom let out a joyous scream, rushing to shut the door. "Did that really just happen?" her father asked with a smile.

THE LIFETIME LEARNER

1. shocked

| | | |
|----------------|-----------------|----------------|
| surprised F | astonished O | astounded P |
|----------------|-----------------|----------------|

2. smiled

| | | |
|--------------|--------------|-------------|
| grinned E | smirked R | beamed G |
|--------------|--------------|-------------|

3. rushed

| | | |
|--------------|--------------|---------------|
| hurried A | hustled L | scurried Q |
|--------------|--------------|---------------|

PRINT & DIGITAL



Print & Go

Google Slides

There is a digital version of the no-prep printables!

The no prep printable questions are **100% editable!**

Name: _____

ICE SKATING FUN: FIGURATIVE LANGUAGE

| | | | |
|--------------------------------------|------------------------------|--|--|
| 1. "walking on air" | 2. "he's on the fence" | F. I'd rather do something else that's more fun or exciting. | I. Meaning: Feeling like you want to give up because something is too hard. |
| 3. "break the ice" | 4. "the more the merrier" | L. Meaning: Don't say something is bad until you've tried it yourself. | H. Meaning: Do something to make people feel more comfortable or less nervous. |
| 5. "rather go trim the tree" | 6. "just take the plunge" | A. Meaning: Feel free to try it out. | S. Meaning: Feeling really excited or happy about something. |
| 7. "be my guest" | 8. "Christmas came early" | E. Meaning: The more people that join, the more fun we'll have. | C. Meaning: When you feel extremely happy. |
| 9. "ready to throw in the towel" | 10. "warming up to the idea" | M. Meaning: It feels like something special or exciting happened. | D. Go ahead and do it, even if you're scared or unsure. |
| 11. "don't knock it till you try it" | 12. "over the moon" | K. Meaning: He can't decide what to do. | G. Meaning: Starting to like something after thinking about it more. |

Write the correct letter next to each ice skate. THE LIFETIME LEARNER

Name: _____


ICE SKATING FUN: FIGURATIVE LANGUAGE

| | | | |
|--------------------------------------|------------------------------|--|--|
| 1. "walking on air" | 2. "he's on the fence" | F. I'd rather do something else that's more fun or exciting. | I. Meaning: Feeling like you want to give up because something is too hard. |
| 3. "break the ice" | 4. "the more the merrier" | L. Meaning: Don't say something is bad until you've tried it yourself. | H. Meaning: Do something to make people feel more comfortable or less nervous. |
| 5. "rather go trim the tree" | 6. "just take the plunge" | A. Meaning: Feel free to try it out. | S. Meaning: Feeling really excited or happy about something. |
| 7. "be my guest" | 8. "Christmas came early" | E. Meaning: The more people that join, the more fun we'll have. | C. Meaning: When you feel extremely happy. |
| 9. "ready to throw in the towel" | 10. "warming up to the idea" | M. Meaning: It feels like something special or exciting happened. | D. Go ahead and do it, even if you're scared or unsure. |
| 11. "don't knock it till you try it" | 12. "over the moon" | K. Meaning: He can't decide what to do. | G. Meaning: Starting to like something after thinking about it more. |

Write the correct letter next to each ice skate. THE LIFETIME LEARNER

edit any question!

Center #1



Type here
Type here
Type here
Type here
Type here
Type here
Type here
Type here
Type here
Type here
Type here
Type here

Name: _____ THE LIFETIME LEARNER

10 Pre-Made Centers
(Print & Go)

10 Pre-Made Centers:
Editable Version

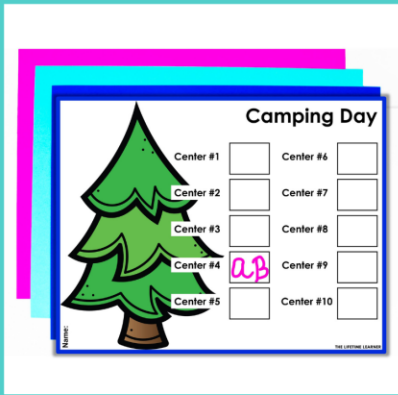
10 Blank Centers
To Add Your Own Content

3 Versions Included


WHAT'S INCLUDED?



10 Color & B/W Posters

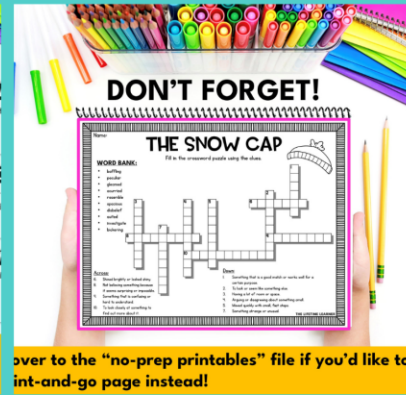


Recording Sheets



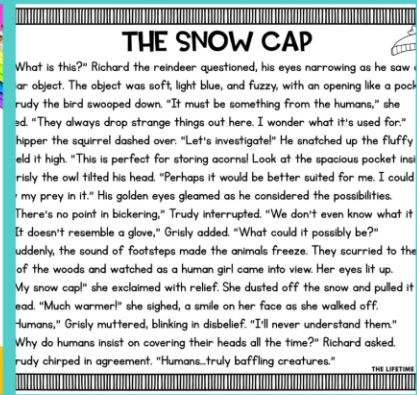
Students use the clue cards to fill in the crossword puzzle.

10 Hands On Centers



over to the "no-prep printables" file if you'd like to print-and-go page instead!

No Prep Printables



2 Versions of the Passages



Printable Hats



Name Tags



Coloring Page



Folder Insert



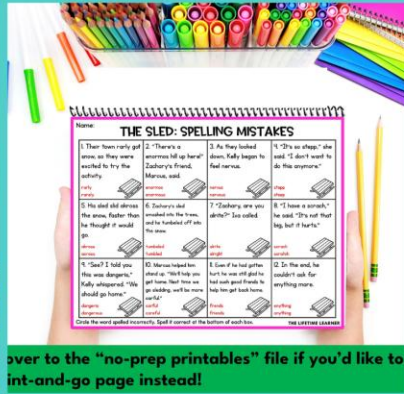
Decor Posters

keep scrolling to see more!

WHAT'S INCLUDED?



Welcome Slide



Editable Versions



Banner



Certificate



Shopping Guide



Admission Tickets



Digital Version



Answer Keys



QR Codes



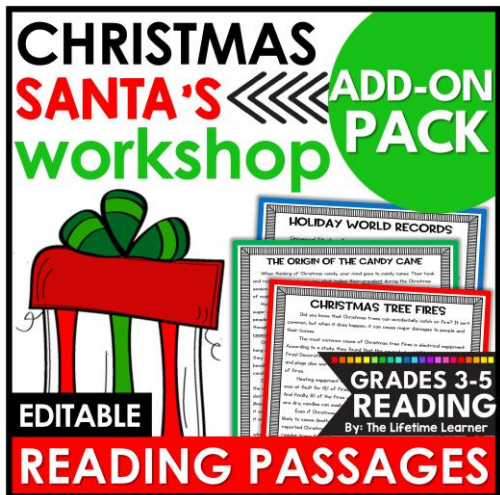
Fun Facts

jam-packed with fun, rigor, and engagement!

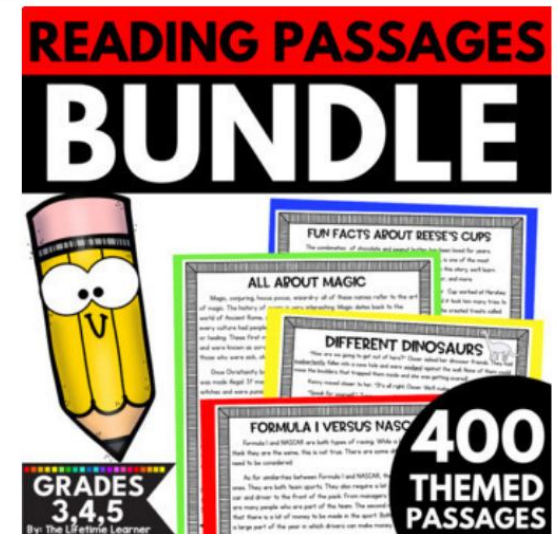
other resources this pairs well with:

Add in even more reading passages with an add-on pack!

Or, mix some math into your themed learning day!



When you purchase a Mega Bundle, you save 50% off the price of the individual resources!



Add On Pack Bundle!

classroom transformations

low prep, fun, and engaging!



1st grade math



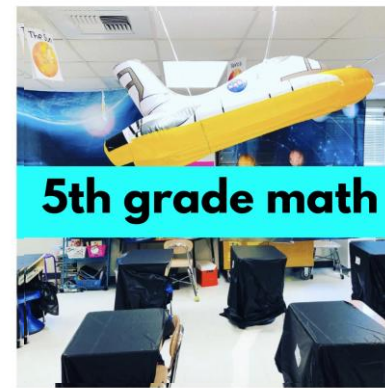
2nd grade math



3rd grade math



4th grade math



5th grade math



kindergarten math

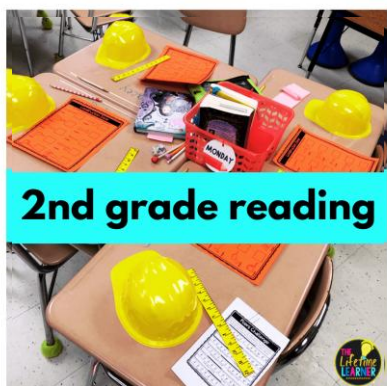
K-5 MATH & READING



kindergarten reading



1st grade reading



2nd grade reading



GR 3-5 reading comprehension



3-5 reading add-on packs



alphabet letters

THE LIFETIME LEARNER'S CLASSROOM TRANSFORMATIONS ARE:

1. Engaging to Students
2. Classroom Tested (and Student-Approved)
3. Print and Digital Compatible
4. Jam-Packed with Content
5. Aligned to Reading Standards
6. Easy to Implement
7. Flexible for Every Classroom
8. Versatile Ways to Reward Students
9. Rigorous Student Learning Activities

All content is included so you can simply **print**
and get ready for an **AMAZING** experience
with your students!



Please Note:

- **There are 10 reading challenges provided as well as décor, a fast finisher activity, and additional extras.**
- **The digital version is provided in Google Slides.**
- **Nervous about trying your first room transformation? You'll be hooked once you try one! I promise!**
- **Feel free to contact me if you have questions or want to chat about room transformations. You can email me at lindsaythelifetimelearner@gmail.com**