

WHAT IS THIS?

It's a low-prep room transformation!



Use the 10 reading stations, included decor, and more for a fun & easy room transformation!

THE FISHING POLE

"Dad, why do we have to be here so early?" Niko asked, rubbing his eyes. Mr. Ramirez smiled. "Have you ever heard, 'The early bird gets the worm?'"

"But we're not birds," Niko yawned. "And we got worms already. So, what's the point?"

"Getting up wasn't easy, but it gave us the chance to be ready before everyone and grab the best spot." His dad said as he helped Niko cast his line. "The saying doesn't just apply to fish." Niko grinned. "I get it! It's like we're the sneaky early birds of the lake."

"Exactly," his dad winked. "And this isn't just about fish. It's about enjoying time together." As they sat in the quiet boat, Niko noticed the way the sunlight sparkled on the water and "This is kind of nice, even if we don't catch anything."

But minutes later, Niko began to fidget. His dad said, "Good things come to those who wait." Niko rolled his eyes but agreed. He knew Rome wasn't built in a day. Time passed. His dad "The best things take time. We've got to trust the process." Then Niko's line jerked.

"Dad! I think I've got something!" Niko shouted, gripping the pole tightly.

As Niko reeled it in, his dad said, "Take your time. Rushing could snap the line, go slow." When the fish finally broke the surface, Mr. Ramirez's face lit up. "You caught a salmon!" Niko beamed with pride. "I didn't think getting up would be worth it, but this is great."

Mr. Ramirez gave him a pat. "Getting here early paid off with the best catch of the day. You earned to stop and smell the roses. Now, how about we head back to the tent for a nap?" Sounds good," Niko laughed. "Thanks for taking me. It was nice being with you in nature."

THE LIFETIME LEARNER

LESSON #1: Patience pays off.

LESSON #2: Enjoy the process, not the outcome.

LESSON #3: Waking up early is beneficial.

"Take your time. Rushing could snap the line, go slow" A.

"Stop and smell the roses!" C.

"The early bird gets the worm." A.

"Good things come to those who wait." E.

"This is kind of nice, even if we don't catch anything." D.

"I didn't think getting up would be worth it, but this is great." I.

"Thanks for taking me. It was nice being with you in nature." F.

"Getting here early paid off with the best catch of the day." G.

"The best things take time. We've got to trust the process." H.

"I didn't think getting up would be worth it, but this is great." I.

This themed learning day has 10 stations that all review lesson & moral of the story in a variety of ways. You can use 1, 5, or all 10--it's flexible!

Room transformations can be stress-free and low-prep.

Keep scrolling to learn how!



Let's start with the basics...

What is a classroom transformation?

A classroom transformation changes your room into a certain setting or theme to engage students in their own learning with rigorous content.



Donut Shop Day



Rock Star Day




Camping Day

You don't have to spend hours of your time setting up a room transformation or spend lots of money to make it **SO MUCH FUN!**

STEP 1:

Tell your class they are camping today!

They will complete lesson/moral of the story, set up around the room. You can do this for a day, a few days, or over the course of a week!



Flexibility is key.

Need to modify? No problem!
Choose how many centers students will need to complete and what time frame they have to meet YOUR needs.



Set-up is quick and easy.

Simply print the posters, 10 activities, and a recording sheet for each student. Place them around your room and you're ready to begin!



STEP 2:

Let students move around the room and complete each station. They read a passage and then complete an activity to go with it. They can be completed in any order. All stations include a variety of moral of the story activities. You can choose just a few for students to complete or use all 10. This is up to the teacher and the amount of time you'd like to fill.

Optional Recording Sheet

When a student finishes a center, you sign that spot on their recording sheet to keep track of what they've completed.

Freedom to choose.

Students can work in partners, rotations, groups, or independently. Your choice!

Camping Day

Center #1 Center #6
Center #2 Center #7
Center #3 Center #8
Center #4 Center #9
Center #5 Center #10

Name: _____

THE FISHING POLE

"Dad, why do we have to be here so early?" Niko asked, rubbing his eyes. Mr. Ramirez smiled. "Have you ever heard, 'The early bird gets the worm?'" "But we're not birds," Niko yawned. "And we got worms already. So, what's the point?" "Getting up wasn't easy, but it gave us the chance to be ready before everyone and grab the best spot." His dad said as he helped Niko cast his line. "The saying doesn't just apply to fish." Niko grinned. "I get it! It's like we're the sneaky early birds of the lake." "Exactly," his dad winked. "And this isn't just about fish. It's about enjoying time together." As they sat in the quiet boat, Niko noticed the way the sunlight sparkled on the water and said, "This is kind of nice, even if we don't catch anything." But minutes later, Niko began to fidget. His dad said, "Good things come to those who wait." Niko rolled his eyes but agreed. He knew Rome wasn't built in a day. Time passed. His dad _____ Then Niko's line jerked. _____ g the pole tightly. _____ ing could snap the line, go slow." _____ face lit up. "You caught a salmon!" _____ ff with the best catch of the day. You _____ e head back to the tent for a nap?" _____ was nice being with you in nature."

THE FISHING POLE SORT

Color each sentence or phrase the correct color to show which lesson it goes with.

RED LESSON #1: Patience pays off	A. "The early bird gets the worm."	B. "Take your time. Rustling could snap the line, go slow."	C. "Stop and smell the roses."	D. "This is kind of nice, even if we don't catch anything."
ORANGE LESSON #2: Enjoy the process, not the outcome.	E. "Good things come to those who wait."	F. "Thanks for taking me. It was nice being with you in nature."	G. "Getting here early paid off with the best catch of the day."	H. "The best things take time. We've got to trust the process."
GREEN LESSON #3: Waking up early is beneficial.	I. "I didn't think getting up would be worth it, but this is great."	J. "And this isn't just about fish. It's about enjoying time together."	K. "It gave us the chance to be ready before everyone and grab the best spot."	L. "Rome wasn't built in a day."

Name: _____

THE LIFETIME LEARNER

STEP 3:

When students finish all activities you've assigned, they win! You can give them the included certificate, coloring page, or a small prize of your choice.

A shopping guide is also included to give you suggestions of optional "extras" you could add in.

Remember:

Anything different from a "normal" day in the classroom is special to students! A reward at the end isn't required during a classroom transformation.



Certificate



Coloring Page



In Action Pic



Prize

STEP 4:

Most of the time, there are early finishers. These kiddos get to go around the room and read fun facts about the topic! No one is ever bored.

Choose from 3 versions!

Digital Scavenger Hunt


Let students "find" the facts on Google Slides

Printable Facts

Hang facts around room

QR Codes

Students scan to read fun facts



1

2

3


10 READING COMPREHENSION PASSAGES/ACTIVITIES:

THE FISHING POLE



"Dad, why do we have to be here so early?" Niko asked, rubbing his eyes. Mr. Ramirez smiled. "Have you ever heard, 'The early bird gets the worm?'" "But we're not birds," Niko yawned. "And we got worms already. So, what's the point?" "Getting up wasn't easy, but it gave us the chance to be ready before everyone and grab the best spot." His dad said as he helped Niko cast his line. "The saying doesn't just apply to fish."


THE FISHING POLE SORT



Color each sentence or phrase the correct color to show which lesson it goes with.

RED	A.	B.	C.	D.
"The early bird gets the worm."	"Take your time. Rushing could snap	"Stop and smell the roses."	"This is kind of nice, even if we don't	

THE BINOCULARS



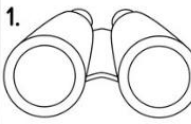
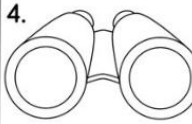






Dear Journal,

1 This morning, I woke up with the sun shining through the tent at 5 a.m. My sisters were still asleep, so I slipped out quietly. Normally, I sleep in and rush to get ready, but today was different. Being up early felt peaceful. The campsite was quiet, and I saw a squirrel climbing a tree with its cheeks stuffed with food.

2 When my family woke up, the peace ended. My sisters are loud! I was annoyed they

THE BINOCULARS

Match up each word with the correct definition by coloring each match a different color.

1. 	4. 	 A.	 B.
Paragraph #1 Lesson	Paragraph #4 Lesson	Being prepared makes things easier.	Go to bed early to enjoy early mornings.
2. 	5. 	 C.	 D.

MARSHMALLOW ROAST



"How many marshmallows can you fit on your stick?" Eric challenged with a grin. Miles began pushing them onto his stick one at a time. "Six marshmallows! Beat that!" Eric wasn't one to back down. He mashed seven marshmallows onto his stick. "Top that!" The two boys held their overloaded sticks over the campfire, trying to keep them

MARSHMALLOW ROAST

Across

- Eric's distracted focus on Miles' mishap proved that losing _____ can lead to unintended consequences.
- Kimber's enjoyment of her marshmallows proved that the true joy comes from _____ the process, not



THE LANTERN



Mayra and her family had been camping along the Puget Sound. Mayra loved to dig in the sand. Meanwhile, her brother spent hours perfecting his rock-skipping skills. Every evening, they gathered around a campfire. As the sun dipped low, Papa said, "Red skies at night, sailor's delight. Red skies in morning, sailor's warning."

Mayra tilted her head. "What does that mean, Papa?"

THE LANTERN MAZE

Color your way through the maze by finding the answer to each question and following the correct answers. Start at the ship. Finish at the lighthouse.



START! How does Mayra's understanding of the sky change by the end of the story?	She sees the sky as meaningful.	Why does the lighthouse become a powerful symbol?	It represents power and fame.	How does Papa's explanation of the lighthouse connect to the central theme of the story?
--	---------------------------------	---	-------------------------------	--

**focuses on:
moral of the story**

2 Versions of Every Passage Included for Students

THE HAT

"We will be leaving our campsite and hiking six miles before returning to our tents." The scout leader, Mr. Allan, described the upcoming camping trip. "You will need to plan ahead and bring a daypack with lots of water, sunscreen, a hat, and snacks."

Bryce and Oliver loved camping and couldn't wait. Oliver cautiously double-checked his belongings to make sure he hadn't forgotten anything. He had clothes, a daypack, and extra supplies. Being prepared made Oliver feel confident. Both were tired from staying up late the night before to look at the stars. Mr. Allan gathered everyone and reminded them to be equipped for the hike. Oliver was set to go. Bryce grabbed a small bag from the tent. He hadn't packed much because he felt exhausted. Bryce shrugged it off. It was just a hike! He would be fine.

As they walked, they saw rabbits, deer, and a snake. After an hour, the sun became hot and bright. The boys were instructed to put on hats and sunscreen. Bryce looked around as everyone else took out their stuff. Mr. Allan asked where his hat was.

Bryce looked down, "I forgot to pack one." His face was red with embarrassment.

"We still have a few hours," Mr. Allan explained, "and you can't continue. It is too hot without

THE HAT



"We will be leaving our campsite and hiking six miles before returning to our tents that night." The scout leader, Mr. Allan, continued to describe the upcoming camping trip. "You will need to plan ahead and bring a daypack with lots of water, sunscreen, a hat, and snacks."

Bryce and Oliver loved camping and couldn't wait for their three-day scout camp. When the day arrived, Oliver cautiously double-checked his belongings to make sure he hadn't forgotten anything. He had clothes, a daypack, extra supplies, and everything the scout leaders had asked them to bring. Being prepared made Oliver feel confident.

Oliver and Bryce were both pretty tired from staying up late the night before to look at the stars. Mr. Allan called all the boys together and reminded them to be equipped with everything he asked them to pack for their hike. Oliver was set to go. Bryce quickly grabbed a small bag from the tent and followed along. He hadn't packed much because he felt exhausted from the night before. Bryce shrugged it off. It was just a hike! He would be fine.

As they walked, they saw rabbits, deer, and even a snake near the trail. After they had hiked for an hour, the sun became really hot and bright. The boys were instructed to put their hats and sunscreen on. Bryce looked around uncomfortably as everyone else took out their stuff.

"Bryce, where is your hat?" Mr. Allan asked.

Bryce looked down, "I forgot to pack one." His face was red with embarrassment.

"We still have a few hours of hiking," Mr. Allan explained, "and you will not be able to continue on with us. It is too hot to be hiking without a hat. You'll have to go back to the campsite with one of the other leaders and stay there until we return." Bryce was disappointed. He knew he should have spent more time arranging his items for the trip.

"Hey Bryce, I had a feeling you might forget your hat, so I brought two." Oliver looked over to their leader, "Mr. Allen, Bryce can stay. I will share my extra hat with him. I also have extra snacks so we'll both stay energized."

Mr. Allan gave Oliver a pat on the back, "Bryce, you have a great friend here. You would be wise to learn from him, and be more organized next time. Let's move forward."

THE LIFETIME LEARNER

THE COMPASS



"One of my favorite activities is playing compass hide-and-seek," Lilly told Rayna.

Rayna asked what that game was. Lilly explained, "Someone hides an object near the campsite and gives cardinal directions to help people find it." Rayna was still confused. Lilly thought for a moment. "Cardinal directions are north, south, east, and west. You use a compass to figure out which way to go. It points north, so you use it to follow directions. Let's play now."

Rayna hesitated. "I'm not sure I'll be good at this, but I'll give it a try."

Lilly handed Rayna a compass. "Close your eyes and count to 20 while I hide an item."

Rayna closed her eyes and counted. Lilly hid a tin of candy near the swing set in her backyard and hurried back. "Okay," Rayna said, opening her eyes. "Where do I start?"

"Take five steps north," Lilly directed. Rayna looked at the compass and moved.

"Three steps west," Lilly said. Rayna followed. "Two steps south," Lilly instructed.

Rayna stopped. She bent down and spotted the tin. "I found it! I thought it would be harder, but I just needed to take it step by step." Lilly grinned, feeling proud of her friend.

"Now it's your turn to find something," Rayna said. She took the compass and hid a

THE COMPASS



"One of my favorite activities is playing compass hide-and-seek," Lilly told her friend Rayna.

Rayna tilted her head. "What's compass hide-and-seek?"

Lilly explained, "Someone hides an object near the campsite and gives cardinal directions to help people find it."

Rayna was confused about what cardinal directions were. Lilly thought for a moment before answering. "Cardinal directions are north, south, east, and west. You use a compass to figure out which way to go. A compass always points north, so you just need to know where north is and use it to follow the directions. Let's play now."

Rayna hesitated. "I'm not sure I'll be good at this, but I'll give it a try."

Lilly handed Rayna a compass and explained how to use it. "Close your eyes and count to 20 while I hide an item."

Rayna closed her eyes and began counting. Lilly quickly hid a small tin of candy near the swing set in her backyard and then hurried back. "Okay," Rayna said, opening her eyes. "Where do I start?"

"Take five steps north," Lilly directed. Rayna looked down at the compass and carefully moved.

"Now three steps west," Lilly said. Rayna followed, adjusting directions. "Two steps south!" Lilly instructed.

Rayna stopped. She bent down and spotted the tin. "I found it! I thought it would be harder, but I just needed to take it step by step." Lilly grinned, feeling proud of her friend.

Differentiate and give your students the version best for them!

THE CONTENT:

10 high-interest passages & activities
in 2 formats: hands-on & no prep!

Hands-On Centers

THE LEAF

Stories and riddles around the campfire were Eliza's favorite part of camping. Her dad always told the best riddles. But this time, Eliza wanted to surprise him with one.

Eliza cleared her throat, feeling excitement and riddle to share. I know you've probably heard them.

Her dad raised an eyebrow, intrigued. "Alright," interesting? If I can't guess, you get the first turn.

She agreed and began. "There are two creatures both love eating leaves and getting around. They tra noises at night. They don't fear each other but cann can never be friends, even when they are side by si

Her dad leaned back. "Hmm," he said. "I haven't they're herbivores. Could it be one of them is extinc

Eliza said, "Good guess, but it's not the answer.

"Alright," her dad chuckled. "But you have to tel

Eliza grinned. "The riddle is about a giraffe and groups, and hum at night. But they can't see eye to

Her dad nodded. "You got me. Enjoy the paddl feeling proud that she had managed to outsmart he

Name: _____

THE LEAF

1. She is creative and determined to challenge her dad.
2. She cares about impressing her dad and values their shared tradition.
3. They both eat leaves, travel with their families, and make humming noises at night.
4. He responds with laughter and pride, showing the supportive and encouraging nature of their bond.
5. The story emphasizes how family traditions, like campfire riddles, create opportunities for bonding and memorable moments.
6. She beams with pride, showing she enjoys playful competition and personal success.

With this version, students read the passage. Then, they complete a HANDS-ON center you can laminate and re-use for years to come!

No-Prep Printables

Name: _____

THE LEAF

What does Eliza's decision to create and share her own riddle reveal about her personality?

1. She is creative and determined to challenge her dad.

What does Eliza's excitement and nerves before sharing the riddle tell us about her character?

2. She cares about impressing her dad and values their shared tradition.

What clues does Eliza include in her riddle to describe the two creatures?

3. They both eat leaves, travel with their families, and make humming noises at night.

How does Eliza's dad respond to being stumped, and what does this teach about their relationship?

4. He responds with laughter and pride, showing the supportive and encouraging nature of their bond.

What message does the story convey about the importance of shared experiences and traditions?

5. The story emphasizes how family traditions, like campfire riddles, create opportunities for bonding and memorable moments.

How does Eliza's reaction to stumping her dad show her confidence and pride?

6. She beams with pride, showing she enjoys playful competition and personal success.

Write the answers to the questions in each box in complete sentences.

THE LIFETIME LEARNER

Or in this version, students read the passage. Then, they complete the activity in worksheet form. This version is NO PREP and PRINT & GO! Just as much fun as the hands-on centers!

CENTER 1

Multiple Choice

THE SLEEPING BAG

Tys were thrilled about their camping trip. Their parents had been organizing the trip for weeks. Marla packed an extra book in her sleeping bag, while Tys stashed three snacks late-night hunger.

Their mom reviewed the list one last time. "Looks like we've got everything." Their dad nodded. "Great job, team. We'll set up the tent first to avoid rushing in the dark. I'll lock the food in the car to keep out animals. They can smell food easily!" The drive felt long, but the views were worth it. When they arrived, setting up the tent was harder than expected. It required all four to pull and hold poles in place. Once the tent

Name: _____

MULTIPLE CHOICE

1. A	2. C	3. B	4.
5.	6.	7.	8.
9.	10.	11.	12.

What mistake did Tys make that caused an issue during the camping trip?

- A) He stored snacks in his sleeping bag instead of following packing instructions.
- B) He forgot to pack his sleeping bag.
- C) He left his compass at home.
- D) He didn't help set up the tent.



Why does the dad suggest keeping food locked in the car?

- A) To keep it fresh for the trip.
- B) To make it easier to access during meals.
- C) To prevent animals from smelling or getting to it.
- D) To save space in the tent.



2.

Hands-On Center:

Students choose A, B, C, or D on each card.



No Prep Printable Worksheet!

CENTER 2

Crossword Puzzle

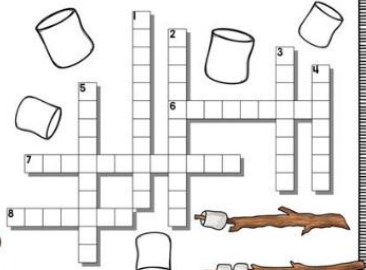
MARSHMALLOW ROAST

"How many can you fit on your stick?" Eric challenged with a grin. Marla handed him onto his stick one at a time. "Six marshmallows! Beat that!" Marla looked down. He mashed seven marshmallows onto his stick. "Top that!"

MARSHMALLOW ROAST

WORD BANK:

- quality
- overloading
- patience
- preparation
- attention
- generosity
- mindful
- appreciating



1 DOWN

By piling too many marshmallows on their sticks, Miles and Eric learned that rushing and _____ leads to poor results.

6 ACROSS

Eric's distracted focus on Miles' mishap proved that losing _____ can lead to unintended consequences.

7 ACROSS

Kimber's enjoyment of her marshmallows proved that the true joy comes from _____ the process, not just the outcome.

Hands-On Center:

Students use the clue cards to fill in the crossword puzzle.



No Prep Printable Worksheet!

CENTER 3

Pairs Activity

THE BINOCULARS

Journal,

This morning, I woke up with the sun shining through the tent at 5 a.m. My sisters were still asleep, so I slipped out quietly. Normally, I sleep in and rush to get ready, but today was different. Being up early felt peaceful. The campsite was quiet and I saw a squirrel climbing a tree with its cheeks stuffed with food.

2] When my family woke up, the peace ended. My sisters are loud! I was annoyed they ruined my quiet morning, but then I saw their big smiles. They even let me use their binoculars to spot the squirrel. Maybe all their noise isn't so bad.

3] For breakfast, my parents made oatmeal. My mom unpacked, and my dad boiled water. They always make sure we have everything we need. I'm lucky they're prepared.

4] After breakfast, we went on a hike. The bugs wouldn't leave me alone! I spent the walk swatting them while my family seemed fine. When I complained, they reminded me they had put on bug spray. I forgot because I was too busy picking out sunglasses.

5] To end the day, we had s'mores. I started feeling tired and decided to head to the tent early. If I want to enjoy early mornings, I need to go to bed early.

Camping is the best. I hope I always remember these moments with my family.

Alex

THE LIFETIME LEARNER

1.		C.	
Paragraph #1 Lesson		Waking up early lets you enjoy nature's quiet beauty.	
2.		D.	
Paragraph #2 Lesson		Others' excitement can make moments better.	
3.		A.	
Paragraph #3 Lesson		Being prepared makes things easier.	

Hands-On Center:

Students put the two sides together to match each question with the correct answer.

No Prep Printable Worksheet!

CENTER 4

Maze

THE LANTERN

Mayra had been camping along the Puget Sound. Mayra loved to dig in her brother's pockets. She had spent hours perfecting her rock-skipping skills. Every time she threw a rock, it sailed around a campfire. As the sun dipped low, Papa said, "Red skies at night mean rain. It's a warning." Mayra tilted her head. "What does that mean, Papa?"

"You'll see," he said with a knowing smile, poking at the fire with a stick. The next morning, Mayra woke to a chill in the air. Alec was already up, peering at the horizon. "Look at the sky, Mayra! It's so pink!" As they admired the sunrise, Papa said, "This is what I was talking about. A red sky in the morning, it's a warning you'll see." Mayra and Alec exchanged confused looks. The day didn't seem different until Papa started to pour. The family went to the car.

"Let's take a drive," Mama suggested. "We'll wait for the rain to pass." As they drove, they spotted a lighthouse. Its beam of light cut through the fog. The red sky in the morning works the same way. It's nature's warning. The weather is coming. Fishermen and sailors have trusted it for thousands of years. Mayra watched it sweep over the ocean, imagining ships depending on it. "The sky really does tell a story," she said, smiling.

THE LANTERN MAZE

Color your way through the maze by finding the answer to each question and following the correct answers. Start at the ship. Finish at the lighthouse.

START! How does Mayra's understanding of the sky change by the end? She sees the sky as boring.	She sees the sky as meaningful.	Why does the lighthouse become a powerful symbol? It represents safety and guidance.	It represents power and fame.	How does Papa's explanation of the lighthouse connect to the central message? The lighthouse shows where to find treasure.
How does the rainstorm help the kids understand Papa's warning? It prevents the sky from producing storms.	Nature gives helpful warnings.	What lesson does Mayra learn from the sky and the rainstorm? Warnings guide and protect us.	Pink skies mean warm weather is coming.	What happened just before lunchtime that surprised the family? They give us an enjoyable day.
How does Alec's excitement about the pink sky show his character traits? He is afraid of the sky.	He is observant.	What message does the author want readers to take away from the story? Always play in the rain.	Pay attention to nature's signs.	How does the family's reaction to the rain show how they work together? They decide to wait it out by taking a drive.
FINISH! He is wise and patient.	What character traits does Papa demonstrate through his actions and words? She is curious but unsure.	What does Mayra's reaction to Papa's "saying" reveal about her at the beginning? She is curious but unsure.		

THE LIFETIME LEARNER

Hands-On Center:

Students use their comprehension skills to make it through the maze.

No Prep Printable Worksheet!

CENTER 5

Color by Code

THE HAT

"We will be leaving our campsite and hiking six miles before returning to our tents." The scout leader, Mr. Allan, described the upcoming camping trip. "You will need to **plan ahead** and bring a **daypack with lots of water, sunscreen, a hat, and snacks**."

Bryce and Oliver loved camping and couldn't wait. Oliver cautiously **double-checked his belongings** to make sure he hadn't forgotten anything. He had clothes, a daypack, and extra supplies. Being prepared made Oliver feel **confident**. **Both were tired from staying up late the night before to look at the stars**. Mr. Allan gathered everyone and reminded them to be equipped for the hike. Oliver was set to go. Bryce grabbed a small bag from the tent. He hadn't packed much because he felt exhausted. Bryce shrugged it off. It was just a hike! He would be fine.

As they walked, **they saw rabbits, deer, and a snake**. After an hour, the sun became hot and bright. **The boys were instructed to put on hats and sunscreen**. Bryce looked around as everyone else took out their stuff. Mr. Allan asked where his hat was.

Bryce looked down. **"I forgot to pack one."** His face was red with embarrassment.

"We still have a few hours," Mr. Allan explained, "and you can't continue. **It is too hot without a hat. You'll have to go back.**" Bryce was disappointed. He should have spent more time **arranging his items**.

Oliver said, **"I brought the gear I need, but I didn't plan time for sunscreen."**

Mr. Allan said, **"I wish you would be wise to learn from his, and be more organized next time."**

What items did Mr. Allan say the scouts needed for the hike?

2. Color the answer light blue.

What are 3 synonyms for "being prepared" you can find in the story?

4. Color the answer yellow.

What solution did Oliver offer to help Bryce stay on the hike?

1. Color the answer red.

Hands-On Center:

Students use the coloring task card questions to color in answers in the text.



No Prep Printable Worksheet!

CENTER 6

Cut and Paste

THE COMPASS

Activities is playing compass hide-and-seek," Lily told Rayna. "What game was that?" Lily explained, "Someone hides an object near the cardinal directions to help people find it." Rayna was still confused. Lily said, "Cardinal directions are north, south, east, and west. You use a compass to find which way to go. It points north, so you use it to follow directions. Let's play now." Rayna hesitated. "I'm not sure I'll be good at this, but I'll give it a try." Lily handed Rayna a compass. "Close your eyes and count to 20 while I hide the object." Rayna closed her eyes and counted. Lily hid a tin of candy near the backyard and hurried back. "Okay," Rayna said, opening her eyes. "Where do I go?" "Take five steps north," Lily directed. Rayna looked at the compass and counted. "Three steps west," Lily said. Rayna followed. "Two steps south!" Lily instructed. Rayna stopped. She bent down and spotted the tin. "I found it! I thought it was hidden, but I just needed to take it step by step." Lily grinned, feeling proud of her friend. "Now it's your turn to find something," Rayna said. She took the compass and a flashlight. "All right," Rayna said. "Three steps east." Lily used the compass to guide Rayna. "Five steps south," Rayna said. Lily followed, glancing down. "You're almost there." Lily stopped and looked around. She spotted the flashlight and smiled. "Got it!" Rayna grinned. "That was fun. I can't believe I learned how to use it so quickly." "You did great!" Lily said. "I learned letting you take the lead is just as fun as following." Lily said.

CUT AND PASTE

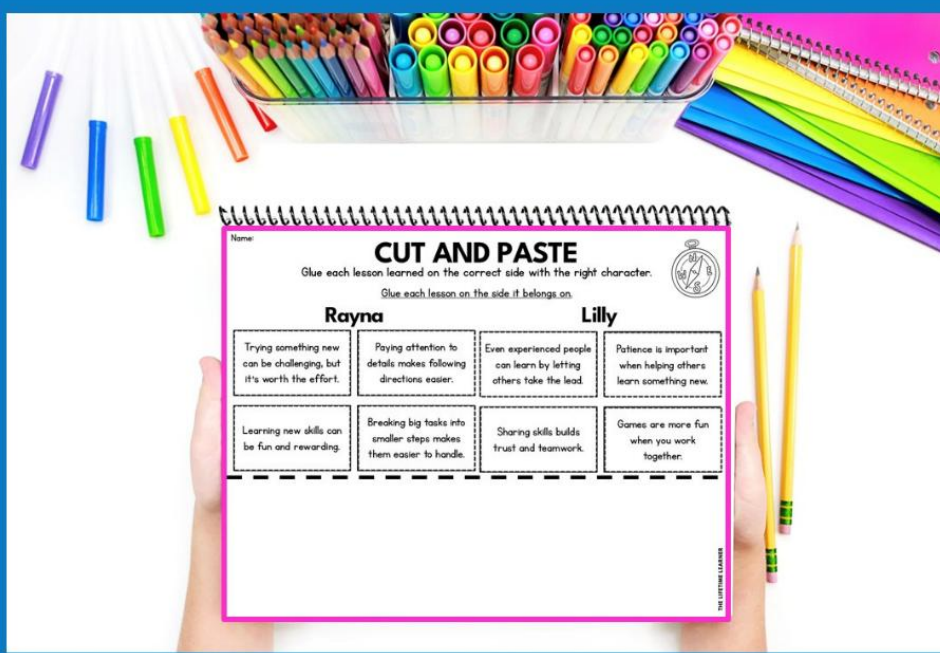
Glue each lesson learned on the correct side with the right character.

Glue each lesson on the side it belongs on.

Rayna		Lilly	
			Games are more fun when you work together.
Patience is important when helping others learn something new.	Trying something new can be challenging, but it's worth the effort.	Even experienced people can learn by letting others take the lead.	Breaking big tasks into smaller steps makes them easier to handle.
Learning new skills can be fun and rewarding.	Sharing skills builds trust and teamwork.	Trying something new can be challenging, but it's worth the effort.	Paying attention to details makes following directions easier.

Hands-On Center:

Cut and paste each box where it belongs.



No Prep Printable Worksheet!

CENTER 9

3 Choices

THE CAMPFIRE

Heather did not leave chairs close to the fire. Ethan reminded Heather: "Heather shrugged. 'We're not starting for awhile. I can do it later. Let's play tag!' They ran in circles around the tents until they were out of breath. Their mom called to them. She was using a slingshot to aim at a bottle perched on a tree stump. 'Let's see who can knock the bottle down,' Mara, their mother, challenged. 'Whoever gets it first doesn't have to help set up dinner or the fire tonight.' Heather and Ethan agreed. They took turns aiming pebbles at the bottle. After several tries, Heather managed to knock it down. 'Yes!' she cheered, skipping off. Ethan and Mara worked together to gather wood, start the fire, and prepare dinner. Later, Ethan called out, 'Dinner's ready!' Heather returned with wildflowers. 'Thanks for letting me explore,' she said. They all sat around the fire, enjoying their meal. But as Heather leaned back in her chair, she noticed something unusual. 'Uh-oh! My chair has holes in it!' she exclaimed. 'Do you think an animal bit it?' Mara walked over. 'Your chair is too close to the heat. Those are from ash landing on it.' Heather groaned. 'That's so annoying! Can I use Dad's chair? He's still on his hike.' Mara shook her head. 'I'm sorry. I warned you about keeping your chair near the fire. It's a good lesson: always be mindful of where you leave your things near the fire pit.' Heather sighed but nodded. 'I'll definitely pay attention next time.'

1. What lesson does Heather learn about leaving chairs near the fire?
 A. Always sit close to the fire for warmth. B. Be mindful of where you place items near the fire to avoid damage. C. Chairs near the fire keep animals away.

2. What statement shows Heather didn't listen to her mom's advice about the fire pit?
 A. Heather moved her chair before playing tag. B. Heather forgot to bring a chair to the campsite. C. Heather ignored her mom's warning and left her chair near the fire.

3. What lesson is demonstrated through Ethan and Mara working to prepare dinner?
 A. It's better to let one person handle all the chores. B. Setting up dinner alone is faster and more efficient. C. Teamwork makes tasks like cooking and setting up the fire easier.

Hands-On Center:

Students put a finger on the correct answer for each question.



No Prep Printable Worksheet!

CENTER 10

True or False

THE TENT

Matt took out of the tent bag as soon as they arrived at the campsite. 'We need to follow these instructions,' his dad said, holding up the instructions. 'We need to follow these instructions. It's smoother if we use a hammer, so I'll head back to the truck and grab one. 'Anything where it is, and we'll build it together when I get back.' Matt watched his dad walk away, he thought he could surprise his dad by putting the tent up himself. He glanced at the directions but decided they looked complicated. 'I can figure this out,' Matt thought. 'It's just a tent. How hard can it be?' Matt dumped all the supplies out and grabbed the poles. He slid them through the openings, just as he'd seen his dad do in the past. Next, he connected the shorter poles into one long piece but couldn't figure out where it was supposed to go. He kept working, using all the pieces, but something wasn't right. He realized the tent was a disaster. The door was lying on the ground, one side had collapsed, and wind could blow it away. He returned with the hammer. He raised an eyebrow before laughing. 'Well, that's creative. Thanks for trying, but I think we need the instructions. Let's start over together.' Matt smiled sheepishly. 'Good idea. I guess the directions are there for a reason.' They followed the directions. At the end, the tent was standing tall and ready. 'Wow, this looks much better,' Matt said, admiring their work. 'I guess rushing isn't the best way.' He dad said, 'You've got it. Taking your time pays off. Teamwork doesn't hurt either.'

TRUE ✓
 LESSONS THAT APPLY TO THIS STORY

FALSE ✗
 LESSONS THAT DO NOT APPLY TO THIS STORY

Learning from mistakes is an important part of improving. A

Using teamwork isn't always worth the extra time it takes. B

Attempting a task independently shows greater skill than asking for help. C

Teamwork can make challenging tasks more manageable. E

Sometimes it's better to figure things out your own way than to rely on instructions. F

Taking your time and using the right tools can lead to better results. G

Rushing through a task often leads to mistakes. H

Speed is more important than accuracy when solving problems. I

Skipping unnecessary steps can lead to the same outcome as following instructions. J

Hands-On Center:

Students decide if each card is true or false.



No Prep Printable Worksheet!

HOW TO USE THIS:

Ideas for Implementation:

- pick and choose the centers you want to use: do what works best for your class!
- give less than 10 centers to students if you are short on time
- give students the whole day to complete all 10 centers/activities OR spread the room transformation out over a couple of days
- use the hands-on centers during your room transformation and the no-prep printables as a review during your reading block

THE FISHING POLE

"Dad, why do we have to be here so early?" Niko asked, rubbing his eyes. Mr. Ramirez smiled. "Have you ever heard, 'The early bird gets the worm'?" "But we're not birds," Niko yawned. "And we got worms already. So, what's the point?" "Getting up wasn't easy, but it gave us the chance to be ready before everyone and grab the best spot." His dad said as he helped Niko cast his line. "The saying doesn't just apply to fish." Niko grinned. "I get it! It's like we're the sneaky early birds of the lake." "Exactly," his dad winked. "And this isn't just about fish. It's about enjoying time together." As they sat in the quiet boat, Niko noticed the way the sunlight sparkled on the water and "This is kind of nice, even if we don't catch anything." But minutes later, Niko began to fidget. His dad said, "Good things come to those who wait." Niko rolled his eyes but agreed. He knew Rome wasn't built in a day. Time passed. His dad "The best things take time. We've got to trust the process." Then Niko's line jerked. "Dad! I think I've got something!" Niko shouted, gripping the pole tightly. As Niko reeled it in, his dad said, "Take your time. Rushing could snap the line, go slow." When the fish finally broke the surface, Mr. Ramirez's face lit up. "You caught a salmon!" Niko beamed with pride. "I didn't think getting up would be worth it, but this is great." Mr. Ramirez gave him a pat. "Getting here early paid off with the best catch of the day. You learned to stop and smell the roses. Now, how about we head back to the tent for a nap?" "Sounds good," Niko laughed. "Thanks for taking me. It was nice being with you in nature."

LESSON #1:
Patience pays off.

LESSON #2:
Enjoy the process, not the outcome.

LESSON #3:
Waking up early is beneficial.

A. "The early bird gets the worm."

B. "Take your time. Rushing could snap the line, go slow."

C. "Stop and smell the roses."

D. "This is kind of nice, even if we don't catch anything."

E. "Good things come to those who wait."

F. "Thanks for taking me. It was nice being with you in nature."

G. "Getting here early paid off with the best catch of the day."

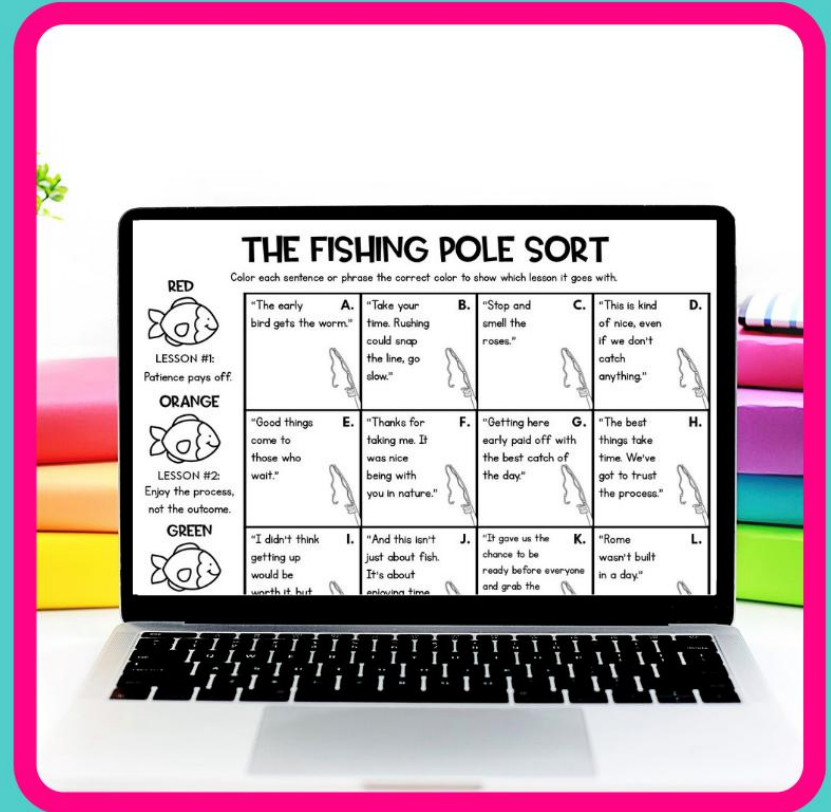
H. "The best things take time. We've got to trust the process."

I. "I didn't think getting up would be worth it, but this is great."

PRINT & DIGITAL



Print & Go



Google Slides

There is a digital version of the no-prep printables!









The no prep printable questions are **100% editable!**

Name: _____

CUT AND PASTE

Glue each lesson learned on the correct side with the right character.
Glue each lesson on the side it belongs on.

Rayna **Lilly**

Patience is important when helping others learn something new.	Trying something new can be challenging, but it's worth the effort.	Games are more fun when you work together.	Breaking big tasks into smaller steps makes them easier to handle.
Learning new skills can be fun and rewarding.	Even experienced people can learn by letting others take the lead.	Sharing skills builds trust and teamwork.	Paying attention to details makes following directions easier.





THE LIFETIME LEARNER

Name: _____

CUT AND PASTE

Glue each lesson learned on the correct side with the right character.
Glue each lesson on the side it belongs on.

Rayn


		
		

edit any question!

Patience is important when helping others learn something new.	Tr	g big tasks into
Learning new skills can be fun and rewarding.	Even experienced people can learn by letting others take the lead.	Sharing skills builds trust and teamwork.

THE LIFETIME LEARNER

Center #1



Type here
Type here
Type here
Type here
Type here
Type here
Type here
Type here
Type here
Type here
Type here
Type here
Type here
Type here
Type here

Name: _____

THE LIFETIME LEARNER

10 Pre-Made
Centers
(Print & Go)

10 Pre-Made
Centers:
Editable Version

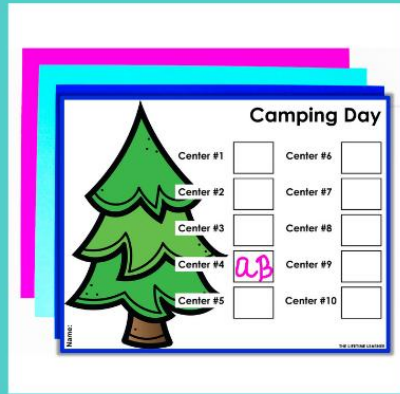
10 Blank Centers
To Add Your
Own Content

3 Versions Included

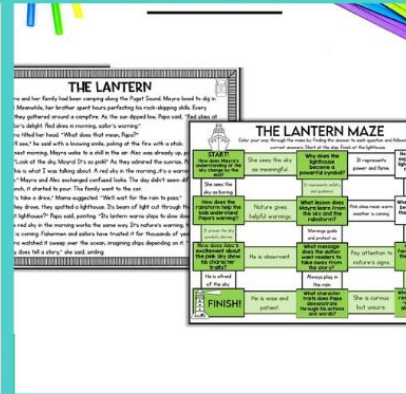
WHAT'S INCLUDED?



10 Color & B/W Posters




Recording Sheets



10 Hands On Centers



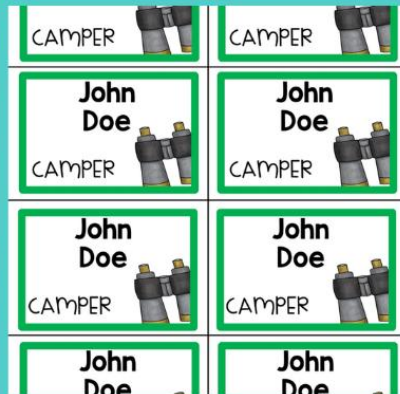
10 No Prep Printables



2 Versions of Passages & Activities



Printable Hats



Name Tags



Coloring Page



Folder Insert



Decor Posters

keep scrolling to see more!

WHAT'S INCLUDED?



Welcome Slide



Editable Versions



Banner



Certificate




Shopping Guide



Admission Tickets



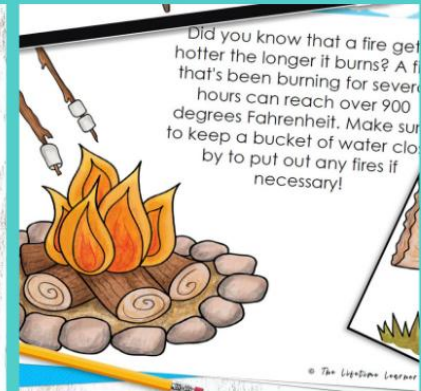
Digital Version



Answer Keys



QR Codes




Fun Facts

jam-packed with fun, rigor, and engagement!

other resources this pairs well with:

Add in even more reading passages with an add-on pack!

Or, mix some math into your themed learning day!



LET'S GO camping ADD-ON PACK

EDITABLE READING PASSAGES

GRADES 3-5 READING

By: The Lifetime Learner

Includes: HISTORY OF THE S'MORE, WHAT TO DO WHILE CAMPING, HOW TO SET UP A TENT.



LET'S GO camping division strategies

EDITABLE ROOM TRANSFORMATION

3RD GRADE MATH

By: The Lifetime Learner

3.OA.2



LET'S GO camping division WORD PROBLEMS

EDITABLE ROOM TRANSFORMATION

4TH GRADE MATH

By: The Lifetime Learner

4.NBT.6



LET'S GO camping divide unit fractions by whole numbers

EDITABLE ROOM TRANSFORMATION

5TH GRADE MATH

By: The Lifetime Learner

5.NF.7



reading **MEGA BUNDLE**

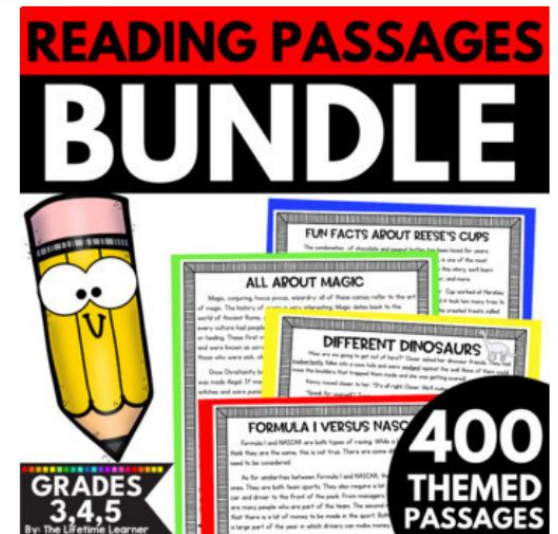
CLASSROOM TRANSFORMATIONS

40 THEME DAYS! GRADES 3-5

THE LIFETIME LEARNER

Includes: HEADLINE DAY, FALL, BIRTHDAY, CIRCUS, SPACE, BIRTHDAY, COFFEE, HEADLINE, PILOT, FARMER, ATHLETE, RESTAURANT, PIRATE, BIRTHDAY, ROYALTY, HAWAIIAN, PARTY, BROCERY, RACE, SURGERY, REPAIR, AFRICAN, ARTIST, MASCOT, RACE CAR, BOOT.

When you purchase a Mega Bundle, you save 50% off the price of the individual resources!



READING PASSAGES **BUNDLE**

400 THEMED PASSAGES

GRADES 3, 4, 5

By: The Lifetime Learner

Includes: FUN FACTS ABOUT REESE'S CUPS, ALL ABOUT MAGIC, DIFFERENT DINOSAURS, FORMULA I VERSUS NASCAR.

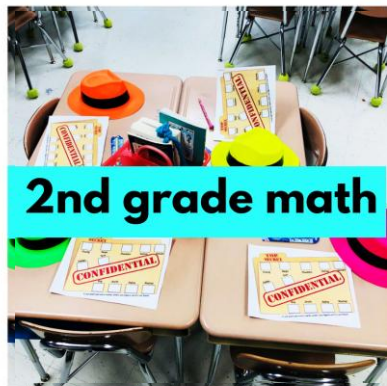
Add On Pack Bundle!

classroom transformations

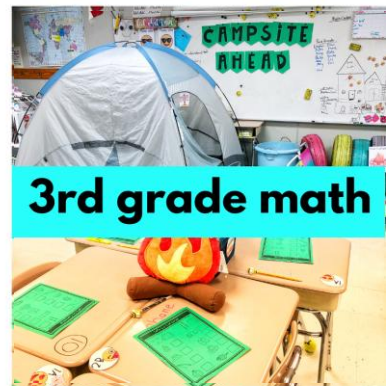
low prep, fun, and engaging!



1st grade math



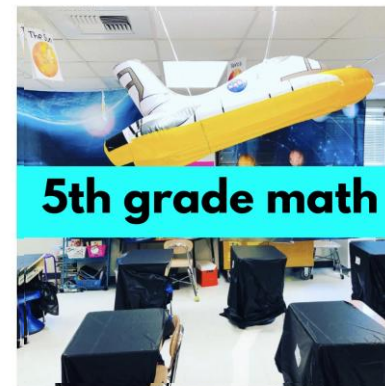
2nd grade math



3rd grade math



4th grade math



5th grade math



kindergarten math

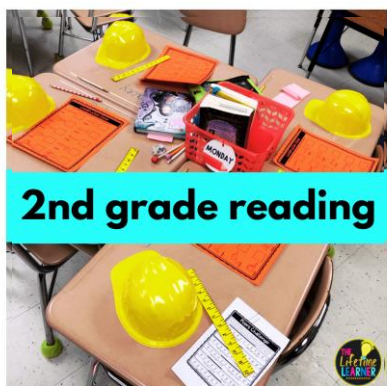
K-5 MATH & READING



kindergarten reading



1st grade reading



2nd grade reading



GR 3-5 reading comprehension



3-5 reading add-on packs



alphabet letters

THE LIFETIME LEARNER'S CLASSROOM TRANSFORMATIONS ARE:

1. Engaging to Students
2. Classroom Tested (and Student-Approved)
3. Print and Digital Compatible
4. Jam-Packed with Content
5. Aligned to Reading Standards
6. Easy to Implement
7. Flexible for Every Classroom
8. Versatile Ways to Reward Students
9. Rigorous Student Learning Activities

All content is included so you can simply **print**
and get ready for an **AMAZING** experience
with your students!



Please Note:

- **There are 10 reading challenges provided as well as décor, a fast finisher activity, and additional extras.**
- **The digital version is provided in Google Slides.**
- **Nervous about trying your first room transformation? You'll be hooked once you try one! I promise!**
- **Feel free to contact me if you have questions or want to chat about room transformations. You can email me at lindsaythelifetimelearner@gmail.com**