

WHAT IS THIS?

It's a low-prep room transformation!



Use the 10 reading stations, included decor, and more for a fun & easy room transformation!



This themed learning day has 10 stations that all give reading comprehension practice with a variety of skills! You can use 1, 5, or all 10--it's flexible!

Room transformations can be stress-free and low-prep.

Keep scrolling to learn how!



Let's start with the basics...

What is a classroom transformation?


A classroom transformation changes your room into a certain setting or theme to engage students in their own learning with rigorous content.



Donut Shop Day




Rock Star Day



Camping Day



You don't have to spend hours of your time setting up a room transformation or spend lots of money to make it **SO MUCH FUN!**



STEP 1:

Tell your class it is
Halloween today!

They will complete a review of many reading comprehension activities set up around the room. You can do this for a day, a few days, or over the course of a week!




Set-up is quick and easy.

Simply print the posters, 10 activities, and a recording sheet for each student. Place them around your room and you're ready to begin!

Flexibility is key.

Need to modify? No problem!
Choose how many centers students will need to complete and what time frame they have to meet YOUR needs.



STEP 2:

Let students move around the room and complete each station. They read a passage and then an activity to go with it. They can be completed in any order. All stations include a variety of reading comprehension skills. You can choose just a few for students to complete or use all 10. This is up to the teacher and the amount of time you'd like to fill.

Optional Recording Sheet

When a student finishes a center, you sign that spot on their recording sheet to keep track of what they've completed.

Freedom to choose.

Students can work in partners, rotations, groups, or independently. Your choice!

THE SPIDER

It was the calm before the storm. Kids would start trick-or-treating any minute. On a normal night, Harry could scuttle around without a care in the world. The humans hibernated inside like sleeping bears. But Halloween was like a dark cloud hanging over his web. Harry's least favorite day was October 31st because Halloween was dangerous for spiders.

"It better not be as chaotic as a circus this year," Harry grumbled, feeling butterflies in his stomach. As evening descended like a blanket, the kids began their Halloween fun. The moon peeked through the clouds, casting a silver glow on the bustling streets.

From his web above the porch, he watched as children knocked on doors. Harry thought no one would notice him. He was caught between a rock and a hard place, wanting to join the Halloween fun but fearing the humans. Just then, a little boy looked up and pointed. "Dad, there's a spider!" he shouted. "Get it!"

Harry's heart sank. He hadn't done anything wrong, yet this human wanted to squash him. This was why Halloween was a nightmare for him. This is what made him grumpy.

Harry scrambled up the side of the house. His legs moved faster than a flash of lightning. The boy shouted, but Harry ignored him. He would stay safe on the roof.

Eventually, he bit the bullet and decided to come back down. Harry realized Halloween wasn't as bad as he had thought. After the children left, Harry the spider could have some candy too! He grinned like a jack o'lantern, eager to see what he could try.

THE LIFETIME LEARNER

THE SPIDER: FIGURATIVE LANGUAGE PAIRS

Name: _____

1. "evening descended like a blanket" D	2. "caught between a rock and a hard place" E	K. Meaning: When you feel nervous or excited.	L. Meaning: The moon came out from behind the clouds.
3. "The moon peeked through the clouds" L	4. "the streets come alive" J	I. Meaning: When you are smiling widely and happily.	B. Meaning: When you are moving very quickly.
5. "calm before the storm" H	6. "butterflies in his stomach" K	J. Meaning: The streets get busy and full of people.	A. Meaning: When you face something difficult or scary.
7. "Like a dark cloud hanging over his web" G	8. "faster than a flash of lightning" B	F. Meaning: When people are staying inside and resting.	H. Meaning: A peaceful time right before something busy happens.
9. "grinned like a jack o'lantern" I	10. "as chaotic as a circus" C	G. Meaning: When you are feeling sad or worried.	D. Meaning: When nighttime arrives softly.
11. "hibernated inside like sleeping bears" F	12. "bite the bullet" A	E. Meaning: When you are stuck in a tough situation with no easy choices.	C. Meaning: When it is very noisy, with lots of activity happening at once.

STEP 3:

This part is optional but SO MUCH FUN!

After students complete each center, I have them pull out a chance card.

If the card says "Trick", they put their hand in a Halloween "Trick Bag".

If the card says "Treat", they get a piece of candy.

What's in the Trick Bags?

There are things like marshmallows (ghost poop), carrots (monster toes), and a glove filled of flour (Frankenstein's hand). The resource includes ten bag labels and a shopping list of exactly what you'll need to fill them up.



Chance Card



"Treat"



Trick Bag



Trick Bag

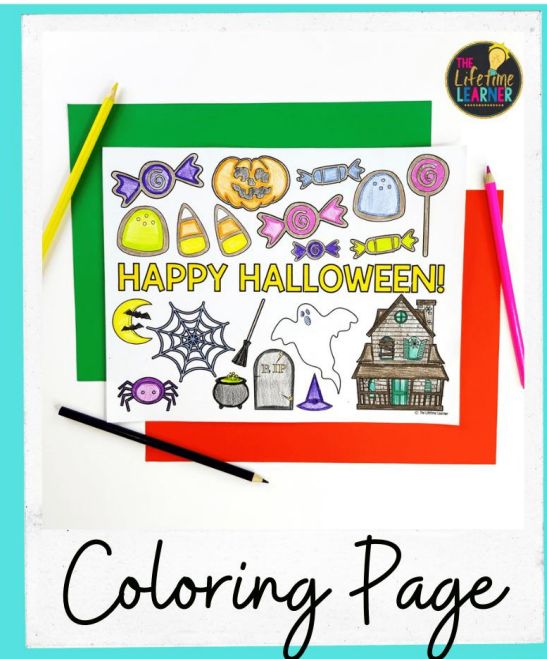
STEP 4:

When students finish all activities you've assigned, they win! You can give them the included certificate, coloring page, or a small prize of your choice.

A shopping guide is also included to give you suggestions of optional "extras" you could add in.

Remember:

Anything different from a "normal" day in the classroom is special to students! A reward at the end isn't required during a classroom transformation.



STEP 5:

Most of the time, there are early finishers. These kiddos get to go around the room and read fun facts about the topic! No one is ever bored.

Choose from 3 versions!

Digital Scavenger Hunt

Let students "find" the facts on Google Slides

Printable Facts

Hang facts around room

QR Codes

Students scan to read fun facts



1

2

3

10 READING COMPREHENSION PASSAGES/ACTIVITIES:

THE WITCH

Read the story. Then, answer the questions.



At age 10, Olive still hadn't managed to learn how to fly a broom. Her classmates had already learned the skill months earlier, and Olive was the only one lagging behind. "That's so embarrassing, Olive!" the girls in her class would mock, their voices mean. "I'll learn!" Olive replied with determination. "And when I do, I'll be the best!"

Name: _____

THE WITCH: MULTIPLE CHOICE



- | | | | |
|---|--|---|---|
| 1. What is the main conflict in the story?
A) Olive's broom is broken.
B) Olive is struggling to fly a broomstick.
C) Olive doesn't want to be a witch.
D) Olive is afraid of flying. | 2. What does Olive's mother mean when she says the broom is "alive in its own way"?
A) The broom can talk.
B) The broom is controlled by magic.
C) The broom has emotions like a human. | 3. Why does Olive whisper to the broom instead of commanding it to fly?
A) She thinks it will work better if she whispers.
B) She's too shy to speak loudly.
C) She is following her mother's advice to communicate gently with the broom. | 4. Which of the following best describes Olive's relationship with her mother?
A) Strained and competitive
B) Supportive and encouraging
C) Distant and uninterested
D) Strict and critical |
|---|--|---|---|

THE PUMPKIN

Read the story. Then, answer the questions.



Penny the pumpkin sat waiting in the pumpkin patch. She longed for a family to put her on their doorstep and one selected her on Halloween. On the way home, Penny heard them talking. "What do you want to do with the pumpkin?" the father inquired. The little boy beamed. "We're going to turn it into a jack o'lantern!" Penny had never encountered this term before and wondered what it meant. "That's exciting," the father said. "What design do you have in mind for carving?"

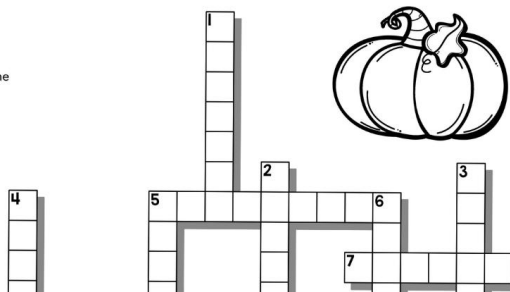
THE PUMPKIN: CROSSWORD PUZZLE

Across:

- How did Penny feel when she first found out what happens to pumpkins?
- Who came up with the solution to the problem in the story?
- What did the little boy want to turn Penny into?
- What did Penny realize people do to pumpkins on Halloween?

Down:

- What did the little girl want to carve on Penny?
- What did Penny see her new look in?
- What does the word "adored" mean in the story?
- What did Penny realize people do to pumpkins on Halloween?



THE VAMPIRE

Tooth the vampire had transferred to a new school. He had invited four of his classmates to sleepover. He was excited as he set out baskets filled with candy, hoping it would help them have fun. The doorbell rang, and Tooth hurried to greet his first guest. Midnight stood there with a frown. "My mom made me come. I didn't want to."

THE VAMPIRE: COLOR SORT

Each character needs 4 boxes colored in: 2 character traits and 2 sentences proving evidence of the character traits.

TOOTH RED	Sarcastic He said sorry for being late and seemed to care what the host thought.	Playful She joked that she was going to eat all the candy and not share with anyone.	Sociable
	He said sorry for being late and seemed to care what the host thought.	She joked that she was going to eat all the candy and not share with anyone.	She joked that she was going to eat all the candy and not share with anyone.

THE MUMMY

On a crisp Halloween evening, a large group of monsters paraded down the dimly lit street. The sinister figures cast long, creepy shadows in the glow of jack-o'-lanterns. Vampires with fangs, mummies wrapped in tattered white bandages, witches with pointed hats, and ghosts draped in flowing white sheets all mingled together. "I can't wait to scare the humans!" a vampire said. "They jump at the sight of us!"



Name: _____

THE MUMMY: CONTEXT CLUES

Something that seems scary or evil.	To join or mix with others in a group.	The way someone or something looks on.	Acting in a playful but slightly
-------------------------------------	--	--	----------------------------------

**focuses on:
upper elementary fiction
reading standards**

2 Versions of Every Passage Included for Students

THE MUMMY



On a crisp Halloween evening, a large group of monsters paraded down the dimly lit street. The sinister figures cast long, creepy shadows in the glow of jack-o'-lanterns. Vampires with fangs, mummies wrapped in tattered white bandages, witches with pointed hats, and ghosts draped in flowing white sheets all mingled together.

"I can't wait to scare the humans!" a vampire said. "They jump at the sight of us!"

One witch grinned. "I'll fly over the neighborhood and scare the children!"

"Let's get going!" a mummy called. As they approached groups of children trick-or-treating, their spooky appearances sent the little ones into a frenzy of fear.

"Please, don't take my candy!" a small boy cried. "I worked hard to collect it!"

The mummy stepped closer, his eyes glinting mischievously. "Hand it over, kid!"

"No!" The boy began to weep with tears. But then, he heard laughter from the "monsters."

"Hold on!" shouted the witch, her cackle fading to giggles. "This is getting out of hand."

The boy realized the "monsters" weren't real monsters! These were just teenagers dressed in costumes, enjoying the exhilaration of Halloween night.

The vampire removed his fangs. "We're not really monsters; we're here to have fun!"

THE MUMMY



Read the story. Then, answer the questions.

On a crisp Halloween evening, a large group of monsters paraded down the dimly lit street. The sinister figures cast long, creepy shadows in the glow of jack-o'-lanterns. Vampires with fangs, mummies wrapped in tattered white bandages, witches with pointed hats, and ghosts draped in flowing white sheets all mingled together.

"I can't wait to scare the humans!" a vampire hooted. "They always jump at the sight of us!"

One of the witches grinned. "I'll fly over the neighborhood and scare the little children!" she announced.

"My bandages keep trying to fall off!" a mummy grumbled as he tried to put himself back together.

"Let's get going!" another vampire called. With a roar of laughter, the group headed down the street. As they approached groups of children trick-or-treating, their spooky appearances sent the little ones into a frenzy of fear.

"Please, don't take my candy!" a small boy cried, clutching his basket tightly. "I worked hard to collect it!"

The mummy stepped closer, his eyes glinting mischievously. "Hand it over, kid!"

"No!" The little boy began to weep, tears streaming down his cheeks. But then, the little boy heard a burst of laughter from the group of "monsters."

"Wait a minute!" shouted the witch, her cackle fading into giggles. "This is getting out of hand."

As the laughter continued, the boy began to realize the "monsters" were not as chilling as they seemed. They weren't real monsters! These were just teenagers dressed in costumes, enjoying the exhilaration of Halloween night.

The vampire removed his fangs, revealing a cheerful smile. "We're not really monsters; we're just here to have some fun!" he said, chuckling.

"Yeah! We're just trying to scare you for Halloween!" the mummy said, pulling off his bandages to show his face.

The little boy wiped his tears and laughed. "You scared me!" he exclaimed. "I thought you were real monsters!"

The witch placed a comforting hand on the boy's shoulder. "We didn't mean to frighten you. We're sorry."

"I'm trick-or-treating with your group!" the boy declared, now eager to join the fun. And so, instead of scaring the neighborhood, the "monsters" and the little boy went house to house, gathering candy and enjoying the night.

THE SPIDER



It was the calm before the storm. Kids would start trick-or-treating any minute. On a normal night, Harry could scuttle around without a care in the world. The humans hibernated inside like sleeping bears. But Halloween was like a dark cloud hanging over his web. Harry's least favorite day was October 31st because Halloween was dangerous for spiders.

"It better not be as chaotic as a circus this year," Harry grumbled, feeling butterflies in his stomach. As evening descended like a blanket, the kids began their Halloween fun. The moon peeked through the clouds, casting a silver glow on the bustling streets.

From his web above the porch, he watched as children knocked on doors. Harry thought no one would notice him. He was caught between a rock and a hard place, wanting to join the Halloween fun but fearing the humans. Just then, a little boy looked up and pointed. "Dad, there's a spider!" he shouted. "Get it!"

Harry's heart sank. He hadn't done anything wrong, yet this human wanted to squash him. This was why Halloween was a nightmare for him. This is what made him grumpy.

Harry scrambled up the side of the house. His legs moved faster than a flash of

THE SPIDER



It was the calm before the storm. Kids would start trick-or-treating any minute. Every porch light shone brightly, ready for trick-or-treaters. On a normal night, Harry could scuttle around his home on the porch without a care in the world. The humans typically hibernated inside like sleeping bears. But Halloween was like a dark cloud hanging over his web. Harry's least favorite day of the year was October 31st because Halloween was dangerous for spiders.

"It better not be as chaotic as a circus this year," Harry grumbled, feeling butterflies in his stomach. As evening descended like a blanket, the kids began their Halloween fun. Harry perched on his spiderweb, observing children skip joyfully from their houses. Each one had a candy basket swinging in their hands. Even the adults joined in the excitement, making the streets come alive. The moon peeked through the clouds, casting a silver glow on the bustling streets.







"There's already so many humans," Harry muttered under his breath. From his web above the porch, he watched as children knocked on doors, eagerly collecting their sweets. For a moment, he thought no one would notice

Differentiate and give your students the version best for them!




THE CONTENT:

10 high-interest passages & activities in 2 formats: hands-on & no prep!

Hands-On Centers

 "evening descended like a blanket" D.	1. Meaning: When nighttime arrives softly.	 "the streets come alive" J.	4. Meaning: The streets get busy and full of people.
 "caught between a rock and a hard place" E.	2. Meaning: When you are stuck in a tough situation with no easy choices.	 "calm before the storm" H.	5. Meaning: A peaceful time right before something busy happens.
 "The moon peeked through the clouds" L.	3. Meaning: The moon came out from behind the clouds.	 "butterflies in his stomach" K.	6. Meaning: When you feel nervous or excited.

THE LIFETIME LEARNER

 "Like a dark cloud hanging over his web" G.	7. Meaning: When you are feeling sad or worried.
 "faster than a flash of lightning" B.	8. Meaning: When you are moving very quickly.
 "grinned like a jack o'lantern" I.	9. Meaning: When you are smiling widely and happily.

No-Prep Printables

Name: _____

THE SPIDER: FIGURATIVE LANGUAGE PAIRS

1. "evening descended like a blanket" D.	2. "caught between a rock and a hard place" E.	K. Meaning: When you feel nervous or excited.	L. Meaning: The moon came out from behind the clouds.
3. "The moon peeked through the clouds" L.	4. "the streets come alive" J.	I. Meaning: When you are smiling widely and happily.	B. Meaning: When you are moving very quickly.
5. "calm before the storm" H.	6. "butterflies in his stomach" K.	J. Meaning: The streets get busy and full of people.	A. Meaning: When you face something difficult or scary.
7. "Like a dark cloud hanging over his web" G.	8. "faster than a flash of lightning" B.	F. Meaning: When people are staying inside and resting.	H. Meaning: A peaceful time right before something busy happens.
9. "grinned like a jack o'lantern" I.	10. "as chaotic as a circus" C.	G. Meaning: When you are feeling sad or worried.	D. Meaning: When nighttime arrives softly.
E. "hibernated inside like sleeping bears" F.	12. "bite the bullet" A.	E. Meaning: When you are stuck in a tough situation with no easy choices.	C. Meaning: When it is very noisy, with lots of activity happening at once.

Write the correct letter next to each spider.

THE LIFETIME LEARNER

With this version, students read the passage. Then, they complete a hands-on center activity you can laminate and re-use for years to come.

Or in this version, students read the passage. Then, they complete the activity in worksheet form. This version is NO PREP and PRINT & GO! Just as much fun as the hands-on centers!

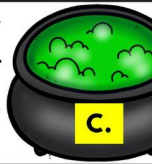
CENTER 3

Mummy Puzzles



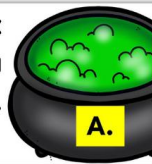
#1 sinister

Something that seems scary or evil.



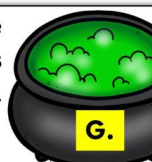
#2 mingle

To join or mix with others in a group.



#3 appearance

The way someone or something looks on the outside.



Hands-On Center: Appearance

Students put each 2-piece puzzle together.



Name: _____

THE MUMMY: CONTEXT CLUES

Something that seems scary or evil. C.	To join or mix with others in a group. A.	The way someone or something looks on the outside. G.	Acting in a playful but slightly naughty way. B.
To cry because you're sad or upset. F.	A loud, sharp laugh. H.	A feeling of being really excited and full of energy. E.	To say something in a strong, clear way for everyone to hear. D.
weep 5.	mingle 2.	mischievously 4.	cackle 6.
sinister L.	declare 8.	exhilaration 7.	appearance 3.

Write the correct letter on each cauldron.

No Prep Printable Worksheet!

CENTER 4

Sorting Game

Tooth

Place 2 character traits and proof for each one from the story in these four boxes.	Optimistic I.	Trait	Proof
	Proof	Proof	Proof

Shadow

Place 2 character traits and proof for each one from the story in these four boxes.	Trait	Polite L.	Proof
	Proof	Proof	Proof

Wendy

Place 2 character traits and proof for each one from the story in these four boxes.	Trait	Energetic M.	Proof
	Proof	Proof	Proof

Raven

Place 2 character traits and proof for each one from the story in these four boxes.	Sociable E.	Trait	Proof
	Proof	Proof	Proof

He used sorry for being late and seemed to care what the host thought. B.	The character is friendly and likes to give ideas what to do. Q.	She burst in with a body about when she came to the party. N.	He was joking when he said the party kept getting better and better. A.	She joked that she was going to eat all the candy and not share with anyone. J.	She said that she was nervous to come to the party and have a sleepover. D.	His sister mentioned he was nervous to come to the party and have a sleepover. K.
--	---	--	--	--	--	--

Hands-On Center:

Students sort each card onto the correct mat.



Name: _____

THE VAMPIRE: COLOR SORT

Each character needs 4 boxes colored in 2 character traits and 2 sentences proving evidence of the character traits.

TOOTH	Sarcastic	Playful	Sociable
RED	A.	B.	C.
WENDY	Shy	Optimistic	Polite
GREEN	F.	G.	H.
SHADOW	Energetic	Apologetic	
ORANGE	I.	J.	
RAVEN	Polite	Energetic	
PURPLE	K.	L.	M.
MIDNIGHT	Confident	Grumpy	
BLUE	P.	Q.	R.

THE LIFETIME LEARNER

No Prep Printable Worksheet!

CENTER 5

Right or Wrong?

Place 10 zombies that are right here.

	A. The poem contains three stanzas.		C. The word "searching" refers to the zombies looking for candy in the poem.	
	B. The phrase "goofy grin" hints that the zombies are friendly and silly.			

THE LIFETIME LEARNER

Place 10 zombies that are wrong here.

		M. The poem is written in a serious tone throughout.		J. "Sham" and "right" are rhyming words used in the poem.
	B. The poem's theme focuses on the dangers of Halloween.			

THE LIFETIME LEARNER

I. "Sham" and "right" are rhyming words used in the poem.

J. "Sham" means that the zombies move quickly and gracefully as they search for candy.

K. "Sham" and "right" are rhyming words used in the poem.

L. The rhyme scheme of the poem follows an ABB pattern in every stanza.

M. The poem is written in a serious tone throughout.

N. The rhyme scheme of the poem follows an ABB pattern in every stanza.

O. The mood of the poem is playful and festive.

P. The author uses a gloomy tone to describe the zombies and their activities.

Q. The poem has twelve lines in total.

R. The zombies are described as joyful and ready to have fun.

S. The poem suggests that the zombies are looking for humans to scare.

T. The setting of the poem is during the nighttime on Halloween.

Hands-On Center:

Students read each statement about the poem and decide if it's right or wrong. They sort the cards into the correct pile.

THE ZOMBIE: RIGHT OR WRONG?

Using the poem, color the right statements green and the wrong statements red.

A. The poem contains three stanzas.	B. The poem's theme focuses on the dangers of Halloween.	C. The word "searching" refers to the zombies looking for candy in the poem.	D. The rhyme scheme of the poem follows an ABB pattern in every stanza.	E. The zombies in the poem are afraid of children.
F. The author's perspective is that Halloween is a time for danger and fright.	G. The phrase "goofy grin" hints that the zombies are friendly and silly.	H. Sham and right rhyme in the poem.	I. "Sham" and "right" are rhyming words used in the poem.	J. "Sham" means that the zombies move quickly and gracefully as they search for candy.
K. The phrase "tattered clothes" implies that the zombies are well-dressed and neat.	L. The word "wobbly" suggests that the zombies move in a funny, unsteady manner.	M. The poem is written in a serious tone throughout.	N. The rhyme scheme of the poem follows an ABB pattern in every stanza.	O. The mood of the poem is playful and festive.
P. The author uses a gloomy tone to describe the zombies and their activities.	Q. The poem has twelve lines in total.	R. The zombies are described as joyful and ready to have fun.	S. The poem suggests that the zombies are looking for humans to scare.	T. The setting of the poem is during the nighttime on Halloween.

Name: _____ THE LIFETIME LEARNER

No Prep Printable Worksheet!

CENTER 6

Color by Code

Name: _____

THE FRANKENSTEIN

Read the story. Then, color in the text after you read each question card.

Suzie rapped on the door of the house she had stumbled in the forest. **She had been wandering for hours, and dusk had arrived.** After a minute, no one responded.

"I'm sure they'd let me stay," Suzie muttered. To her surprise, the door creaked open when she pushed it. **In the kitchen, she saw three bowls of candy on the counter.**

"The first bowl is too large!" she declared. "The second is too small." Her eyes lit up as she saw the third. **"But this one looks just right!"** Suzie was very hungry and ate it up.

Suzie was exhausted. She saw three rocking chairs and **read the first. "The chair is huge!"** In the next, she said, "Ugh, covered in cowbats." She slid in the smallest. "This is perfect."

She chose a random, wobbly wooden chair. Alarmed, Suzie fled upstairs. In a bedroom, she found three beds. The first bed was stiff as a board, and the second sank too deeply. But the third bed cradled her. Suzie drifted into a deep sleep.

Hours passed, and the Frankenstein family returned to their home. **The father frowned as he entered the kitchen. "Someone's been in our candy!" he growled.**

The little Frankenstein monster whimpered. "Someone broke my chair!"

"It's a human!" the little Frankenstein squealed. **Suzie started awake. The faces of the monsters scowled at her, their stitched features casting shadows. Suzie leapt from the bed and she darted into the woods, not daring to look back at the Frankenstein family.**

THE LIFETIME LEARNER

1. What did Suzie find in the kitchen?
Color the answer red.

2. Which bed did Suzie find so soft?
Color the answer light blue.

3. What time of day was it when Suzie found the house?
Color the answer yellow.

Hands-On Center:

Students use the coloring task card questions to color in answers in the text.

Name: _____

THE FRANKENSTEIN

Read the story. Then, color in the text after you read each question card.

Suzie rapped firmly on the door of the eerie house she had stumbled upon in the heart of the forest. **She had been wandering for hours, and dusk had arrived.** After a minute, no one responded.

"I'm sure they'd let me stay if they were here," Suzie muttered, glancing at the trees around her. To her surprise, the door creaked open when she pushed it. **In the kitchen, she saw three bowls of candy on the counter.**

"The first bowl is much too large!" she declared. "The second is far too small." Her eyes lit up as she opened the third. "But this one looks just right." Without hesitation, Suzie devoured the candy, satisfying her hunger.

A wave of exhaustion washed over her. Looking around the room, she found three rocking chairs. **She attempted to settle into the first one. "The chair is gigantic!"** she exclaimed. Moving to the second, she wrinkled her nose. "Ugh, covered in cowbats." Finally, she slid into the smallest chair. "Ah, this one is perfect!"

She chose a random, wobbly wooden chair. Alarmed, Suzie fled upstairs. In a bedroom, she found three beds. The first bed was stiff as a board, and the second sank too deeply. But the third bed cradled her in comfort. Soon, Suzie drifted into a deep sleep.

Hours passed, and the Frankenstein family returned to their home. **The towering father, Frankenstein, frowned as he entered the kitchen. "Someone's been in our candy!" he growled, his voice rumbling through the walls.**

The little Frankenstein monster whimpered. "Someone broke my chair!"

Upon entering their bedroom, they were met with a sight. There, in the smallest bed, was a human child, fast asleep.

"It's a human!" the little Frankenstein squealed. **Suzie started awake, her heart pounding. The faces of the monsters loomed before her, their stitched features casting ominous shadows on the walls. With a scream, Suzie leapt from the bed and bolted out of the room. She raced down the stairs and out the door. She darted into the dark woods, not daring to glance back at the Frankenstein family she had left behind.**

THE LIFETIME LEARNER

1. What did Suzie find in the kitchen?
Color the answer red.







2. Which bed did Suzie find so soft?
Color the answer light blue.

3. What time of day was it when Suzie found the house?
Color the answer yellow.




No Prep Printable Worksheet!

CENTER 7

Pairs Activity

 1. Meaning: When nighttime arrives softly. "evening descended like a blanket" D.	 4. Meaning: The streets get busy and full of people. "the streets come alive" J.
 2. Meaning: When you are stuck in a tough situation with no easy choices. "caught between a rock and a hard place" E.	 5. Meaning: A peaceful time right before something busy happens. "calm before the storm" H.
 3. Meaning: The moon came out from behind the clouds. "The moon peeked through the clouds" L.	 6. Meaning: When you feel nervous or excited. "butterflies in his stomach" K.

Cut the cards out. Have students put the correct sides together. THE LIFETIME LEARNER

 7. Meaning: When you are feeling sad or worried. "Like a dark cloud hanging over his web" G.	 8. Meaning: When you are moving very quickly. "faster than a flash of lightning" B.
 9. Meaning: When you are smiling widely and happily. "grinned like a jack o'lantern" I.	

Hands-On Center:

Students match up each figurative language and its meaning.



THE SPIDER: FIGURATIVE LANGUAGE PAIRS

1. "evening descended like a blanket" D.	2. "caught between a rock and a hard place" E.	K. Meaning: When you feel nervous or excited.	L. Meaning: The moon came out from behind the clouds.
3. "The moon peeked through the clouds" L.	4. "the streets come alive" J.	I. Meaning: When you are smiling widely and happily.	H. Meaning: When you are moving very quickly.
5. "calm before the storm" H.	6. "butterflies in his stomach" K.	J. Meaning: The streets get busy and full of people.	A. Meaning: When you face something difficult or scary.
7. "Like a dark cloud hanging over his web" G.	8. "faster than a flash of lightning" B.	F. Meaning: When people are staying inside and resting.	H. Meaning: A peaceful time right before something busy happens.
9. "grinned like a jack o'lantern" I.	10. "as chaotic as a circus" C.	G. Meaning: When you are feeling sad or worried.	D. Meaning: When nighttime arrives softly.
11. "hibernated inside like sleeping bears" F.	12. "bite the bullet" A.	E. Meaning: When you are stuck in a tough situation with no easy choices.	C. Meaning: When it is very noisy, with lots of activity happening at once.

Write the correct letter next to each spider. THE LIFETIME LEARNER

No Prep Printable Worksheet!

CENTER 8

Write a Sentence

1. Why do you think Mary's friends believed her ghost story so easily?
 They were already scared from being in the dark and telling scary stories, which made them more likely to believe something frightening, even if it wasn't true.

2. How did the change in the setting (the lights going off) affect the mood of the story?
 It became more scary and suspenseful.

3. What lesson did the girls learn by the end of the story?
 They learned to be skeptical and not believe everything they hear.

4. How would the story have been different if Mary's father didn't explain what happened with the power?
 The girls would have been even more scared and confused.


5. Why do you think the girls found it funny after they realized their was no ghost?
 They were relieved and thought it was a joke.

6. If you were in the same situation as Mary, how would you have handled the lights turning off?
 I would have stayed calm and waited for the lights to come back on.

Write the answer on the blank lines. THE LIFETIME LEARNER

Hands-On Center:

Students write the answer to each prompt on the lines.



THE GHOST: WRITING SENTENCES

- Why do you think Mary's friends believed her ghost story so easily?
- How did the change in the setting (the lights going off) affect the mood of the story?
- What lesson did the girls learn by the end of the story?
- How would the story have been different if Mary's father didn't explain what happened with the power?
- Why do you think the girls found it funny after they realized their was no ghost?
- If you were in the same situation as Mary, how would you have handled the lights turning off?

Write the answers to the questions in each box in complete sentences. THE LIFETIME LEARNER

No Prep Printable Worksheet!

CENTER

9

Sequencing Puzzles

SKELETON PUZZLE MAT

Place the puzzle pieces in order here on the mat.

Event 1	Event 2	Event 3	Event 4
C. Shivers the skeleton wanted a dog but was chased by them because they liked his bones.	E. Shivers felt sad and thought about giving up on his dream of owning a dog.	A. One day, Shivers heard scratching at his front door.	
Event 5	Event 6	Event 7	Event 8

G. Over the weeks, Shivers taught the puppy tricks, and it never tried to bite him.

F. The puppy sniffed Shivers' hand but didn't try to chew on him.

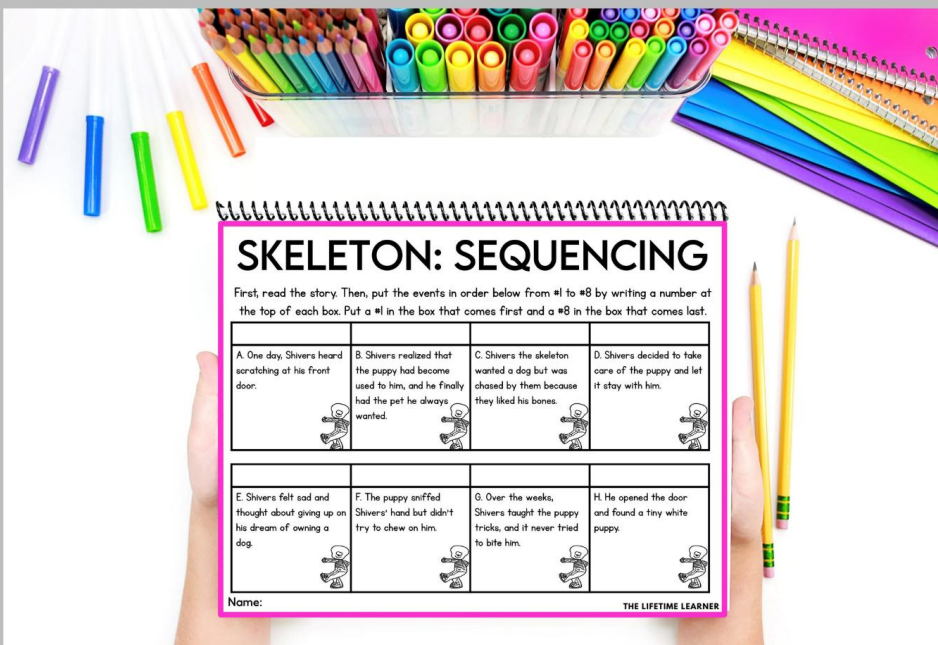
H. He opened the door and found a tiny white puppy.

B. Shivers realized that the puppy had become used to him, and he finally had the pet he always wanted.

THE LIFETIME LEARNER

Hands-On Center:

Students put the puzzle pieces in chronological order.



SKELETON: SEQUENCING

First, read the story. Then, put the events in order below from #1 to #8 by writing a number at the top of each box. Put a #1 in the box that comes first and a #8 in the box that comes last.

A. One day, Shivers heard scratching at his front door.	B. Shivers realized that the puppy had become used to him, and he finally had the pet he always wanted.	C. Shivers the skeleton wanted a dog but was chased by them because they liked his bones.	D. Shivers decided to take care of the puppy and let it stay with him.
E. Shivers felt sad and thought about giving up on his dream of owning a dog.	F. The puppy sniffed Shivers' hand but didn't try to chew on him.	G. Over the weeks, Shivers taught the puppy tricks, and it never tried to bite him.	H. He opened the door and found a tiny white puppy.

Name: THE LIFETIME LEARNER

No Prep Printable Worksheet!

CENTER

10

Color by Code

Name: _____

THE FRANKENSTEIN

Read the story. Then, color in the text after you read each question card.

Suzie rapped on the door of the eerie house she had stumbled upon in the heart of the forest. **She had been wandering for hours, and dusk had arrived.** After a minute, no one responded.

"I'm sure they'd let me stay," Suzie muttered. To her surprise, the door creaked open when she pushed it. **In the kitchen, she saw three bowls of candy on the counter.**

"The first bowl is too large!" she declared. "The second is too small." Her eyes lit up as she saw the third. "But this one looks just right!" Suzie was very hungry and ate it up.

Suzie was exhausted. She saw three rocking chairs and **found the first. "This chair is huge!"** In the next, she said, "Ugh, covered in cobwebs." She slid into the smallest. "This is perfect."

Alarmed, Suzie fled upstairs. In a bedroom, she found three beds. The first bed was stiff as a board, **and the second sank too deeply.** But the third bed cradled her. Suzie drifted into a deep sleep.

Hours passed, and the Frankenstein family returned to their home. **The father frowned as he entered the kitchen. "Someone's been in our candy!" he growled.**

The little Frankenstein monster whimpered. "Someone broke my chair!"

"It's a human!" the little Frankenstein squealed. **Suzie started awake. The faces of the monsters scared her, their stitched features casting shadows. Suzie leapt from the bed and darted into the woods, not daring to look back at the Frankenstein family.**

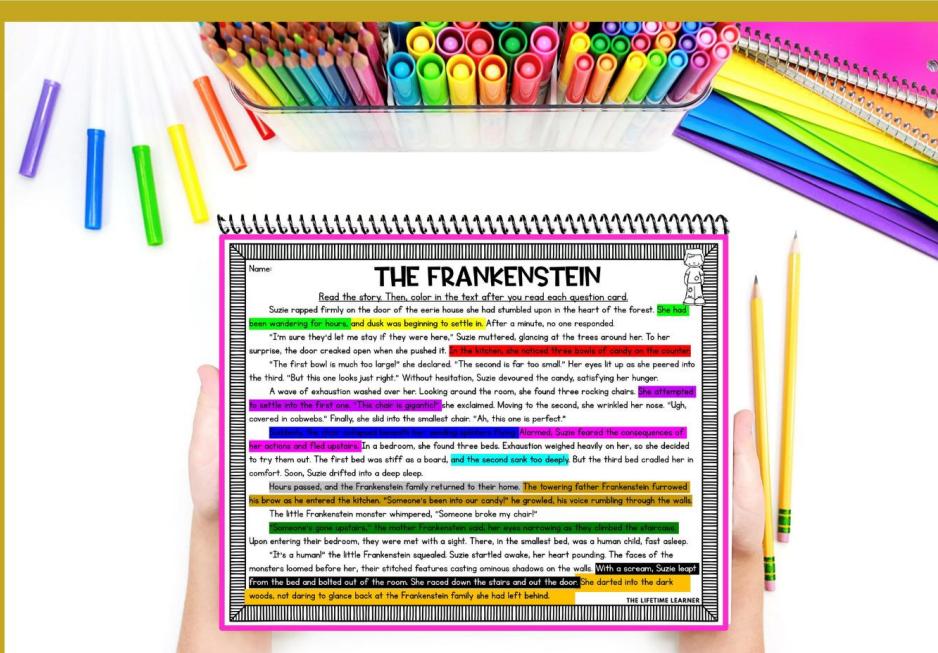
1. What did Suzie find in the kitchen?
Color the answer red.

2. Which bed did Suzie find so soft?
Color the answer light blue.

3. What time of day was it when Suzie found the house?
Color the answer yellow.

Hands-On Center:

Students use the coloring task card questions to color in answers in the text.



THE FRANKENSTEIN

Name: _____

Read the story. Then, color in the text after you read each question card.

Suzie rapped firmly on the door of the eerie house she had stumbled upon in the heart of the forest. **She had been wandering for hours, and dusk was beginning to settle in.** After a minute, no one responded.

"I'm sure they'd let me stay if they were here," Suzie muttered, glancing at the trees around her. To her surprise, the door creaked open when she pushed it. **In the kitchen, she saw three bowls of candy on the counter.**

"The first bowl is much too large!" she declared. "The second is far too small." Her eyes lit up as she peered into the third. "But this one looks just right." Without hesitation, Suzie devoured the candy, satisfying her hunger.

A wave of exhaustion washed over her. Looking around the room, she found three rocking chairs. **She attempted to settle into the first one. "This chair is gigantic!" she exclaimed. Moving to the second, she wrinkled her nose. "Ugh, covered in cobwebs." Finally, she slid into the smallest chair. "Ah, this one is perfect!"**

Alarmed, Suzie fled upstairs. In a bedroom, she found three beds. The first bed was stiff as a board, **and the second sank too deeply.** But the third bed cradled her in comfort. Soon, Suzie drifted into a deep sleep.

Hours passed, and the Frankenstein family returned to their home. **The towering father, Frankenstein, frowned as he entered the kitchen. "Someone's been in our candy!" he growled, his voice rumbling through the walls.**

The little Frankenstein monster whimpered, "Someone broke my chair!"

Upon entering their bedroom, they were met with a sight. There, in the smallest bed, was a human child, fast asleep.

"It's a human!" the little Frankenstein squealed. **Suzie startled awake, her heart pounding. The faces of the monsters loomed before her, their stitched features casting ominous shadows on the walls. With a scream, Suzie leapt from the bed and bolted out of the room. She raced down the stairs and out the door. She darted into the dark woods, not daring to glance back at the Frankenstein family she had left behind.**

No Prep Printable Worksheet!

HOW TO USE THIS:

Ideas for Implementation:

- pick and choose the centers you want to use: do what works best for your class!
- give less than 10 centers to students if you are short on time
- give students the whole day to complete all 10 centers/activities OR spread the room transformation out over a couple of days
- use the hands-on centers during your room transformation and the no-prep printables as a review during your reading block

THE VAMPIRE

Tooth the vampire had recently transferred to a new school. In an effort to make friends, he had invited four of his classmates to sleepover. He could hardly contain his excitement as he set out baskets filled with candy, hoping it would entice his guests to have fun. The doorbell rang, and Tooth hurried to greet his first guest.

Midnight stood there with a deep frown etched on his face. "My mom made me come. I really didn't want to be here tonight," Midnight grumbled, his voice heavy with irritation.

Tooth blinked in surprise, momentarily taken aback by Midnight's bluntness, but he remained polite. "I'm glad you could make it anyway," he said, trying to stay upbeat despite the awkward start.

The next pair to arrive were Raven and Shadow, two siblings with contrasting personalities. Raven, assured and friendly, greeted Tooth warmly, "We're not too late, are we?" She nudged her brother. "Someone was a bit nervous." Shadow, quieter and more reserved, offered a small, apologetic smile. "Sorry. I don't usually do sleepovers."

Tooth grinned and shook his head. "You're right on time. I'm just happy you both could come!"

Finally, Wendy arrived with a lively shout. "I'm eating all the candy, and I'm not sharing!" she joked. Midnight rolled his eyes. "This party just keeps getting better," he muttered sarcastically.

Tooth intervened calmly, "Wendy, you can have some candy, but everyone needs to share." He spoke firmly but with a smile, wanting to keep the mood light.

Wendy sighed, winked at them all, and relented. "Fine. But I want the biggest share."

Raven changed the topic and said, "How about we start playing games? We would still have time for a walk later. What do you all think?"

Midnight scowled. "I'm not going outside. No way."

Shadow, looking a little sheepish, added, "I'd rather stay inside too. Maybe a game?"

Wendy shrugged. "I guess I'll play, as long as there's candy involved!"

Everyone burst into laughter, even Midnight who cracked a rare smile. Tooth couldn't help but feel a sense of satisfaction. Despite the rough beginning, he could tell this night was going to be fun.

THE LIFETIME LEARNER

Character Analysis Grid:

	Place 2 character traits and proof for each one from the story in these four boxes.	Optimistic	Trait
		I.	Proof
		Proof	Proof

	Place 2 character traits and proof for each one from the story in these four boxes.	Polite	Trait
		L.	Proof
		Proof	Proof

	Place 2 character traits and proof for each one from the story in these four boxes.	Energetic	Trait
		M.	Proof
		Proof	Proof

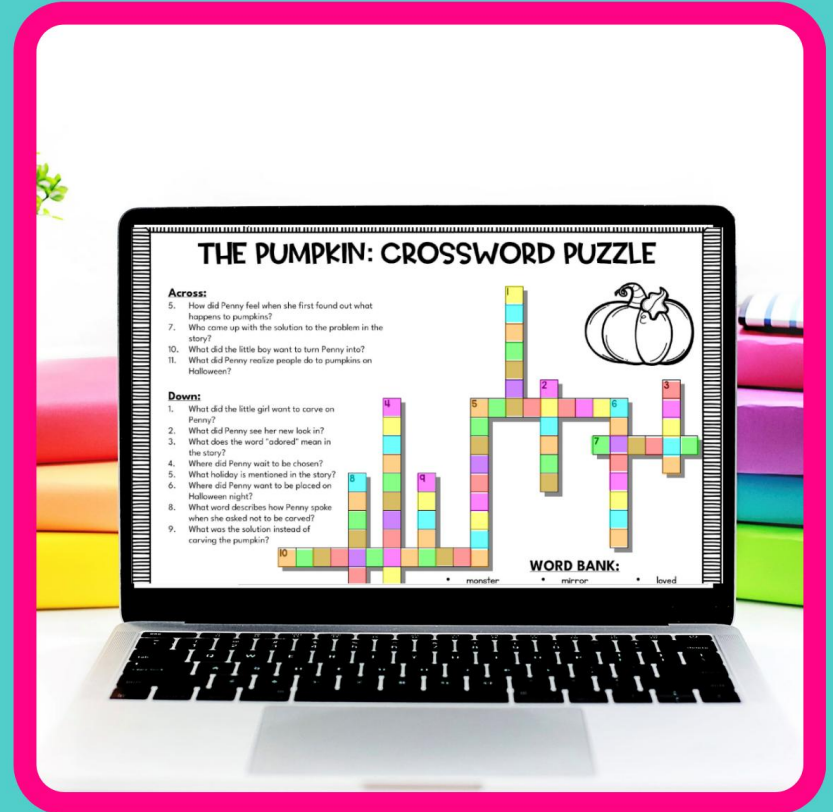

	Place 2 character traits and proof for each one from the story in these four boxes.	Sociable	Trait
		E.	Proof
		Proof	Proof

	Place 2 character traits and proof for each one from the story in these four boxes.	Sarcastic	Trait
		A.	Proof
		N.	Proof

Activity Cards:

- B.** He said sorry for being late and seemed to care what the host thought.
- C.** This character is friendly and likes to give ideas about to do.
- R.** She burst in with a lively shout when she came to the party.
- J.** The text says this character is assured and is not afraid to speak up or talk.
- D.** She joked that she was going to eat all the candy and not share with anyone.
- K.** His sister mentioned he was nervous to come to the party and have a sleepover.

PRINT & DIGITAL



Print & Go

Google Slides

There is a digital version of the
no-prep printables!

The no prep printable questions are 100% editable!

Name: _____

THE SPIDER: FIGURATIVE LANGUAGE PAIRS

1. "evening descended like a blanket!"	2. "caught between a rock and a hard place"	K. Meaning: When you feel nervous or excited.	L. Meaning: The moon came out from behind the clouds.
3. "The moon peeked through the clouds"	4. "the streets come alive"	I. Meaning: When you are smiling widely and happily.	B. Meaning: When you are moving very quickly.
5. "calm before the storm"	6. "butterflies in his stomach"	J. Meaning: The streets get busy and full of people.	A. Meaning: When you face something difficult or scary.
7. "Like a dark cloud hanging over his web"	8. "faster than a flash of lightning"	F. Meaning: When people are staying inside and resting.	H. Meaning: A peaceful time right before something busy happens.
9. "grinned like a jack o'lantern"	10. "as chaotic as a circus"	G. Meaning: When you are feeling sad or worried.	D. Meaning: When nighttime arrives softly.
11. "hibernated inside like sleeping bears"	12. "bite the bullet"	E. Meaning: When you are stuck in a tough situation with no easy choices.	C. Meaning: When it is very noisy, with lots of activity happening at once.

Write the correct letter next to each spider. THE LIFETIME LEARNER

Name: _____


THE SPIDER: FIGURATIVE LANGUAGE PAIRS

1. "evening descended like a blanket!"	2. "caught between a rock and a hard place"	K. Meaning: When you feel nervous or excited.	L. Meaning: The moon came out from behind the clouds.
3. "The moon peeked through the clouds"	4. "the streets come alive"	I. Meaning: When you are smiling widely and happily.	B. Meaning: When you are moving very quickly.
5. "calm before the storm"	6. "butterflies in his stomach"	J. Meaning: The streets get busy and full of people.	A. Meaning: When you face something difficult or scary.
7. "Like a dark cloud hanging over his web"	8. "faster than a flash of lightning"	F. Meaning: When people are staying inside and resting.	H. Meaning: A peaceful time right before something busy happens.
9. "grinned like a jack o'lantern"	10. "as chaotic as a circus"	G. Meaning: When you are feeling sad or worried.	D. Meaning: When nighttime arrives softly.
11. "hibernated inside like sleeping bears"	12. "bite the bullet"	E. Meaning: When you are stuck in a tough situation with no easy choices.	C. Meaning: When it is very noisy, with lots of activity happening at once.

edit any question!

Write the correct letter next to each spider. THE LIFETIME LEARNER

Center #1



Type here

Type here

Type here

Type here

Type here

Type here

Type here

Type here

Type here

Type here

Type here

Type here

Name: _____ THE LIFETIME LEARNER

10 Pre-Made Centers
(Print & Go)

10 Pre-Made Centers:
Editable Version

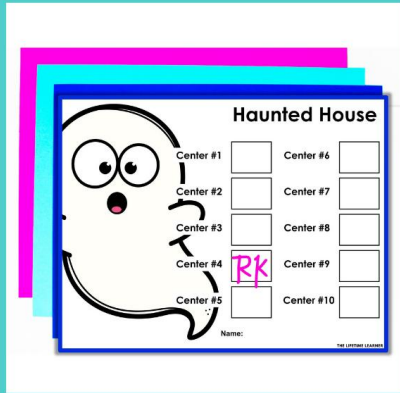
10 Blank Centers
To Add Your Own Content

3 Versions Included


WHAT'S INCLUDED?



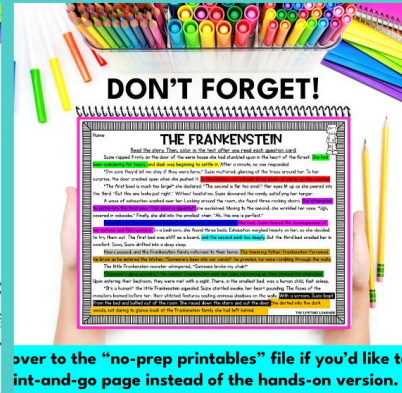
10 Color & B/W Posters



Recording Sheets



10 Hands On Centers



over to the "no-prep printables" file if you'd like to print-and-go page instead of the hands-on version.

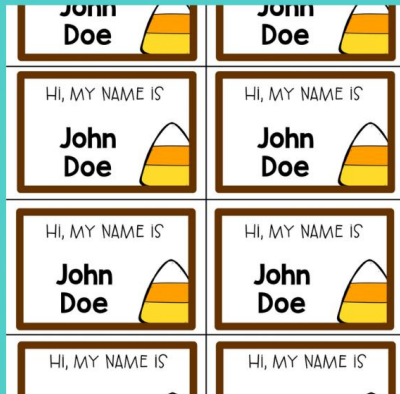
No Prep Printables



Chance Cards



Printable Hats



Name Tags



Coloring Page




Folder Insert



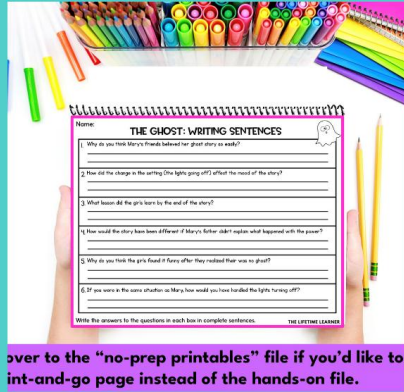
Decor Posters

keep scrolling to see more!

WHAT'S INCLUDED?



Welcome Slide



over to the "no-prep printables" file if you'd like to print-and-go page instead of the hands-on file.

Editable Versions



Banner



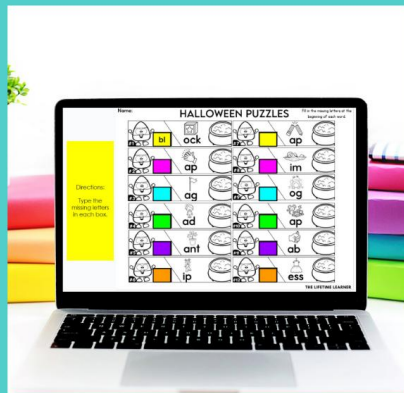
Certificate



Shopping Guide



Admission Tickets



Digital Version



Answer Keys



QR Codes




Fun Facts

jam-packed with fun, rigor, and engagement!

other resources this pairs well with:

Add in even more reading passages with an add-on pack!

Or, mix some math into your themed learning day!



HALLOWEEN HAUNTED house ADD-ON PACK

EDITABLE READING PASSAGES

GRADES 3-5 READING

By: The Lifetime Learner

Includes: HOW TO CARVE A JACK O'LANTERN, USES FOR PUMPKINS, ALL ABOUT HAUNTED HOUSES



HALLOWEEN HAUNTED house math review

EDITABLE ROOM TRANSFORMATION

3RD GRADE MATH

By: The Lifetime Learner

Includes: TRICK!



HALLOWEEN HAUNTED house math review

EDITABLE ROOM TRANSFORMATION

4TH GRADE MATH

By: The Lifetime Learner

Includes: TRICK!



HALLOWEEN HAUNTED house math review

EDITABLE ROOM TRANSFORMATION

5TH GRADE MATH

By: The Lifetime Learner

Includes: TRICK!



reading **MEGA BUNDLE**

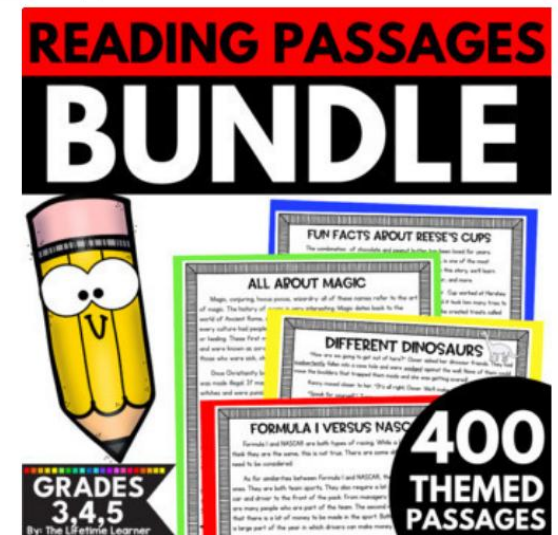
CLASSROOM TRANSFORMATIONS

40 THEME DAYS! GRADES 3-5

THE LIFETIME LEARNER

Includes: WEATHER, FALL, SCIENCE, CIRCUS, SPACE, COFFEE, BEACH, PILOT, FARMER, ATHLETE, PIRATE, DONUT, CANDY, SURGERY, AFRICAN, ARTIST, RACE CAR, BOOT

When you purchase a Mega Bundle, you save 50% off the price of the individual resources!



READING PASSAGES BUNDLE

400 THEMED PASSAGES

GRADES 3, 4, 5

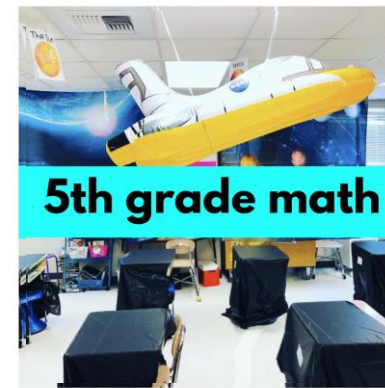
By: The Lifetime Learner

Includes: FUN FACTS ABOUT REESE'S CUPS, ALL ABOUT MAGIC, DIFFERENT DINOSAURS, FORMULA I VERSUS NASCAR

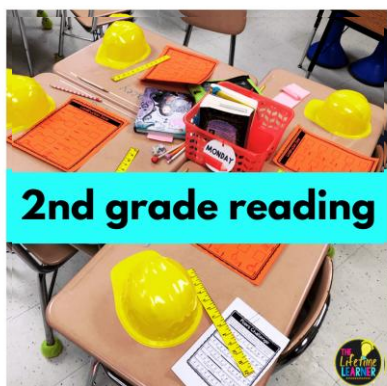
Add On Pack Bundle!

classroom transformations

low prep, fun, and engaging!



K-5 MATH & READING



THE LIFETIME LEARNER'S CLASSROOM TRANSFORMATIONS ARE:

1. Engaging to Students
2. Classroom Tested (and Student-Approved)
3. Print and Digital Compatible
4. Jam-Packed with Content
5. Aligned to Reading Standards
6. Easy to Implement
7. Flexible for Every Classroom
8. Versatile Ways to Reward Students
9. Rigorous Student Learning Activities

All content is included so you can simply **print**
and get ready for an **AMAZING** experience
with your students!



Please Note:

- There are 10 reading stations provided as well as décor, a fast finisher activity, and additional extras.
- The digital version is provided in Google Slides.
- The no prep printable worksheet activities are editable, and the passages are not editable.
- **Nervous about trying your first room transformation? You'll be hooked once you try one! I promise!**
- Feel free to contact me if you have questions or want to chat about room transformations! You can email me at lindsaythelifetimelearner@gmail.com