

# WHAT IS THIS?

It's a low-prep room transformation!



Use the 10 reading stations, included decor, and more for a fun & easy room transformation!

**WATERFALL CHALLENGE**  
*The Story Behind Jack Sparrow*

of movies, you've probably watched *Pirates of the Caribbean* Jack pirate of the movie. While Jack Sparrow is a fictional character, he is a real pirate. That pirate is a man named John Ward.

John was born in 1680 in England. John worked as a fisherman but later became a privateer. He plundered Spanish ships because of the war going on. In the movies, he is also born in England but never became a privateer. Instead of a job, privateers continued robbing. They were then labeled pirates. He robbed ships with his crew. This is where Disney used John Woods Sparrow. Jack Sparrow plundered many ships, robbing with his crew. He was pardoned by the King of England for a pardon. The king refused and he fled to Tunisia. An officer gave him and his crew protection after the movie, Jack Sparrow was offered a pardon in exchange for his life. Ward was known for being odd, wild, and silly. Jack Sparrow's story is not as flash as Jack Sparrow (and he did not have to be a real or mythical creature) but he was a pirate in his own right.

John Ward	Jack Sparrow	Both
He started his career as a fisherman before becoming a privateer.	He lived during the 1700s.	He was known for being odd, wild, and a little silly.
A.	C.	B.
After being denied a royal pardon, he lived under the protection of Tunisia.	H.	I.
		His adventures include magical things like cursed treasure and mythical creatures.

This themed learning day has 10 stations that all practice nonfiction reading skills in a variety of ways. You can use 1, 5, or all 10--it's flexible!

Room transformations can be stress-free and low-prep.

Keep scrolling to learn how!



# Let's start with the basics...

## What is a classroom transformation?

A classroom transformation changes your room into a certain setting or theme to engage students in their own learning with rigorous content.



Donut Shop Day




Rock Star Day



Camping Day


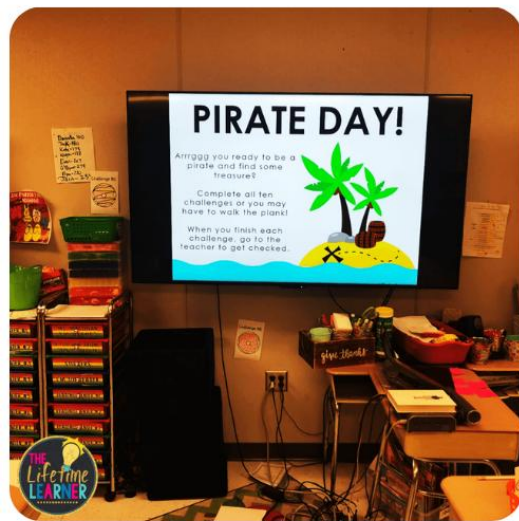
You don't have to spend hours of your time setting up a room transformation or spend lots of money to make it **SO MUCH FUN!**



# STEP 1:

Tell your class they are pirates today!

They will complete reading comprehension activities set up around the room. You can do this for a day, a few days, or over the course of a week!



Flexibility is key.

Need to modify? No problem!  
Choose how many centers students will need to complete and what time frame they have to meet YOUR needs.



Set-up is quick and easy.

Simply print the posters, 10 activities, and a recording sheet for each student. Place them around your room and you're ready to begin!



# STEP 2:

Let students move around the room and complete each station. They read a passage and then complete an activity to go with it. They can be completed in any order. All stations include a variety of nonfiction reading comprehension activities. You can choose just a few for students to complete or use all 10. This is up to the teacher and the amount of time you'd like to fill.

## Optional Recording Sheet

When a student finishes a center, you sign that spot on their recording sheet to keep track of what they've completed.

## Freedom to choose.

Students can work in partners, rotations, groups, or independently. Your choice!

**Pirate Day**

Center #1  Center #6   
Center #2  Center #7   
Center #3  Center #8   
Center #4 **SM** Center #9   
Center #5  Center #10

Name: \_\_\_\_\_

**SHARK CHALLENGE**

Pirates came across sharks in the warm, tropical waters they sailed in the Caribbean and South Pacific. These areas were home to tiger sharks, bull sharks, and reef sharks. Sharks were drawn to the marine life in these waters, where coral reefs and shallow areas provided plenty of food. Pirate ships also left scraps of food or waste in the water, which attracted sharks even more.

Sharks were not just scary. They created danger for pirates. If someone fell overboard, the movement in the water could attract nearby sharks. Pirates had to rescue crewmates fast to avoid attacks. Shipwrecks during storms or battles made things worse. They often left survivors stranded in shark-filled waters. There are stories of pirates clinging to debris while sharks circled below. Many pirates believed in. This added to their fear: it. During attacks, pirates threw the sight of sharks scared enemies p. Pirates may have even spread e frightening oated a relationship that was a both riskier and more thrilling!

**SHARK CHALLENGE**

Each main idea has four supporting details. Color each detail the correct color.

**A.** The sight of sharks in the water often discouraged enemies from jumping into the ocean to escape. **B.** Pirates had to act fast to rescue crewmates before sharks appeared. **C.** Sharks were drawn to the rich marine life in these waters, such as coral reefs and shallow areas.

**D.** Pirate ships left food scraps and waste in the water, which attracted sharks closer to their ships. **E.** Sharks were drawn to cargo or bodies thrown overboard during pirate attacks. **F.** Shipwrecks during storms or battles left survivors stranded in shark-infested waters.

**G.** Pirates may have spread false stories about sharks following their ships to seem more intimidating. **H.** Sharks made the water appear even more dangerous, trapping enemies on board. **I.** Pirates sailed in warm regions like the Caribbean and South Pacific, home to many shark species.

**J.** If a pirate fell overboard, their splashing and movement could quickly attract nearby sharks. **K.** Coral reefs provided food for both sharks and the pirates who relied on the ocean for sustenance. **L.** Stories of survivors clinging to debris while sharks circled below were likely based on real events.

**RED** Pirates often encountered sharks in tropical waters. **BLUE** Sharks posed real dangers to pirates. **GREEN** Sharks sometimes indirectly helped pirates.

THE LITTING LEARNER

# STEP 3:

When students finish all activities you've assigned, they win! You can give them the included certificate, coloring page, or a small prize of your choice.

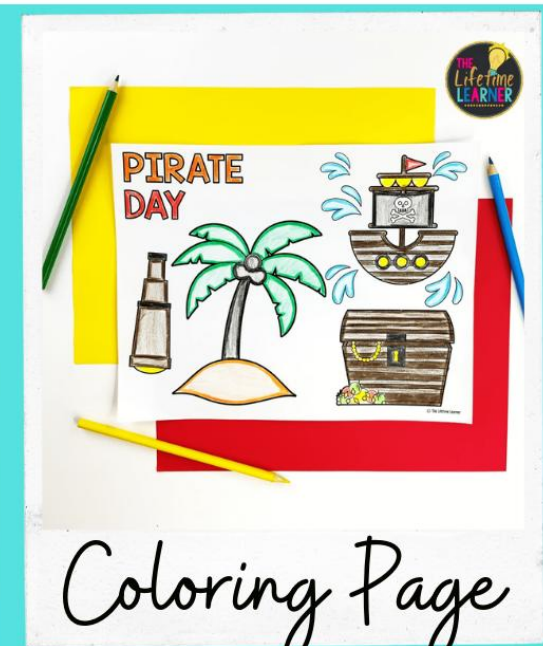
A shopping guide is also included to give you suggestions of optional "extras" you could add in.

## Remember:


Anything different from a "normal" day in the classroom is special to students! A reward at the end isn't required during a classroom transformation.



Certificate



Coloring Page



In Action Pic



Prize

# STEP 4:

Most of the time, there are early finishers. These kiddos get to go around the room and read fun facts about the topic! No one is ever bored.

**Choose from 3 versions!**

## **Digital Scavenger Hunt**


*Let students "find" the facts on Google Slides*

## **Printable Facts**

*Hang facts around room*

## **QR Codes**

*Students scan to read fun facts*



1

2

3

# 10 READING COMPREHENSION PASSAGES/ACTIVITIES:

## SKULL CHALLENGE

Porch Pirates: A Growing Problem



Porch pirates steal packages from porches before owners can collect them. As online shopping increases, so does porch piracy. In 2023, 41% of Americans reported package theft (up from 35% in 2022). It's very common during busy times like the holidays when

Name: \_\_\_\_\_

## SKULL CHALLENGE



- |   |                                      |   |  |
|---|--------------------------------------|---|--|
| 1. What do delivery services like Amazon and UPS now offer to prevent porch | 2. When is porch piracy most common? | 3. What percentage of Americans schedule shipments for when they're | 4. How much money was lost due to package theft in 2022? |
|---|--------------------------------------|---|--|

## ISLAND CHALLENGE

All About Blackbeard

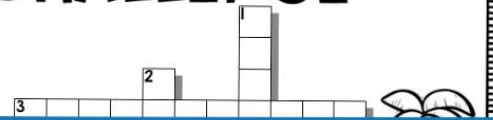


Of all the famous pirates, Blackbeard is the most renowned. His real name was Edward Teach and he was born near Bristol, England. Not much is known about his early life except that he became a sailor at a young age. His piracy began during the Spanish

## ISLAND CHALLENGE

Across

3. Caught or captured, usually by the police or authorities.  
4. A sailor who is allowed by their



## SHARK CHALLENGE









Pirates came across sharks in the warm, tropical waters they sailed in the Caribbean and South Pacific. These areas were home to tiger sharks, bull sharks, and reef sharks. Sharks were drawn to the marine life in these waters, where coral reefs and shallow areas provided plenty of food. Pirate ships also left scraps of food or waste in the water, which attracted sharks even more.

Sharks were not just scary. They created danger for pirates. If someone fell

Name: \_\_\_\_\_

## SHARK CHALLENGE

Each main idea has four supporting details. Color each detail the correct color.

- |   |   |  |
|---|---|--|
| <b>A.</b> The sight of sharks in the water often discouraged enemies from jumping into the ocean to escape.<br>   | <b>B.</b> Pirates had to act fast to rescue crewmates before sharks appeared.<br>          | <b>C.</b> Sharks were drawn to the rich marine life in these waters, such as coral reefs and shallow areas.<br> |
| <b>D.</b> Pirate ships left food scraps and waste in the water, which attracted sharks closer to their ships.<br> | <b>E.</b> Sharks were drawn to cargo or bodies thrown overboard during pirate attacks.<br> | <b>F.</b> Shipwrecks during storms or battles left survivors stranded in shark-infested waters.<br>             |
| <b>G.</b> Pirates may have spread fake stories about sharks.  | <b>H.</b> Sharks made the water   | <b>I.</b> Pirates sailed in warm regions   |

## BOTTLE CHALLENGE

The Truth About Pirates



Pirates are famous for their treasure-hunting adventures, but much of what we believe about them isn't true. Many pirate stories come from myths or fiction.

Did Pirates Really Bury Treasure?

Most pirates didn't bury treasure or create maps leading to gold. They divided loot

Name: \_\_\_\_\_

## BOTTLE CHALLENGE



1. What do most people imagine when they think of pirates and treasure?  
\_\_\_\_\_

2. What did pirates usually do with their loot?  
\_\_\_\_\_

**focuses on:  
nonfiction reading review**

# 2 Versions of Every Passage Included for Students



## BOTTLE CHALLENGE



### The Truth About Pirates

Pirates are famous for their treasure-hunting adventures, but not everything we believe about them is true. There are still many mysteries surrounding pirates, and some of what we think we know comes from myths or stories rather than facts.

### Did Pirates Really Bury Treasure?

While most people imagine treasure maps leading to gold, this rarely happened. Pirates usually divided their loot among the crew right away. Only a few actually buried treasure, and some of it remains hidden even today. For example, the pirate William Kidd was rumored to have buried treasure on Gardiners Island in New York. Much of it was never found. Pirates often spent their loot quickly on food, weapons, and entertainment instead of hiding it. Treasure maps, like the ones seen in stories, were mostly invented by writers to make pirate tales more exciting.

### Did Pirates Force People To Walk The Plank?

Experts say this was uncommon. Pirates often punished enemies by leaving them stranded on deserted islands with no supplies. However, some pirates did make prisoners walk the plank for entertainment. The idea of plank-walking became popular in movies to make pirates seem scarier.

### Did Pirates Really "Talk Like Pirates"?

The stereotypical phrases like "shiver me timbers" and "ahoy matey" were invented in stories and films. Pirates spoke in their native languages and didn't have a special "pirate" accent.

### What About Eyepatches And Peg Legs?



## BOTTLE CHALLENGE



### The Truth About Pirates

Pirates are famous for their treasure-hunting adventures, but much of what we believe about them isn't true. Many pirate stories come from myths or fiction.

### Did Pirates Really Bury Treasure?

Most pirates didn't bury treasure or create maps leading to gold. They divided loot among the crew immediately. A few, like William Kidd, were rumored to have buried treasure, but much remains unfound. Pirates spent their loot on food, weapons, or fun instead of hiding it. Treasure maps were invented by writers to make stories exciting.

### Did Pirates Force People to Walk the Plank?

Experts say this was rare. Pirates typically punished enemies by stranding them on deserted islands without supplies. Some did force prisoners to walk the plank for entertainment, but this idea became popular in movies to make pirates seem scarier.

### Did Pirates Really "Talk Like Pirates"?

The famous pirate phrases like "shiver me timbers" and "ahoy matey" were invented in books and movies. Pirates spoke regularly and didn't have a special pirate accent.

### What About Eyepatches and Peg Legs?

Peg legs were rare since ships lacked doctors to treat injuries. Eyepatches were more common (not for missing eyes, but to adjust one eye to the dark). This helped pirates fight at night or below deck. Eyepatches may have also been used as disguises.

THE LIFETIME LEARNER



## THE WATERFALL CHALLENGE

### The Story Behind Jack Sparrow

If you're a fan of movies, you've probably watched *Pirates of the Caribbean*. Jack Sparrow is the lead pirate of the movie. While Jack Sparrow is a fictional character, he was inspired by a very real pirate. That pirate is a man named John Ward.

He was born around 1553 in England. John worked as a fisherman but later became a privateer. He would plunder Spanish ships because of the war going on. In the movies, Jack Sparrow was also born in England but never became a privateer.

When the war came to an end, the government didn't need privateers. Instead of returning to regular jobs, privateers continued robbing. They were then labeled pirates. John captured and robbed ships with his crew. This is where Disney used John Woods life to model Jack Sparrow. Jack Sparrow plundered many ships, robbing with his crew.

Later, Ward asked the King of England for a pardon. The king refused and he returned to the country of Tunisia. An officer gave him and his crew protection after



## THE WATERFALL CHALLENGE

### The Story Behind Jack Sparrow

If you're a fan of movies, you've probably watched *Pirates of the Caribbean*. And if you have watched that film, then you know about Jack Sparrow who is the lead pirate of the movie. While Jack Sparrow is a fictional character, he was inspired by a very real pirate. That pirate is a man named John Ward.

Very little is known about Ward's early life. He was born around 1553, somewhere in England. Like many on the coast, he worked as a fisherman but later found a job as a privateer. As a privateer, he would plunder Spanish ships with a license (a paper that gave him permission to pirate) because of the war going on. In the movies, Jack Sparrow was also born in England but never became a privateer. However, there was another character in the movie called Captain Barbossa. He was said to have been a privateer for some time.

When the war came to an end, the government no longer had a need for privateers. This was because there was no longer a reason to target and attack enemy ships from other countries. However, many privateers were unwilling to give up their way of life. They had grown accustomed to the wealth and excitement that came from plundering

**Differentiate and give your students the version best for them!**

# THE CONTENT:

## 10 high-interest passages & activities in 2 formats: hands-on & no prep!

### Hands-On Centers

**#1** A pirate ship had many parts. Each served a purpose. The mast held up the sails which powered the ship. The crew's nest was a small lookout. This let pirates see land or enemy ships. The hull was the main body. This was where they stored treasure, food, and weapons. On the deck, cannons were lined up ready for battle. At the back, the rudder helped steer the ship.

**#2** Pirates used different types of ships. Two examples were sloops and brigantines. A sloop was smaller and faster. They were great for chasing enemies or fleeing danger. It could also go in shallow waters where larger ships couldn't go. In contrast, a brigantine was bigger and had more space for carrying loot and weapons. However, it wasn't as quick or easy to maneuver.

**#3** When the crew was unhappy with their captain, it caused confusion. If the captain was unfair, the crew may refuse to follow orders. They might even plan a mutiny (a plan to overthrow the captain of a ship). The effect of this disobedience could be disastrous. Without teamwork, this would lead to the ship falling behind on its journey or losing a battle.

Name: \_\_\_\_\_

### SHIP PARAGRAPHS

1. Text Structure Used: **Description**  
Hints From the Text to Show Proof:  
**many parts, small lookout, main body of ship, on the deck, at the back**

2. Text Structure Used: \_\_\_\_\_  
Hints From the Text to Show Proof: \_\_\_\_\_

3. Text Structure Used: \_\_\_\_\_  
Hints From the Text to Show Proof: \_\_\_\_\_

4. Text Structure Used: \_\_\_\_\_  
Hints From the Text to Show Proof: \_\_\_\_\_

5. Text Structure Used: \_\_\_\_\_  
Hints From the Text to Show Proof: \_\_\_\_\_

Write the type of text structure used in each box and any clues that helped you figure it out.

### No-Prep Printables

Name: \_\_\_\_\_

### PIRATE SHIP PARAGRAPHS

Decide what text structure each paragraph falls under. Write the correct one in each box. Use the word bank below.

1. A pirate ship had many parts. Each served a purpose. The mast held up the sails which powered the ship. The crew's nest was a small lookout. This let pirates see land or enemy ships. The hull was the main body of the ship. This was where they stored treasure, food, and weapons. On the deck, cannons were lined up, ready for battle. At the back, the rudder helped steer the ship.

2. Pirates used different types of ships. Two examples were sloops and brigantines. A sloop was smaller and faster. They were great for chasing enemies or fleeing danger. It could also go in shallow waters where larger ships couldn't go. In contrast, a brigantine was bigger and had more space for carrying loot and weapons. However, it wasn't as quick or easy to maneuver.

3. When the crew was unhappy with their captain, it caused confusion. If the captain was unfair, the crew may refuse to follow orders. They might even plan a mutiny (a plan to overthrow the captain of the ship). The effect of this disobedience could be disastrous. Without teamwork, this would lead to the ship falling behind on its journey or losing a battle.

4. Life on a pirate ship followed a routine. At sunrise, the crew would wake up and eat. After breakfast, they cleaned the deck or repaired sails. Then, they would soon for enemy ships or land. Later, the crew prepared for battle by checking cannons and sharpening swords. Finally, evening would arrive. They'd divide up loot or tell stories over dinner before going to sleep in hammocks.

5. A hole in the hull of a pirate ship was a big problem since it could make the ship sink. When this happened, the crew had to find a solution. First, they would stop the ship and remove water using buckets. Then, they patched the hole using wooden planks to seal it tight. If the damage was too large, they would steer to a hidden cove where they could make bigger repairs.

Description	Compare and contrast	Cause and effect
<b>sequencing</b>	<b>Problem and solution</b>	

**WORD BANK:**

- Compare and contrast
- Cause and effect
- Chronological order/sequence of events
- Description
- Problem and solution

THE LIFETIME LEARNER

With this version, students read the passage. Then, they complete a HANDS-ON center you can laminate and re-use for years to come!

Or in this version, students read the passage. Then, they complete the activity in worksheet form. This version is NO PREP and PRINT & GO! Just as much fun as the hands-on centers!

# CENTER 1

## Multiple Choice

**THE PARROT CHALLENGE**  
Pirate Parrots: Real or Just a Myth?  
When you think of pirates, it's hard not to picture a man with a parrot perched on his shoulder. But is this image based on real history, or is it just a Hollywood invention? The idea isn't completely made up. In the Golden Age of Piracy, pirates sailed in the Caribbean, Central America, and South America. These were filled with exotic animals like parrots and monkeys. These animals were sought after in Europe by the rich. Parrots were popular because of their colors and ability to mimic humans. Pirates

Name: **PARROT MULTIPLE CHOICE**

1. <b>D</b>	2. <b>A</b>	3. <b>D</b>	4.
5.	6.	7.	8.
9.	10.	11.	12.

THE LIFETIME LEARNER

What does the word exotic most likely mean in the sentence: "These were filled with exotic animals like parrots and monkeys?"  
A. Boring  
B. Common and ordinary  
C. Large and heavy  
D. Strange and unusual



1.

Which word could replace encountered in the sentence "While pirates didn't commonly carry parrots on their shoulders, it's likely some encountered and traded these exotic birds?"  
A. Found  
B. Avoided  
C. Protected  
D. Lost



2.

Hands-On Center:

Students choose A, B, C, or D on each card.

Name: **PARROT MULTIPLE CHOICE**

1. What does the word exotic most likely mean in the sentence "These were filled with exotic animals like parrots and monkeys?"  
A. Boring  
B. Common and ordinary  
C. Large and heavy  
D. Strange and unusual

2. Which word could replace encountered in the sentence "While pirates didn't commonly carry parrots on their shoulders, it's likely some encountered and traded these exotic birds?"  
A. Found  
B. Avoided  
C. Protected  
D. Lost

3. Why might pirates have chosen to keep parrots on ships?  
A. Parrots were able to help with navigation.  
B. Parrots could carry messages.  
C. Parrots were good at guarding the ship.  
D. Parrots could mimic human speech and were easy to train for.

4. What caused parrots to be popular in Europe?  
A. Their ability to help pirates.  
B. Their bright colors and ability to mimic humans.  
C. Their role in pirate stories.  
D. Their large size and strength.

5. Which event happened first?  
A. Parrots became a popular pet in Europe.  
B. Hollywood showed pirates with parrots in movies.  
C. Pirates captured parrots and sold them.  
D. Treasure Island introduced the parrot named Captain Jack.

6. Why did Hollywood show pirates with parrots?  
A. Because all pirates had parrots.  
B. To show that adventurous and wild life.  
C. To show that parrots helped pirates in battles.  
D. Because parrots were the most common animal on pirate ships.

7. What is one reason parrots were easy for pirates to keep on ships?  
A. They didn't need much access to complicated food.  
B. They helped pirates find treasure.  
C. They scared away other animals.  
D. They could carry messages across the sea.

8. What is the best structure of the paragraph about parrots being sold in Europe?  
A. Problem and solution  
B. Compare and contrast  
C. Cause and effect  
D. Chronological order

9. What is captain's main idea?  
A. The connection between parrots and pirates is based on history and is not an urban myth.  
B. Parrots often traded with pirates on their shoulders.  
C. Parrots were important to pirates during battles.  
D. Hollywood created the idea of pirates with parrots completely out of fiction.

10. What is not mentioned as a reason parrots were connected to pirates?  
A. Parrots helped pirates with navigation.  
B. Parrots were easy to care for on ships.  
C. Parrots were sold to the wealthy in Europe.  
D. Parrots represented the adventurous lives of pirates.

11. Why do you think the parrot became such a strong symbol of pirates in movies and stories?  
A. Because parrots were the only animals pirates kept.  
B. Because parrots mimicked words and sounds that were important to pirates.  
C. Because parrots were in Robert Louis Stevenson's *Treasure Island*.  
D. Because parrots could talk and tell pirate secrets.

12. Which book first made parrots famous as pirate companions?  
A. *Pirates of the Caribbean*  
B. *Treasure Island*  
C. *Golden Age of Piracy*  
D. *Captain Jack's Parrot*

Write A, B, C, or D in each box.

THE LIFETIME LEARNER

No Prep Printable Worksheet!

# CENTER 2

## Crossword Puzzle

**ISLAND CHALLENGE**  
All About Blackbeard  
Blackbeard is the most renowned His real name was was born near Bristol, England. Not much is known about his early life when he became a pirate. Blackbeard began working as a sailor and took their cargo like food and supplies. Blackbeard soon became a privateer. Blackbeard had a huge black beard which reached down to his chest, making him a legend. After two years, Blackbeard was granted a pardon and made him a privateer. But when the British government wanted to capture him in 1718, Blackbeard of North Carolina. Blackbeard

**ISLAND CHALLENGE**

**WORD BANK:**  
• plundered  
• cargo  
• reign  
• petrifying  
• pardon  
• privateer  
• apprehended  
• renowned

THE LIFETIME LEARNER

**1 DOWN**  
Took things by force, like stealing treasure or goods.

**3 ACROSS**  
Caught or captured, usually by the police or authorities.

**4 ACROSS**  
A sailor who is allowed by their government to attack enemy ships.

Hands-On Center:

Students use the clue cards to fill in the crossword puzzle.

**ISLAND CHALLENGE**

**Across**

3. Caught or captured, usually by the police or authorities.

4. A sailor who is allowed by their government to attack enemy ships.

6. Famous and well-known for something special.

8. Forgiveness for breaking a rule or law, so you don't get in trouble.

**Down**

1. Took things by force, like stealing treasure or goods.

2. So scary that it makes you freeze or feel really afraid.

5. The time when a king, queen, or ruler is in charge.

7. Items or goods carried on a ship, truck, or plane.

**WORD BANK:**  
• plundered  
• cargo  
• reign  
• petrifying  
• pardon  
• privateer  
• apprehended  
• renowned

Name:

THE LIFETIME LEARNER

No Prep Printable Worksheet!

# CENTER

# 3

## Compare & Contrast

### THE WATERFALL CHALLENGE

*The Story Behind Jack Sparrow*

of movies, you've probably watched *Pirates of the Caribbean* Jack pirate of the movie. While Jack Sparrow is a fictional character, he is a very real pirate. That pirate is a man named John Ward. He lived around 1553 in England. John worked as a fisherman but later became a privateer to plunder Spanish ships because of the war going on. In the movies, John was also born in England but never became a privateer. At the end of the war, the government didn't need privateers. Instead of jobs, privateers continued robbing. They were then labeled pirates. John robbled ships with his crew. This is where Disney used John Woods Sparrow. Jack Sparrow plundered many ships, robbing with his crew. He was pardoned by the King of England for a pardon. The king refused and he went to Tunisia. An officer gave him and his crew protection after a movie, Jack Sparrow was offered a pardon in exchange for his services. Ward was known for being odd, wild, and silly. Jack Sparrow's adventures included magical things like cursed treasure and mythical creatures (and he did not have to wear a red bandana or a skull mask) but he was a pirate in his own right.

John Ward	Jack Sparrow	Both
A. He started his career as a fisherman before becoming a privateer.	C. He lived during the 1700s.	B. He was known for being odd, wild, and a little silly.
H. After being denied a royal pardon, he lived under the protection of Tunisia.	I. His adventures include magical things like cursed treasure and mythical creatures.	

### Hands-On Center:

Students sort the details where they belong by comparing and contrasting.

**THE WATERFALL CHALLENGE**  
Write the letters of the similarities and differences on the sails of the ships.

John Ward      Both      Jack Sparrow

A. He started his career as a fisherman before becoming a privateer.  
B. He was known for being odd, wild, and a little silly.  
C. He lived during the 1700s.  
D. He was a pirate who plundered ships with his crew.  
E. He was offered a royal pardon for information, but refused the agreement.  
F. He had to deal with a pardon in a difficult situation.  
G. He lived during the late 1500s and early 1600s.  
H. After being denied a royal pardon, he lived under the protection of Tunisia.  
I. His adventures include magical things like cursed treasure and mythical creatures.

## No Prep Printable Worksheet!

# CENTER

# 4

## Sorting Game

### SHARK CHALLENGE

Pirates came across sharks in the warm, tropical waters they sailed in the Caribbean and South Pacific. These areas were home to tiger sharks, bull sharks, and reef sharks. Sharks were drawn to the marine life in these waters, where coral reefs and shallow areas provided plenty of food. Pirate ships also left scraps of food or waste in the water, which attracted sharks even more.

Sharks were not just scary. They created danger for pirates. If someone fell overboard, the movement in the water could attract nearby sharks. Pirates had to rescue crewmates fast to avoid attacks. Shipwrecks during storms or battles made things worse. They often left survivors stranded in shark-filled waters. There are stories of pirates clinging to debris while sharks circled below. Many pirates believed sharks followed their ships, waiting for someone to fall in. This added to their fear.

Sharks sometimes helped pirates without realizing it. During attacks, pirates threw cargo or bodies overboard. This drew sharks closer. The sight of sharks scared enemies from jumping into the water, trapping them on the ship. Pirates may have even spread fake stories about sharks following them to seem more frightening.

Pirates and sharks shared the same waters. It created a relationship that was dangerous and exciting. Sharks made pirate adventures both riskier and more thrilling!

MAIN IDEA 1: Pirates often encountered sharks in tropical waters.	MAIN IDEA 2: Sharks posed real dangers to pirates.	MAIN IDEA 3: Sharks sometimes indirectly helped pirates.
C. Sharks were drawn to the rich marine life in these waters, such as coral reefs and shallow areas.	B. Pirates had to act fast to rescue crewmates before sharks appeared.	A. The sight of sharks in the water often discouraged enemies from jumping into the ocean to escape.
D. Pirate ships left food scraps and waste in the water, which attracted sharks closer to their ships.	E. Sharks were drawn to cargo or bodies thrown overboard during pirate attacks.	

### Hands-On Center:

Students sort each card onto the correct mat.

**SHARK CHALLENGE**  
Each main idea has four supporting details. Color each detail the correct color.

RED: Pirates often encountered sharks in tropical waters.  
BLUE: Sharks posed real dangers to pirates.  
GREEN: Sharks sometimes indirectly helped pirates.

A. The sight of sharks in the water often discouraged enemies from jumping into the ocean to escape.  
B. Pirates had to act fast to rescue crewmates before sharks appeared.  
C. Sharks were drawn to the rich marine life in these waters, such as coral reefs and shallow areas.  
D. Pirate ships left food scraps and waste in the water, which attracted sharks closer to their ships.  
E. Sharks were drawn to cargo or bodies thrown overboard during pirate attacks.  
F. Shipwrecks during storms or battles left survivors stranded in shark-infested waters.  
G. Pirates may have spread fake stories about sharks following their ships to seem more intimidating.  
H. Sharks made the water appear even more dangerous, trapping enemies on board.  
I. Pirates sailed in warm regions like the Caribbean and South Pacific, home to many shark species.  
J. If a pirate fell overboard, their splashing and movement could quickly attract nearby sharks.  
K. Coral reefs provided food for both sharks and the pirates who relied on the ocean for sustenance.  
L. Stories of survivors clinging to debris while sharks circled below were likely based on real events.

## No Prep Printable Worksheet!

# CENTER 5

## Color by Code

### SKULL CHALLENGE

Porch Pirates: A Growing Problem

Porch pirates steal packages from porches before owners can collect them. As online shopping increases, so does porch piracy. In 2023, 41% of Americans reported package theft (up from 35% in 2022). It's very common during busy times like the holidays when thieves target unattended packages. Thieves follow delivery trucks or scan porches for packages. Lightweight or labeled boxes are easy targets. Package theft in the U.S. caused an estimated \$12 billion loss in 2024.

Porch piracy is frustrating and costly. Victims lose valuable items and replacing stolen goods adds stress. While some companies offer refunds or replacements, others leave customers to cover the loss. To protect deliveries, many people are taking the next step.

Installing a doorbell camera or security system can deter thieves and provide evidence if a theft occurs. About 38% of Americans use doorbell cameras, and 45% schedule shipments for when they're home. Others use secure lockers, deliver packages to work, or ask a neighbor to help. Hiding packages behind planters or in a box also helps.

Authorities are taking action against porch piracy. Some areas have stricter laws, and delivery services like Amazon and UPS now offer delivery photos and options for garage or in-home drop-offs. The average stolen package costs a customer \$36.



1. What do delivery services like Amazon and UPS now offer to prevent porch piracy?



2. Color the answer light blue.

4. How much money was lost due to package theft in 2024?



4. Color the answer yellow.

What do delivery services like Amazon and UPS now offer to prevent porch piracy?

1. Color the answer red.

### Hands-On Center:

Students use the coloring task card questions to color in answers in the text.



## No Prep Printable Worksheet!

# CENTER 6

## Cut and Paste

### CANNON CHALLENGE

Pittsburgh Pirates Got Their Name

Have you ever heard of the Pittsburgh Pirates professional baseball team based in Pittsburgh, Pennsylvania? The team has been around since 1876, first known as the Pittsburgh Pirates. In 1891, they signed a player from a rival team and were accused of "pirating" them. This earned them the nickname "Pirates."

Famous Players

Some of baseball's greatest players played with the team. Wagner, famously known as the "Flying Dutchman," won seven batting titles. Players like Clemente and Dave Parker, known for their "cannon arms," earned praise for their powerful throws.

Their Achievements

Over the years, the Pittsburgh Pirates have achieved remarkable success. They've claimed 9 National League pennants, 5 World Series titles, and set records. With a cool name, it's no surprise they've stayed so popular.

General Data

Number of hits

Roberto Clemente 1500


Sam Rice 1487

Paul Waner 1388


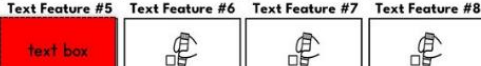
### CUT AND PASTE

Glue each text feature where it belongs below.

Text Feature #1 Text Feature #2 Text Feature #3 Text Feature #4



Text Feature #5 Text Feature #6 Text Feature #7 Text Feature #8



### Hands-On Center:

Cut and paste each box where it belongs.



## No Prep Printable Worksheet!

# CENTER 7

## Write a Sentence

**BOTTLE CHALLENGE**  
The Truth About Pirates

Pirates are famous for their treasure-hunting adventures, but much of what we believe about them isn't true. Many pirate stories come from myths or fiction.

Did Pirates Really Bury Treasure?

Most pirates didn't bury treasure or create maps leading among the crew immediately. A few, like William Kidd, were treasure, but much remains unfound. Pirates spent their lives instead of hiding it. Treasure maps were invented by writers.

Did Pirates Force People to Walk the Deserted Islands without Supplies?

Experts say this was rare. Pirates typically punished deserted islands without supplies. Some did force prisoners entertainment, but this idea became popular in movies to make pirates seem more ruthless.

Did Pirates Really Talk Like Pirates?

The famous pirate phrases like "shiver me timbers" and "ye" are common in books and movies. Pirates spoke regularly and didn't have a "pirate accent".

What About Eyepatches and Peg Legs?

Peg legs were rare since ships lacked doctors to treat leg injuries. A common (not for missing eyes, but to adjust one eye to the light at night or below deck. Eyepatches may have also been used to prevent the other eye from seeing.

Name: \_\_\_\_\_

### BOTTLE CHALLENGE

- Most people imagine pirates burying treasure and creating maps that lead to hidden gold.
- \_\_\_\_\_
- \_\_\_\_\_
- \_\_\_\_\_
- \_\_\_\_\_
- \_\_\_\_\_
- \_\_\_\_\_

Write the answer on your recording sheet.

I. What do most people imagine when they think of pirates and treasure?

Write the answers to the questions in each box in complete sentences.

THE LIFETIME LEARNER

**Hands-On Center:**

Students write the answer to each prompt on the lines.



**No Prep Printable Worksheet!**

# CENTER 8

## Task Cards

#1 A pirate ship had many parts. Each served a purpose. The mast held up the sails which powered the ship. The crow's nest was a small lookout. This let pirates see land or enemy ships. The hull was the main body of the ship. This was where they stored treasure, food, and weapons. On the deck, cannons were lined up. At the back, the rudder helped steer.

#2 Pirates used different types of ships. Two examples were sloops and brigantines. A sloop was smaller and faster. They were great for chasing enemies or fleeing danger. It could also go in shallow waters where larger ships couldn't go. In contrast, a brigantine was bigger and had more space for carrying loot and weapons. However, it wasn't as quick or easy to move.

#3 When the crew was unhappy with their captain, it caused confusion. If the captain was unfair, the crew may refuse to follow orders. They might even plan a mutiny (a plan to overthrow the captain of a ship). The effect of this disobedience could be disastrous. Without teamwork, this would lead to the ship falling behind on its journey or losing a battle.

Name: \_\_\_\_\_

### SHIP PARAGRAPHS

- Text Structure Used: **Description**  
Hints From the Text to Show Proof: **many parts, small lookout, main body of ship, on the deck, at the back**
- Text Structure Used: \_\_\_\_\_  
Hints From the Text to Show Proof: \_\_\_\_\_
- Text Structure Used: \_\_\_\_\_  
Hints From the Text to Show Proof: \_\_\_\_\_
- Text Structure Used: \_\_\_\_\_  
Hints From the Text to Show Proof: \_\_\_\_\_
- Text Structure Used: \_\_\_\_\_  
Hints From the Text to Show Proof: \_\_\_\_\_

Write the type of text structure used in each box and any clues that helped you figure it out.

**Hands-On Center:**

Students read each task card and write a response.



**No Prep Printable Worksheet!**

# CENTER

# 9

## Sequencing Puzzles

**TREASURE CHALLENGE**

James was an Irish pirate who was known as one of the most famous female pirates in history. Her early life is a bit of a mystery, but here's what we know: Anne was born in 1695 in Barbourshead, Scotland. She grew up with her father, an Irish lawyer. He wanted her to marry someone he chose, but Anne refused. She married James Read, a privateer, in 1719. James worked as a privateer for the British government to attack enemy ships. She met a pirate named John Rackham in 1719. Anne decided to leave James to join the crew. Anne disguised herself as a man and joined the crew. One day, another woman named Anne Bonny and worked well together. The two women made a strong team during their pirating days. Anne Bonny survived and remarried, have children, and start a family.

**TREASURE PUZZLE MAT**

Place the puzzle pieces in order here on the mat.

Event 1	Event 2	Event 3	Event 4
D. Anne grew up in Ireland with her father and refused to marry the man her father chose.	F. Anne married James Bonny and moved to New Providence.	B. She met John Rackham and decided to leave James.	
Event 5	Event 6	Event 7	Event 8

A. Mary Read joined the crew, and the two became friends.

C. She later remarried and started a family.

E. After being captured, Anne's life was spared.

G. Anne disguised herself as a man and became a pirate.

H. She worked with Rackham to attack ships near Jamaica.

Hands-On Center:

Students put the puzzle pieces in chronological order.

**TREASURE CHALLENGE**

First read the passage. Then, put the events in order below from #1 to #8 by writing a number at the top of each box. Put a #1 in the box that comes first and a #8 in the box that comes last.

6 A. Mary Read joined the crew, and the two became friends.	3 B. She met John Rackham and decided to leave James.	8 C. She later remarried and started a family.	1 D. Anne grew up in Ireland with her father and refused to marry the man her father chose.
7 E. After being captured, Anne's life was spared.	2 F. Anne married James Bonny and moved to New Providence.	4 G. Anne disguised herself as a man and became a pirate.	5 H. She worked with Rackham to attack ships near Jamaica.

## No Prep Printable Worksheet!

# CENTER


## Words & Definitions

# 10


**COMPASS CHALLENGE**

When pirates crossing the oceans, the compass comes to mind. While the compass was important, it wasn't the only tool they used. The compass helped steer their ships the right direction. A compass works using a magnetic needle to the Earth's magnetic field. This causes it to always point north. By finding a person can figure out all directions. This helped when the stars or sun weren't visible, the compass couldn't tell where pirates were or how far they went. That, they needed other tools. One was the astrolabe, an instrument measuring the height of the sun or stars. This let them find their latitude, or how far north or south they were from the equator. Another device was the log line. It was rope with a float on it with wood. Pirates threw it in the water to measure a ship's speed. They also relied on nautical charts, or maps, to mark their routes and find hidden spots. Another tool used for navigation was the cross-staff, which sailors used to measure the angle of the sun or stars to determine their latitude. In addition to tools, pirates depended on natural skills. They studied the position of the moon, and stars, as well as the color of the water, wind patterns, and birds. Successful pirates used tools and observation skills to see what was close by.


1. A tool with a magnetic needle that always points north.

D.  compass

2. A tool sailors used to measure the height of the sun or stars.

F.  astrolabe

3. A rope with knots and a piece of wood that sailors threw into the water to measure how fast their ship was moving.

H.  log line

Hands-On Center:

Students put the correct word next to each definition.

**THE COMPASS CHALLENGE**

Write the correct letter in each box.

1. A tool with a magnetic needle that always points north. D. compass	2. A tool sailors used to measure the height of the sun or stars. F. astrolabe	3. A rope with knots and a piece of wood that sailors threw into the water to measure how fast their ship was moving. H. Log line	4. Special maps that show the ocean, islands, and other landmarks. C. Nautical charts
5. A tool pirates and sailors used to measure the sun or stars to figure out their position. A. cross-staff	6. A way to measure how far north or south a place is from the equator. G. latitude	7. The skill of finding your way while traveling. E. navigation	8. Watching something closely to learn. B. observation

## No Prep Printable Worksheet!

# HOW TO USE THIS:

## Ideas for Implementation:

- pick and choose the centers you want to use: do what works best for your class!
- give less than 10 centers to students if you are short on time
- give students the whole day to complete all 10 centers/activities OR spread the room transformation out over a couple of days
- use the hands-on centers during your room transformation and the no-prep printables as a review during your reading block

**WATERFALL CHALLENGE**  
*The Story Behind Jack Sparrow*

of movies, you've probably watched *Pirates of the Caribbean*. Jack Sparrow is a fictional character, but there was a very real pirate. That pirate is a man named John Ward. John was born in 1680 in England. John worked as a fisherman but later became a privateer. He plundered Spanish ships because of the war going on. In the movies, John was also born in England but never became a privateer. When the war came to an end, the government didn't need privateers. Instead of privateer jobs, privateers continued robbing. They were then labeled pirates. John Ward robbed ships with his crew. This is where Disney used John Wood's character, Jack Sparrow. Jack Sparrow plundered many ships, robbing with his crew. He was named the King of England for a pardon. The king refused and he fled to the port of Tunisia. An officer gave him and his crew protection after the movie, Jack Sparrow was offered a pardon in exchange for his freedom. Ward was known for being odd, wild, and silly. Jack Sparrow's adventures were not as flash as Jack Sparrow (and he did not have to deal with curses or mythical creatures) but he was a pirate in his own right.

**John Ward**

**Jack Sparrow**

**Both**

A. He started his career as a fisherman before becoming a privateer.

B. He was known for being odd, wild, and a little silly.

C. He lived during the 1700s.

D. After being denied a royal pardon, he lived under the protection of Tunisia.

E. His adventures include magical things like cursed treasure and mythical creatures.

F.

G.

H.

I.

THE LIFETIME LEARNER

# PRINT & DIGITAL



Print & Go

Google Slides

There is a digital version of the  
no-prep printables!

# The no prep printable questions are **100% editable!**

Name: \_\_\_\_\_

### CUT AND PASTE

Glue each text feature where it belongs below.

Text Feature #1   Text Feature #2   Text Feature #3   Text Feature #4

Text Feature #5   Text Feature #6   Text Feature #7   Text Feature #8

caption	table	text box	glossary
illustration	subheading	bold words	photograph

THE LIFETIME LEARNER

Name: \_\_\_\_\_

### CUT AND PASTE

Glue each text feature where it belongs below.

Text Feature #1   Text Feature #2   Text Feature #3   Text Feature #4

Text Feature #5   T   Text Feature #8

edit any question!

caption			glossary
illustration	subheading	bold words	photograph

THE LIFETIME LEARNER

Name: \_\_\_\_\_

### Center #1

Type here  
Type here  
Type here  
Type here  
Type here  
Type here  
Type here  
Type here  
Type here  
Type here  
Type here  
Type here  
Type here  
Type here

THE LIFETIME LEARNER

10 Pre-Made  
Centers  
(Print & Go)

10 Pre-Made  
Centers:  
Editable Version

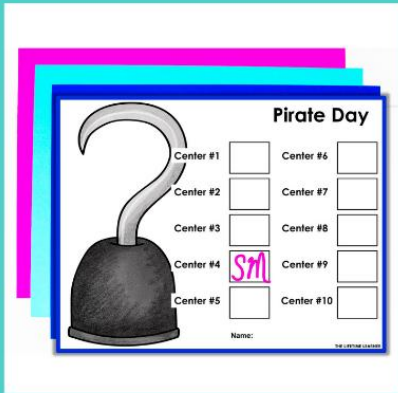
10 Blank Centers  
To Add Your  
Own Content

# 3 Versions Included


# WHAT'S INCLUDED?



10 Color & B/W Posters




Recording Sheets



10 Hands On Centers



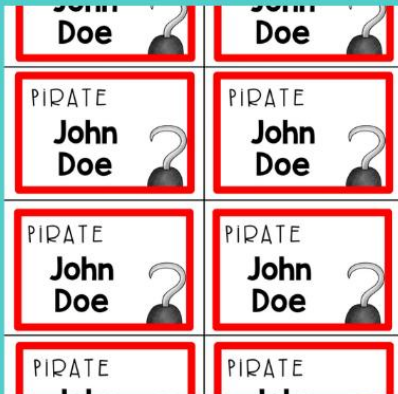
10 No Prep Printables



2 Versions of Passages & Activities



Printable Hats



Name Tags



Coloring Page




Folder Insert



Decor Posters

keep scrolling to see more!


# WHAT'S INCLUDED?



Welcome Slide



Editable Versions



Banner



Certificate



Shopping Guide



Admission Tickets



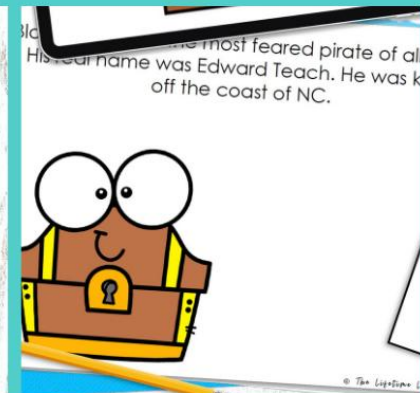
Digital Version



Answer Keys



QR Codes



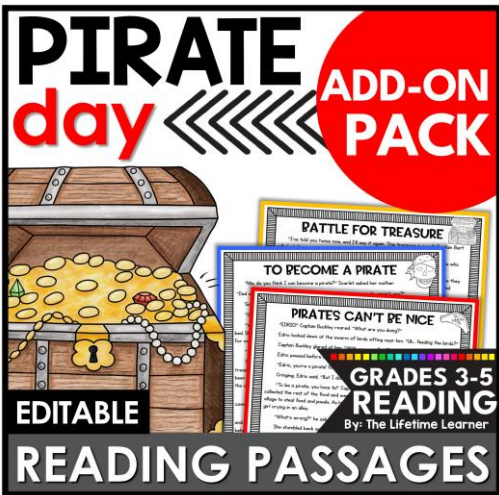
Fun Facts

jam-packed with fun, rigor, and engagement!

# other resources this pairs well with:

Add in even more reading passages with an add-on pack!

Or, mix some math into your themed learning day!



**PIRATE day** ADD-ON PACK

EDITABLE READING PASSAGES

GRADES 3-5 READING

By: The Lifetime Learner

Includes: BATTLE FOR TREASURE, TO BECOME A PIRATE, PIRATES CAN'T BE NICE



**PIRATE day** compare fractions

3.NF.3

EDITABLE ROOM TRANSFORMATION

3RD GRADE MATH

By: The Lifetime Learner



**PIRATE day** compare fractions

4.NF.2

EDITABLE ROOM TRANSFORMATION

4TH GRADE MATH

By: The Lifetime Learner



**PIRATE day** coordinate plane graphing

5.G.1

EDITABLE ROOM TRANSFORMATION

5TH GRADE MATH

By: The Lifetime Learner



reading **MEGA BUNDLE**

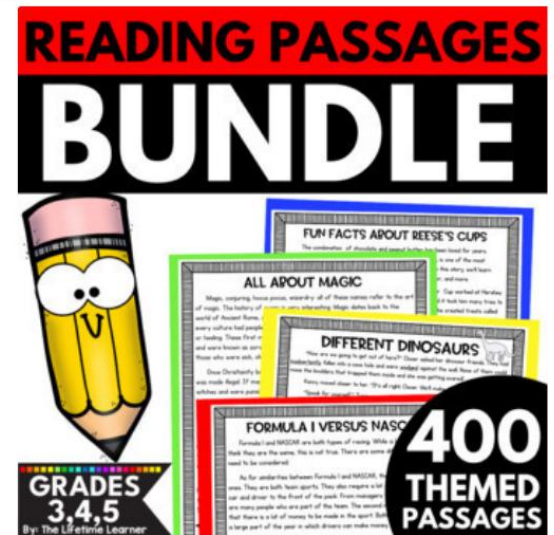
CLASSROOM TRANSFORMATIONS

40 THEME DAYS!

THE LIFETIME LEARNER

GRADES 3-5

When you purchase a Mega Bundle, you save 50% off the price of the individual resources!



READING PASSAGES **BUNDLE**

400 THEMED PASSAGES

GRADES 3, 4, 5

By: The Lifetime Learner

Includes: FUN FACTS ABOUT REESE'S CUPS, ALL ABOUT MAGIC, DIFFERENT DINOSAURS, FORMULA I VERSUS NASCAR

Add On Pack Bundle!

# classroom transformations

## low prep, fun, and engaging!



1st grade math



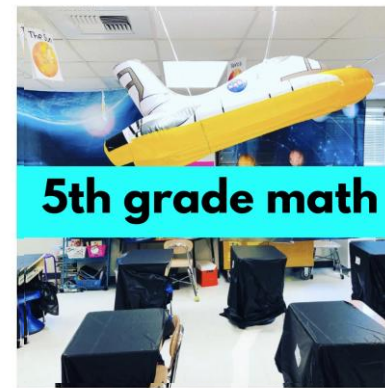
2nd grade math



3rd grade math



4th grade math



5th grade math



kindergarten math

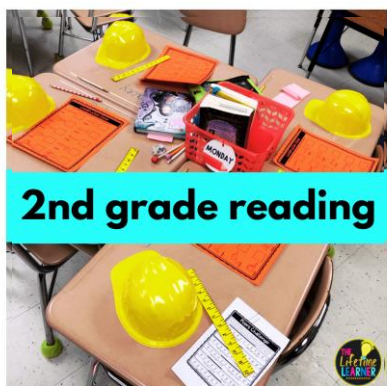
# K-5 MATH & READING



kindergarten reading



1st grade reading



2nd grade reading



GR 3-5 reading comprehension



3-5 reading add-on packs



alphabet letters

# THE LIFETIME LEARNER'S CLASSROOM TRANSFORMATIONS ARE:

1. Engaging to Students
2. Classroom Tested (and Student-Approved)
3. Print and Digital Compatible
4. Jam-Packed with Content
5. Aligned to Reading Standards
6. Easy to Implement
7. Flexible for Every Classroom
8. Versatile Ways to Reward Students
9. Rigorous Student Learning Activities

**All content is included** so you can simply **print**  
**and get ready** for an **AMAZING** experience  
**with your students!**



# Please Note:

- **There are 10 reading challenges provided as well as décor, a fast finisher activity, and additional extras.**
- **The digital version is provided in Google Slides.**
- **Nervous about trying your first room transformation? You'll be hooked once you try one! I promise!**
- **Feel free to contact me if you have questions or want to chat about room transformations. You can email me at [lindsaythelifetimelearner@gmail.com](mailto:lindsaythelifetimelearner@gmail.com)**