









WHAT IS THIS?

It's a low-prep room transformation!



Use the 10 reading stations, included decor, and more for a fun & easy room transformation!

Rhinos	Hippos	Both
		
The text reveals this animal is endangered due to poachers.	The illustration shows the animal has sharp teeth.	The illustration shows the setting the animal prefers to live in.
A. 	C. 	D. 
The illustration shows this animal prefers grass and vegetables.	J. 	G. 

This themed learning day has 10 stations that review “using illustrations to better understand the text.”

You can use 1, 5, or all 10--it's flexible!

Room transformations can be stress-free and low-prep.

Keep scrolling to learn how!



Let's start with the basics...

What is a classroom transformation?

A classroom transformation changes your room into a certain setting or theme to engage students in their own learning with rigorous content.



Donut Shop Day




Rock Star Day



Camping Day


You don't have to spend hours of your time setting up a room transformation or spend lots of money to make it **SO MUCH FUN!**



STEP 1:

Tell your class they are on a safari today!

They will complete “using illustrations to understand the text” reading comprehension activities set up around the room. You can do this for a day, a few days, or over the course of a week!



Flexibility is key.

Need to modify? No problem!
Choose how many centers students will need to complete and what time frame they have to meet YOUR needs.



Set-up is quick and easy.

Simply print the posters, 10 activities, and a recording sheet for each student. Place them around your room and you're ready to begin!



STEP 2:

Let students move around the room and complete each station. They read a passage and then complete an activity to go with it. They can be completed in any order. All stations include a variety of reading comprehension activities using illustrations. You can choose just a few for students to complete or use all 10. This is up to the teacher and the amount of time you'd like to fill.

Optional Recording Sheet

When a student finishes a center, you sign that spot on their recording sheet to keep track of what they've completed.

Freedom to choose.

Students can work in partners, rotations, groups, or independently. Your choice!

Safari Day

Center #1	<input type="checkbox"/>	Center #6	<input type="checkbox"/>
Center #2	<input type="checkbox"/>	Center #7	<input type="checkbox"/>
Center #3	<input type="checkbox"/>	Center #8	<input type="checkbox"/>
Center #4	OC	Center #9	<input type="checkbox"/>
Center #5	<input type="checkbox"/>		

Name: _____

ANTELOPE CHALLENGE

Name: _____

1. Color in the snapshot that compares antelopes' sizes throughout their life.	2. Color in the snapshot that shows what antelope prefers to eat.	3. Looking at the snapshots, which best shows the leader of the herd of antelopes?	4. Color in the snapshot that reveals what predator the humans encountered on the safari.
5. Color in the snapshot that shows the antelope's face.	6. Which part of the text describes the odd item?	7. The text says "I got very close to a human as he was holding a black box." Color in the snapshot that shows the antelope's most noticeable feature up close.	8. Color in the snapshot that shows the antelope's most noticeable feature up close.

ANTELOPE CHALLENGE

Humans are weird! They come by in groups and stare at us all day. I wonder why they have nothing else to do. I guess they think an animal eating grass is amazing. Something that really confuses me about humans is when they hold up black boxes to their faces. They'll hold up the box up to their face for a minute, look at the box and then do it all over again. At first, I thought they might be holding the boxes to their faces because they smelled good. But one day, I got very close to a human while he was holding a black box. This just seemed to excite him, and he squealed a lot while pointing the black box at me. I have no idea what those black boxes are, but humans really love them!

THE LIFETIME LEARNER


STEP 3:

When students finish all activities you've assigned, they win! You can give them the included certificate, coloring page, or a small prize of your choice.

A shopping guide is also included to give you suggestions of optional "extras" you could add in.

Remember:


Anything different from a "normal" day in the classroom is special to students! A reward at the end isn't required during a classroom transformation.



Certificate



Coloring Page



In Action Pic



Prize

STEP 4:

Most of the time, there are early finishers. These kiddos get to go around the room and read fun facts about the topic! No one is ever bored.

Choose from 3 versions!

1 Digital Scavenger Hunt

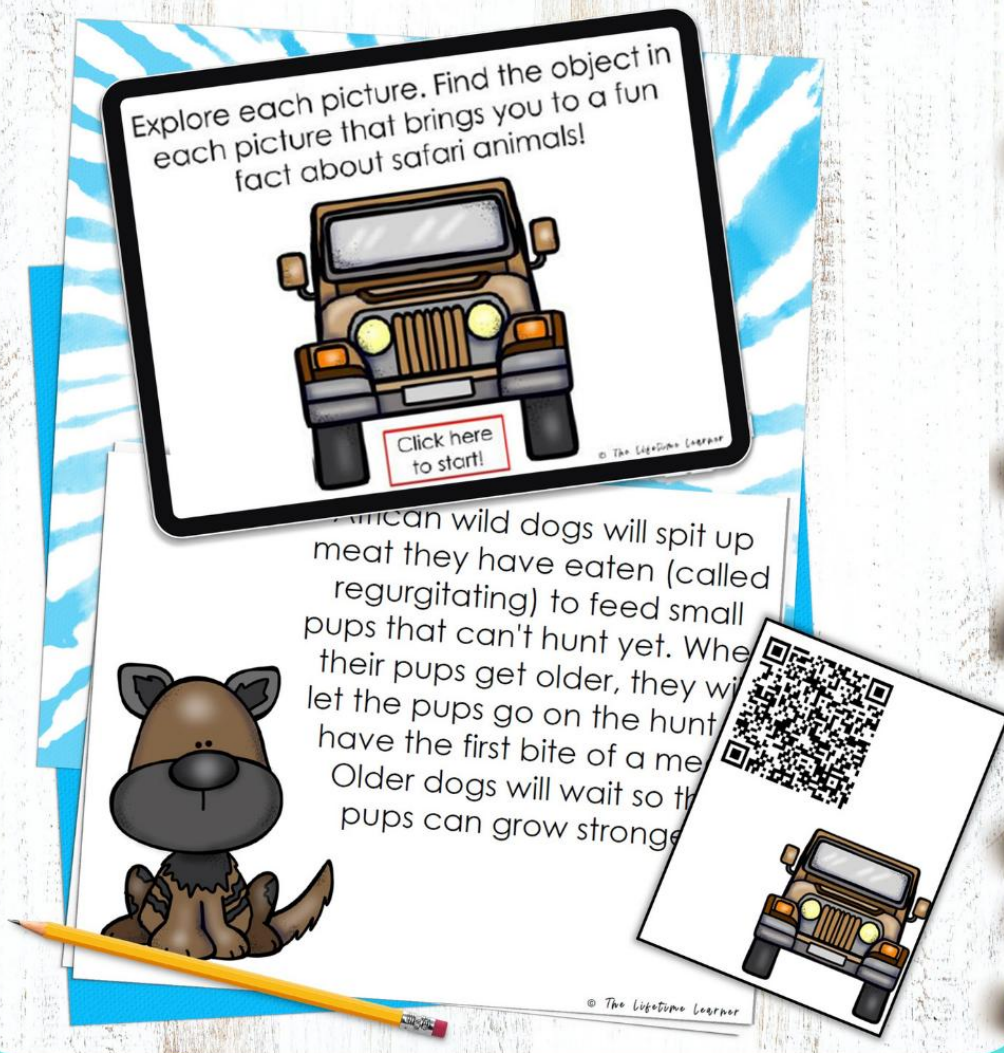
Let students "find" the facts on Google Slides

2 Printable Facts

Hang facts around room

3 QR Codes

Students scan to read fun facts



10 READING COMPREHENSION PASSAGES/ACTIVITIES:

WILD DOG CHALLENGE



Humans always say how cute we are when they see us while on a safari. We have spotted chests and look really similar to pet dogs. However, we're not as friendly as we look!



African wild dogs can be dangerous predators. We like to

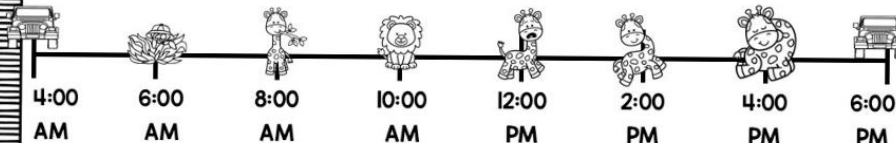
Name: _____

WILD DOG CHALLENGE



1. What does the first photograph and the text show you about African wild dogs' appearance?

GIRAFFE CHALLENGE



Key:

Thinking about taking a safari tour to see giraffes up close? Check out the timeline above and read the

GIRAFFE CHALLENGE

First, read the passage. Then, put the events in order below from #1 to #8 by writing a number at the top of each box. Put a #1 in the box that comes first and a #8 in the box that comes last.

<p>A. Tired from the day's events, the giraffes settle down to take a nap under the sun.</p>	<p>B. Before long, giraffes appear, stretching their long necks to munch on leaves high up in the trees.</p>	<p>C. The giraffes spot the lion and huddle together in a herd so they can rely on each other for protection.</p>	<p>D. Hidden behind tall grass, you wait quietly in your jeep with binoculars so you don't scare the giraffes away.</p>
--	--	---	---

ELEPHANT CHALLENGE

I love living here. It's so peaceful, and the air is clean and fresh. There is plenty of water for everyone. My whole family enjoys going for long walks every day to stretch our legs and search for food. The best food is always very high off the ground, so my mom normally has to hand me my dinner. I'm still a baby so I always stay close to my

Name: _____

ELEPHANT CHALLENGE

<p>1. Using the story and the illustration, what do you think the weather is like where the story takes place?</p> <p>A. Hot and stormy B. Rainy and cold C. Overcast</p>	<p>2. What predator is seen in the illustration that is not mentioned in the passage?</p> <p>A. Vultures B. Lions C. Elephants D. Tigers</p>	<p>3. According to the passage and the illustration, who protects the baby elephants?</p> <p>A. The younger elephants B. The lions and crocodiles C. The predators D. The trees</p>	<p>4. According to the illustration, what do the trees offer the elephants that is not mentioned in the text?</p> <p>A. Food B. Shade C. Water D. Protection</p>
---	--	---	--

ANTELOPE CHALLENGE



Humans are weird! They come by in groups and stare at us all day. I wonder why they have nothing else to do. I guess they think an animal eating grass is amazing.

Name: _____

ANTELOPE CHALLENGE

<p>1. Color in the snapshot that compares antelopes' sizes throughout their life.</p>	<p>2. Color in the snapshot that shows what antelope prefer to eat.</p>	<p>3. Looking at the snapshots, which best shows the leader of the herd of antelopes?</p>	<p>4. Color in the snapshots that reveal what predator the humans encountered on the safari.</p>
---	---	---	--

focuses on:
using illustrations to help the reader understand the text

2 Versions of Every Passage Included for Students


ELEPHANT CHALLENGE

I love living here. It's so peaceful, and the air is clean and fresh. There is plenty of water for everyone. My whole family enjoys going for long walks every day to stretch our legs and search for food. The best food is always very high off the ground, so my mom normally has to hand me my dinner. I'm still a baby so I always stay close to my mom. There are many dangerous predators where we live as well. Our herd has to be careful when we go to watering holes, so we aren't attacked by lions or crocodiles. But as long as we stay together in a group, we're completely safe. I know that when I get bigger, I'll be able to venture off on my own and help get food for others. It's also fun meeting new animals and making new friends. I love my life here and can't wait to see what adventure tomorrow brings!



ELEPHANT CHALLENGE

I love living here. It's so peaceful, and the air is clean and fresh. The sun rises early and paints the sky with soft colors. A cool breeze always rustles through the leaves. There is plenty of water for everyone, and our herd never has to worry about being thirsty. My whole family enjoys going for long walks every day to stretch our legs and search for food. The best food is always very high off the ground. My mom normally has to hand me my dinner. I love the way the fresh leaves taste, especially the ones that are hard to reach. I'm still a baby, so I always stay close to my mom. There are many dangerous predators where we live as well. Our herd has to be careful when we go to watering holes, so we aren't attacked by lions or crocodiles. The older animals always go first, checking to make sure it's safe before the rest of us follow. But we're completely safe as long as we stay together in a group. I know that when I get bigger, I'll be able to venture off on my own and help get food for others. I can't wait to stretch my trunk high into the trees and find the juiciest leaves. It's also fun meeting new animals and making new friends. I love my life here and can't wait to see what adventure tomorrow brings!




ZEBRA AND LEOPARD CHALLENGE



One afternoon on the savannah, Zane the zebra was chewing grass when a foul smell made him wrinkle his nose. He turned and saw a piece of meat left behind. "Gross! Who would ever want to eat that?" he muttered. Suddenly, Zane froze. A young leopard named Leo was rolling in the grass. Zane's heart raced, and he darted behind a tree. "Even a cub could be dangerous!" he said nervously. Meanwhile, Leo was having a blast. He spotted a human's jeep and trotted over to poke at the tires. The humans inside laughed and took pictures. Not far away, Zane trembled behind his tree. He eyed the humans and their

ZEBRA AND LEOPARD CHALLENGE



One afternoon on the savannah, Zane the zebra was grazing peacefully. He took a big bite of grass and chewed happily until a foul smell made him wrinkle his nose. Zane turned and saw a piece of meat left behind by another animal. He gagged and snorted. "Gross! Who would ever want to eat that?" he muttered, trotting away quickly.

Differentiate and give your students the version best for them!

CENTER 1

Multiple Choice

ELEPHANT CHALLENGE

It's so peaceful, and the air is clean and fresh. There is plenty of food for everyone. My whole family enjoys going for long walks every day to stretch our legs and search for food. The best food is always very high off the ground, so my mom normally has to hand me my dinner. I'm still a baby so I always stay close to my mom. There are many dangerous predators where we live as well. Our herd has to be careful when we go to watering holes, so we aren't attacked by lions or crocodiles. But as long as we stay together in a group, we're completely safe. I know that when I get

Name: _____

ELEPHANT CHALLENGE

1. C	2. A	3. D	4.
5.	6.	7.	8.

THE LIFETIME LEARNER

Using the story and the illustration, what do you think the weather is like where the story takes place?

- A. Hot and stormy
- B. Rainy and cold
- C. Dry and hot
- D. Cold and snowy



1.

What predator is seen in the illustration that is not mentioned in the passage?

- A. Vultures
- B. Lions
- C. Elephants
- D. Tigers



2.

Hands-On Center:

Students choose A, B, C, or D on each card.



No Prep Printable Worksheet!

CENTER 2

Puzzles

BLACK MAMBA CHALLENGE

...ing behind a tree looking for prey. A mouse ran into him unexpectedly while out...

... please! Don't eat me!" the mouse begged.

...? You look like the perfect snack," the snake replied.

The mouse had to think quickly. "Because there is an even larger mouse up in the tree." He pointed up. "Look, he carried up that branch!"

The snake was very hungry. The mouse in front of him did look small. He wouldn't mind eating something larger. He was worried he was being tricked.

"I will consider your offer," the snake said. "But only if you come with me up the tree. If you are telling the truth I will let you go. If you are lying, I will eat you!"

The mouse gulped but nodded. They made their way up the tree branches till they were at the top.

"I don't see any other mice up here," the snake said angrily.

"He just went below that branch," the mouse said as he pointed.

The snake went under the branch to look. "I don't see anything," he called.

"He just ran up the branch. Go up now!" the mouse replied. The snake curled his body around the branch. He still see anything.

The mouse shouted that the bigger mouse had gone down the tree again. The snake wrapped his body around the tree to look down. He saw nothing. The mouse yelled that the bigger mouse was now going back up. The snake ed around the branch a final time.

He'd twisted around the branch so many times, he could no longer stretch any further.

"Mouse, there is no bigger mouse up here. I will eat you instead!" the snake spat.

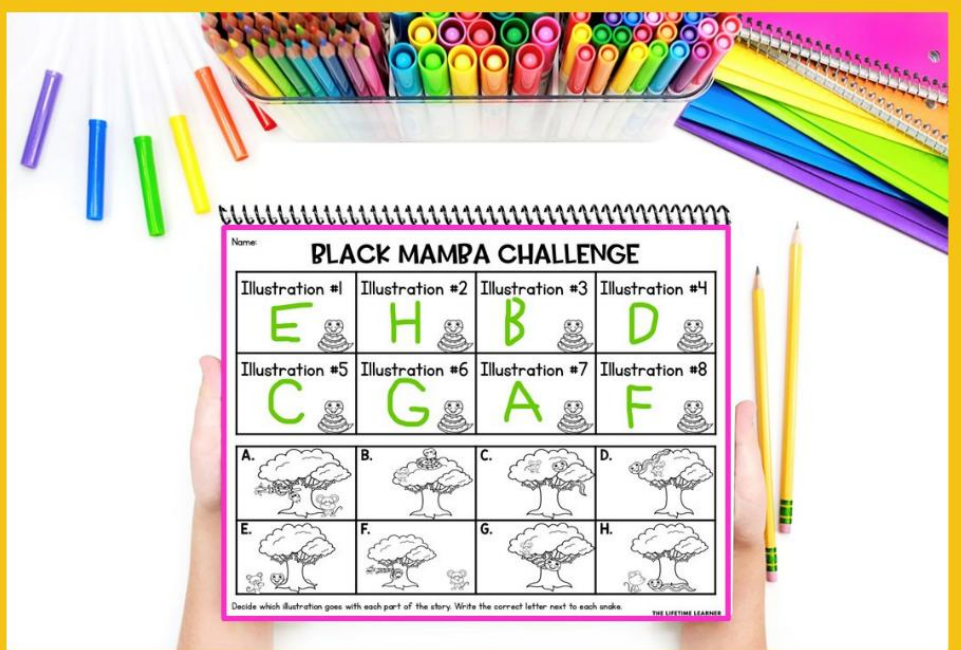
"Good luck with that!" the mouse grinned. He snaked tried to move his body but found he was wrapped too around the tree branch. The mouse ran down the tree and raced across the savannah. The snake sighed and ed his snack disappear into the tall grass. There was no way he could catch up now.

THE LIFETIME LEARNER

	Illustration #1	E.	
	Illustration #2	H.	
	Illustration #3	B.	

Hands-On Center:







Students put each 2-piece puzzle together.



No Prep Printable Worksheet!

CENTER 3

Task Cards

<p>I ate some meat that was a few weeks old. Talk about gross! I've been hunting a while now and it was the only food I could find. It was leftover from someone else's hunt a while ago. While it didn't taste good, it did fill up my belly.</p> <p>I am Lion # <u>4</u></p>		<p>I have been hunting all day long and haven't been able to find food anywhere. Anytime I saw a zebra, it heard me and ran away. I did see an antelope, but another lion got to it before I could. I spent 8 hours hunting but I'm going home with no food at all.</p> <p>I am Lion # <u>1</u></p>	
<p>Wow! I just went on my first hunt by myself! My mother said I wasn't big enough. I snuck off alone to prove her wrong and came back with enough dinner for the whole family. I can't wait to see my mom's face when I get home!</p> <p>I am Lion # <u>5</u></p>		<p>I was about halfway through my dinner when I started to get pretty thirsty. The sun was hot and my throat felt dry. I decided to run over to the watering hole to get a drink. I lapped up the cool water quickly since I was eager to get back to my meal. But when I returned, my food was gone! Only a few bones were left and there was no sign of who took it. I have no idea what happened!</p> <p>I am Lion # <u>6</u></p>	
<p>I am not happy right now. A lion that is bigger than me just came and stole my dinner. I had just taken down a gazelle and was ready to chow down. Then, Henry, the leader of our pride, comes along and declares the food his. How is that fair?</p> <p>I am Lion # <u>2</u></p>		<p>I was hunting today and saw a baby elephant standing alone near the trees. I crept forward with my muscles tensed. I was about to pounce when, out of nowhere, 50 elephants came charging at me with their trunks raised. I didn't waste a second. I spun around and ran for my life. My heart was pounding, and I didn't dare look back until I was far, far away. I got out of there as swiftly as possible.</p> <p>I am Lion # <u>3</u></p>	

Hands-On Center:

Students read each task card and match it up.



LION CHALLENGE

Decide which lion goes with each paragraph. Write the correct NUMBER in each box.

<p>A. Ugh! I just ate some meat that was a few weeks old. Talk about gross! I've been hunting a while now and it was the only food I could find. It was leftover from someone else's hunt a while ago. While it didn't taste good, it did fill up my belly.</p> <p>I am Lion # <u>4</u></p>	<p>B. Wow! I just went on my first hunt by myself! My mother said I wasn't big enough. I snuck off alone to prove her wrong and came back with enough dinner for the whole family. I can't wait to see my mom's face when I get home!</p> <p>I am Lion # <u>5</u></p>	<p>C. I am not happy right now. A lion that is bigger than me just came and stole my dinner. I had just taken down a gazelle and was ready to chow down. Then, Henry, the leader of our pride, comes along and declares the food his. How is that fair?</p> <p>I am Lion # <u>2</u></p>
<p>D. I have been hunting all day long and haven't been able to find food anywhere. Anytime I saw a zebra, it heard me and ran away. I did see an antelope, but another lion got to it before I could. I spent 8 hours hunting but I'm going home with no food at all.</p> <p>I am Lion # <u>1</u></p>	<p>E. I was about halfway through my dinner when I started to get pretty thirsty. I decided to run over to the watering hole to get a quick drink. When I came back, my food was gone and had disappeared. I have no idea what happened!</p> <p>I am Lion # <u>6</u></p>	<p>F. I was hunting today and saw a baby elephant standing alone near the trees. I crept forward with my muscles tensed. I was about to pounce when, out of nowhere, 50 elephants came charging at me with their trunks raised. I didn't waste a second. I spun around and ran for my life. My heart was pounding, and I didn't dare look back until I was far, far away. I got out of there as swiftly as possible.</p> <p>I am Lion # <u>3</u></p>










#1 #2 #3 #4 #5 #6

No Prep Printable Worksheet!

CENTER 4

Compare & Contrast

RHINO CHALLENGE













		
<p>The text reveals this animal is endangered due to poachers.</p> <p>A. </p>	<p>The illustration shows this animal has sharp teeth.</p> <p>C. </p>	<p>The illustration shows the setting the animal prefers to live in.</p> <p>D. </p>
<p>The illustration shows this animal prefers grass and vegetables.</p> <p>J. </p>	<p>The illustration shows this animal likes to eat leaves.</p> <p>G. </p>	<p>The illustration shows the setting the animal prefers to live in.</p> <p>H. </p>

Hands-On Center:

Students sort the details where they belong by comparing and contrasting.

RHINOS AND HIPPOS CHALLENGE

Read each letter and decide where it belongs. Write each letter where it belongs in the diagram.

RHINOS		HIPPOS	
F, H, A, J		BOTH I, G, D, L	E, C, B, K
<p>The text reveals this animal is endangered due to poachers.</p> <p>A. </p>	<p>The text reveals this animal is known for their aggressive attitude.</p> <p>B. </p>	<p>The illustration shows the animal has sharp teeth.</p> <p>C. </p>	<p>The illustration shows the setting the animal prefers to live in.</p> <p>D. </p>
<p>The illustration shows 4 toes on each foot.</p> <p>E. </p>	<p>The illustration shows 3 toes on each foot.</p> <p>F. </p>	<p>The illustration shows this animal likes to eat leaves.</p> <p>G. </p>	<p>The illustration shows this animal has a horn on their snout.</p> <p>H. </p>
<p>The illustration shows the life cycle of the animal growing up over time.</p> <p>I. </p>	<p>The illustration shows this animal prefers grass and vegetables.</p> <p>J. </p>	<p>The illustration shows this animal prefers to eat fruit and leaves.</p> <p>K. </p>	<p>The illustration shows this animal is very large in size and weight.</p> <p>L. </p>


No Prep Printable Worksheet!

CENTER 5

Draw a Picture


...ing in the water, and I am hungry. My whole head is out of the water right now because it is dark outside. There are lots of other animals that cannot see as well as I can during the nighttime. I notice a bird that keeps flying low to the water. I creep closer to it. I know that if I stay quiet, I will be eating dinner soon.

#1



There is an orange animal watching me from shore. He keeps pacing while staring at me. I keep away from the edge of the water so he can't hurt me. If I leave the water, I may be in danger because he is a better fighter on land. He has black stripes on his orange body. Because I don't want to fight, I enjoy the sunshine on my back while I float around.

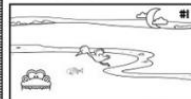

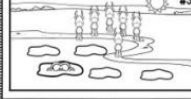

#2



THE LIFETIME LEARNER


CROCODILE: DRAW A PICTURE

Read each paragraph. Then, it is your job to draw a picture to illustrate what is happening to the crocodile in each box below. **Answer Key**

Hands-On Center:

Students draw a picture to go with each task card.




No Prep Printable Worksheet!

CENTER 6

Color by Code

Color in the snapshot that compares antelopes' sizes throughout their life.


1. Color the antelope red.



ANTELOPE CHALLENGE

Humans are weird! They come by in groups and stare at us all day. I wonder why they have nothing else to do. I guess they think an animal eating grass is amazing.


Something that really confuses me about humans is when they hold up black boxes to their faces. They'll hold up the box up to their face for a minute, look at the box, and then do it all over again. At first, I thought they might be holding the boxes to their faces because they smelled good. But one day, I got very close to a human while he was holding a black box. This just seemed to excite him, and he squealed a lot while pointing the black box at me. I have no idea what those black boxes are, but humans really love them!



THE LIFETIME LEARNER


Color in the snapshot that shows what antelope prefer to eat.

2. Color the antelope light blue.



Color in the snapshots that reveal what predator the humans encountered on the safari.

4. Color the antelope yellow.



Hands-On Center:

Students use the coloring task card questions to color in answers in the text.



No Prep Printable Worksheet!

CENTER 7

Cut and Paste

ZEBRA AND LEOPARD CHALLENGE

One afternoon on the savannah, Zane the zebra was chewing grass when he made him wrinkle his nose. He turned and saw a piece of meat left behind. "Gross! Who would ever want to eat that?" he muttered. Suddenly, Zane spotted a leopard named Leo who was rolling in the grass. Zane's heart raced, and he decided to take pictures. Not far away, Zane trembled behind his tree. He eyed the strange metal machine. Even a human hat on the ground made him shudder with worry. He snagged the hat with his teeth and plopped it on his head. "Hey, this is fun! Come on over!" Leo called as he chuckled and goofed around. Zane peeked out. "I'm not taking any chances. You and I are way too far apart."

Name: _____

ZEBRA AND LEOPARD CHALLENGE
Sort each detail on the correct side based on the story and illustrations.

Zane		Leo	
			He likes to be playful and joke around.
He is curious about humans and their things.	He hates meat and finds it disgusting.		He is afraid of other animals, even young cubs.
He is uncomfortable around human items like hats and jeeps.	He doesn't mind being around different animals.	He enjoys eating meat.	He is frightened of humans and hides behind trees.

Hands-On Center:

Cut and paste each box where it belongs.

ZEBRA AND LEOPARD CHALLENGE
Sort each detail on the correct side based on the story and illustrations.

Zane		Leo	
He is afraid of other animals, even young cubs.	He hates meat and finds it disgusting.	He doesn't mind being around different animals.	He is curious about humans and their things.
He is uncomfortable around human items like hats and jeeps.	He is frightened of humans and hides behind trees.	He enjoys eating meat.	He likes to be playful and joke around.

No Prep Printable Worksheet!

CENTER 8

Write a Sentence

WILD DOG CHALLENGE

African wild dogs can be dangerous predators. We always say how cute we are when they see us on a safari. We have spotted chests and look really similar to pet dogs. However, we're not as friendly as we look!

African wild dogs can be dangerous predators. We travel in packs. When we travel together, we can hunt by attacking our prey in a group. We also enjoy playing, swimming, and getting into trouble together. Don't get too close to us on your safari because we can be unpredictable.

Sometimes, we try to take on more than we can handle. We have been known to attempt to attack elephants but never works out well for us. They are much bigger and stronger. We might be strong in a group, but we're definitely not as powerful as elephants can be. Don't let my friend I admitted that to you! We, the African wild dogs, may look like dogs but we aren't pets. You can watch us from a safe distance please stay away. You'll be safer and happier.

Name: _____

WILD DOG CHALLENGE
Write the answers to the questions in each box in complete sentences.

- The first photograph showed me what African wild dogs look like. They have spotted chests and look similar to pet dogs.
-
-
-

1. What does the first photograph and the text show you about African wild dogs' appearance?

Write the answer on your recording sheet.

Hands-On Center:

Students write the answer to each prompt on the lines.

WILD DOG CHALLENGE

1. What does the first photograph and the text show you about African wild dogs' appearance?
The first photograph showed me what African wild dogs look like. They have spotted chests and look similar to pet dogs.

2. What does the second photograph and the text show about how African wild dogs travel?
The second photograph shows me that African wild dogs like travelling in groups. They like playing, swimming, and getting into trouble together.

3. What does the third photograph and the text show about how African wild dogs act around elephants?
The third photograph shows me how African wild dogs sometimes try to prey on elephants, but how it never works out for them because elephants are much stronger than African wild dogs.

4. What does the text tell us about African wild dogs that the photographs do not reveal?
Answers may vary. African wild dogs may try to take on prey larger than them like elephants but it frequently does not work out. Also, you should keep your distance from these predators to keep them and us safe. African wild dogs enjoy traveling, hunting, playing, and swimming together but can be unpredictable.

Write the answers to the questions in each box in complete sentences.

No Prep Printable Worksheet!

CENTER

9

Sequencing Puzzles

GIRAFFE CHALLENGE

4:00 AM 6:00 AM 8:00 AM

Key:
 = driving to location
 = waiting for animals

Think close snippets on savannah might help too. Don't forget to use your map!

GIRAFFE PUZZLE MAT

Using the timeline, put the events of the day on a safari in order.

Event 1	Event 2	Event 3	Event 4
E. You set out early in the morning and drive into the savannah with your tour group.	D. Hidden behind tall grass, you wait quietly in your jeep with binoculars so you don't scare the giraffes away.	B. Before long, giraffes appear, stretching their long necks to munch on leaves high up in the trees.	

A. Tired from the day's events, the giraffes settle down to take a nap under the sun.

C. The giraffes spot the lion and huddle together in a herd so they can rely on each other for protection.

F. Once the lion gives up and moves on, the giraffes are able to relax.

AFRICA

THE LIFETIME LEARNER

Hands-On Center:

Students put the puzzle pieces in chronological order.

GIRAFFE CHALLENGE

First read the passage. Then, put the events in order below from #1 to #8 by writing a number at the top of each box. Put a #1 in the box that comes first and a #8 in the box that comes last.

7	3	5	2
A. Tired from the day's events, the giraffes settle down to take a nap under the sun.	B. Before long, giraffes appear, stretching their long necks to munch on leaves high up in the trees.	C. The giraffes spot the lion and huddle together in a herd so they can rely on each other for protection.	D. Hidden behind tall grass, you wait quietly in your jeep with binoculars so you don't scare the giraffes away.
1	6	8	4
E. You set out early in the morning and drive into the savannah with your tour group.	F. Once the lion gives up and moves on, the giraffes are able to relax.	G. After a long day of adventure, you drive back to camp with memories you won't soon forget.	H. A lion emerges and begins to stalk the giraffes.

Name: _____

THE LIFETIME LEARNER

No Prep Printable Worksheet!

CENTER

10

Fill in the Blank

MONKEY CHALLENGE

All the baby monkeys were playing in the treetops one sunny afternoon. The monkey mothers were sitting below. They chatted as they kept a close eye on the kids. A game of tag was getting out of hand. The youngest were darting so fast their movements were a blur. They zigzagged between branches. The mothers worried the monkeys were behaving recklessly.

"Be careful!" the first mother said. Her voice was annoyed and _____.

"Watch your step!" the second mother added. One daring monkey performed a flip, causing her to _____.

"Slow down!" the third mother said _____. She knew her words were being _____.

The kids paid no mind to their mothers' warnings. They were having too much fun to think about slowing down. The mothers shook their heads. Then, a shout rang out. It was followed by a loud noise: a crack, a rustle of leaves, and a thud. The mothers' all got quiet in _____. It was clear two monkeys had _____. The adults turned their heads to see what had happened and _____.

WORD BANK:

Use the illustration and the word bank to fill in the missing words.

- recklessly
- collided
- gasp
- ignored
- treetops
- unison
- exasperated
- crossly

After filling in the blanks, look at the picture and write a sentence at the end describing what you think happened.

THE LIFETIME LEARNER

Hands-On Center:

Students read the passage and use words from the word bank to fill in the blanks as they read.

MONKEY CHALLENGE

All the baby monkeys were playing in the treetops one sunny afternoon. The monkey mothers were sitting below. They chatted as they kept a close eye on the kids. A game of tag was getting out of hand. The youngest were darting so fast their movements were a blur. They zigzagged between branches. The mothers worried the monkeys were behaving recklessly.

"Be careful!" the first mother said. Her voice was annoyed and exasperated.

"Watch your step!" the second mother added. One daring monkey performed a flip, causing her to gasp.

"Slow down!" the third mother said crossly. She knew her words were being ignored.

The kids paid no mind to their mothers' warnings. They were having too much fun to think about slowing down. The mothers shook their heads. Then, a shout rang out. It was followed by a loud noise: a crack, a rustle of leaves, and a thud. The mothers' all got quiet in unison. It was clear two monkeys had collided. The adults turned their heads to see what had happened and saw that the monkeys were hurt on the ground after not listening to their mothers' warnings.

THE LIFETIME LEARNER

No Prep Printable Worksheet!

HOW TO USE THIS:

Ideas for Implementation:

- pick and choose the centers you want to use: do what works best for your class!
- give less than 10 centers to students if you are short on time
- give students the whole day to complete all 10 centers/activities OR spread the room transformation out over a couple of days
- use the hands-on centers during your room transformation and the no-prep printables as a review during your reading block

PO + RHINO CHALLENGE

Illustrations: A rhino in a field, a hippo in a pond, and a rhino and hippo together.

Text:

...ls who live on land. ...odies to hippos, but ...on their snout. There ...s left in the world ...hunt and kill them for ...have 3 toes on each ...all day long. They live ...Asia.

A hippo mostly lives in the water. They are known for their aggressive attitudes and only come onto land at night to feed on grass. During the day, they spend their time under the water with their ears and nostrils above water. They can breathe and hear above water this way. This also protects their skin from the sun.

THE LIFETIME LEARNER

Rhinos

Illustration: A rhino.

The text reveals this animal is endangered due to poachers.

A.

Hippos

Illustration: A hippo.

The illustration shows the animal has sharp teeth.

C.

Both

Illustration: A landscape with a tree and a path.

The illustration shows the setting the animal prefers to live in.

D.

The illustration shows this animal prefers grass and vegetables.

J.

The illustration shows this animal likes to eat leaves.

G.

PRINT & DIGITAL



Print & Go



Google Slides


There is a digital version of the
no-prep printables!

The no prep printable questions are **100% editable!**

Name: _____

ELEPHANT CHALLENGE


1. Using the story and the illustration, what do you think the weather is like where the story takes place? A. Hot and stormy B. Rainy and cold C. Dry and hot D. Cold and snowy	2. What predator is seen in the illustration that is not mentioned in the passage? A. Vultures B. Lions C. Elephants D. Tigers	3. According to the passage and the illustration, who protects the baby elephants? A. The younger elephants B. The lions and crocodiles C. The predators D. The older elephants	4. According to the illustration, what do the trees offer the elephants that is not mentioned in the text? A. Food B. Shade C. Nutrition D. Apples
5. According to the illustration, where do you think this story takes place? A. A jungle B. An African savannah C. A zoo D. A farm	6. What is mentioned in the text but is not shown in the illustration? A. The herd is careful to stay away from predators. B. There is plenty of water for everyone. C. It's fun meeting new animals and making new friends. D. None of the above.	7. What is shown in the illustration but not mentioned in the text? A. A mother feeds her baby dinner. B. The baby stays close to her mother. C. Another small elephant is in danger and is away from the herd by a crocodile. D. The herd protects each other.	8. What is shown in BOTH the text and the illustration? A. The herd stays together in a group. B. There is plenty of water for everyone. C. A mother feeds her baby leaves. D. All of the above.

Write A, B, C, or D in each box.  THE LIFETIME LEARNER

Name: _____

ELEPHANT CHALLENGE


1. Using the story and the illustration, what do you think the weather is like where the story takes place? A. Hot and stormy B. Rainy and cold C. Dry and hot D. Cold and snowy	2. What predator is seen in the illustration that is not mentioned in the passage? A. Vultures B. Lions C. Elephants D. Tigers	3. According to the passage and the illustration, who protects the baby elephants? A. The younger elephants B. The lions and crocodiles C. The predators D. The older elephants	4. According to the illustration, what do the trees offer the elephants that is not mentioned in the text? A. Food B. Shade C. Nutrition D. Apples
5. According to the illustration, where do you think this story takes place? A. A jungle B. An African savannah C. A zoo D. A farm	6. What is mentioned in the text but is not shown in the illustration? A. The herd is careful to stay away from predators. B. There is plenty of water for everyone. C. It's fun meeting new animals and making new friends. D. None of the above.	7. What is shown in the illustration but not mentioned in the text? A. A mother feeds her baby dinner. B. The baby stays close to her mother. C. Another small elephant is in danger and is away from the herd by a crocodile. D. The herd protects each other.	8. What is shown in BOTH the text and the illustration? A. The herd stays together in a group. B. There is plenty of water for everyone. C. A mother feeds her baby leaves. D. All of the above.

Write A, B, C, or D in each box.  THE LIFETIME LEARNER

edit any question!

Name: _____

Center #1

	Type here Type here Type here Type here Type here Type here Type here Type here Type here Type here Type here Type here
---	--

Name: _____ THE LIFETIME LEARNER

10 Pre-Made Centers
(Print & Go)

10 Pre-Made Centers:
Editable Version


10 Blank Centers
To Add Your Own Content

3 Versions Included


WHAT'S INCLUDED?



10 Color & B/W Posters




Recording Sheets




10 Hands On Centers



10 No Prep Printables



2 Versions of Passages & Activities



Printable Hats



Name Tags



Coloring Page



Folder Insert



Decor Posters

keep scrolling to see more!


WHAT'S INCLUDED?



Welcome Slide




Editable Versions



Banner



Certificate




Shopping Guide



Admission Tickets



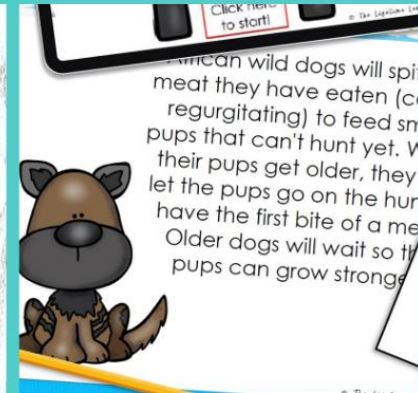
Digital Version



Answer Keys



QR Codes



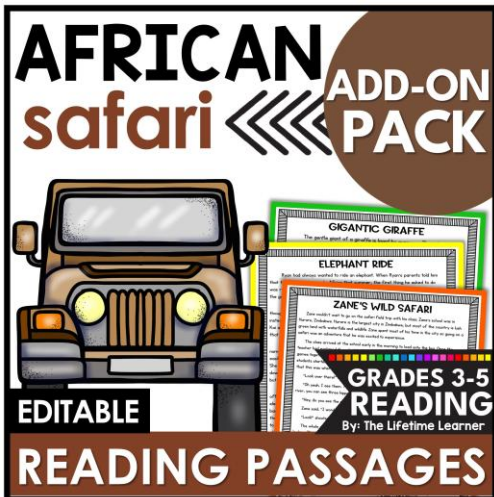
Fun Facts

jam-packed with fun, rigor, and engagement!

other resources this pairs well with:

Add in even more reading passages with an add-on pack!

Or, mix some math into your themed learning day!



AFRICAN safari ADD-ON PACK

EDITABLE READING PASSAGES

GRADES 3-5 READING

By: The Lifetime Learner

Includes: GIGANTIC GRAFFE, ELEPHANT RIDE, ZANE'S WILD SAFARI



AFRICAN safari area & perimeter

EDITABLE ROOM TRANSFORMATION

3RD GRADE MATH

By: The Lifetime Learner

3.MD.5-8



AFRICAN safari area and perimeter

EDITABLE ROOM TRANSFORMATION

4TH GRADE MATH

By: The Lifetime Learner

4.MD.3



AFRICAN safari math review

EDITABLE ROOM TRANSFORMATION

5TH GRADE MATH

By: The Lifetime Learner

5.MD.1-5
5.G.1-4



reading **MEGA BUNDLE**

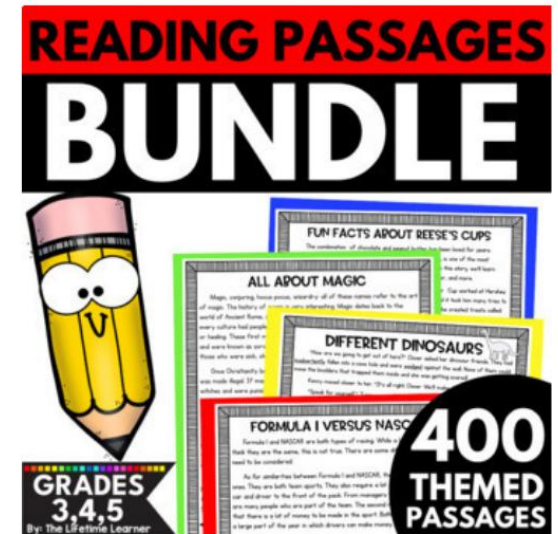
CLASSROOM TRANSFORMATIONS

40 THEME DAYS! GRADES 3-5

THE LIFETIME LEARNER

Includes: WEATHER, FALL, SCIENCE, CIRCUS, SPACE, COFFEE, REALTOR, PILOT, FARMER, ATHLETE, RESTAURANT, PIRATE, ROYALTY, BARBECUE, PARTY, BROCKERY, ROCK STAR, SURGERY, AFRICAN, ICE CREAM, ARTIST, MASCOT, RACE CAR, BOOY

When you purchase a Mega Bundle, you save 50% off the price of the individual resources!



READING PASSAGES **BUNDLE**

400 THEMED PASSAGES

GRADES 3,4,5

By: The Lifetime Learner

Includes: FUN FACTS ABOUT REESE'S CUPS, ALL ABOUT MAGIC, DIFFERENT DINOSAURS, FORMULA I VERSUS NASCAR

Add On Pack Bundle!

classroom transformations

low prep, fun, and engaging!



1st grade math



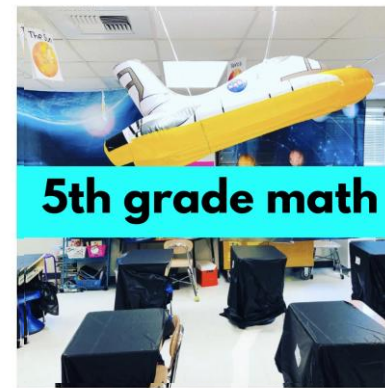
2nd grade math



3rd grade math



4th grade math



5th grade math



kindergarten math

K-5 MATH & READING



kindergarten reading



1st grade reading



2nd grade reading



GR 3-5 reading comprehension



3-5 reading add-on packs



alphabet letters

THE LIFETIME LEARNER'S CLASSROOM TRANSFORMATIONS ARE:

1. Engaging to Students
2. Classroom Tested (and Student-Approved)
3. Print and Digital Compatible
4. Jam-Packed with Content
5. Aligned to Reading Standards
6. Easy to Implement
7. Flexible for Every Classroom
8. Versatile Ways to Reward Students
9. Rigorous Student Learning Activities

All content is included so you can simply **print**
and get ready for an **AMAZING** experience
with your students!



Please Note:

- **There are 10 reading challenges provided as well as décor, a fast finisher activity, and additional extras.**
- **The digital version is provided in Google Slides.**
- **Nervous about trying your first room transformation? You'll be hooked once you try one! I promise!**
- **Feel free to contact me if you have questions or want to chat about room transformations. You can email me at lindsaythelifetimelearner@gmail.com**