

WHAT IS THIS?

It's a low-prep room transformation!



Use the 10 math challenges, included decor, and more for a fun & easy room transformation!



Simply print the academic challenges, put up a few included decor items, and you're ready for a great day!

Room transformations can be stress-free and low-prep.

Keep scrolling to learn how!



Let's start with the basics...

What is a classroom transformation?

A classroom transformation changes your room into a certain setting or theme to engage students in their own learning with rigorous content.



Donut Shop Day



Rock Star Day



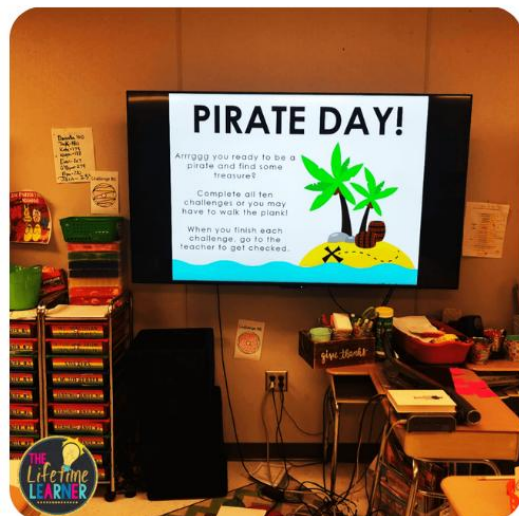
Camping Day

You don't have to spend hours of your time setting up a room transformation or spend lots of money to make it **SO MUCH FUN!**

STEP 1:

Tell your class they are pirates today!

They will practice comparing fractions in activities set up around the room. You can do this for a day, a few days, or over the course of a week!



Set-up is quick and easy.

Simply print the posters, 10 activities, and a recording sheet for each student. Place them around your room and you're ready to begin!

Flexibility is key.

Need to modify? No problem! Choose how many centers students will need to complete and what time frame they have to meet YOUR needs.



STEP 2:

Let students move around the room and complete each center. They can be completed in any order. All centers include practicing comparing fractions.



Optional Recording Sheet

When a student finishes a center, you sign that spot on their recording sheet to keep track of what they've completed.

Freedom to choose.

Students can work in partners, rotations, groups, or independently. Your choice!

The collage features a treasure map titled "'s Treasure Map" with a compass rose and various landmarks. Below it is a worksheet titled "SHARK CHALLENGE" with a grid of fraction comparison problems. The problems are:

$\frac{1}{1}$		$\frac{1}{8}$	$\frac{4}{8}$		$\frac{7}{8}$
$\frac{6}{8}$		$\frac{3}{8}$	$\frac{2}{3}$		$\frac{2}{4}$
$\frac{1}{6}$		$\frac{6}{6}$	$\frac{3}{6}$		$\frac{3}{3}$
$\frac{2}{8}$		$\frac{1}{2}$	$\frac{2}{2}$		$\frac{2}{6}$
$\frac{5}{6}$		$\frac{4}{6}$	$\frac{1}{4}$		$\frac{1}{3}$

Decorative elements include colorful arrows in the top right and a blue cartoon character with a pink paperclip in the bottom left.

STEP 3:

When students finish all activities you've assigned, they win! You can give them the included certificate, coloring page, or a small prize of your choice.

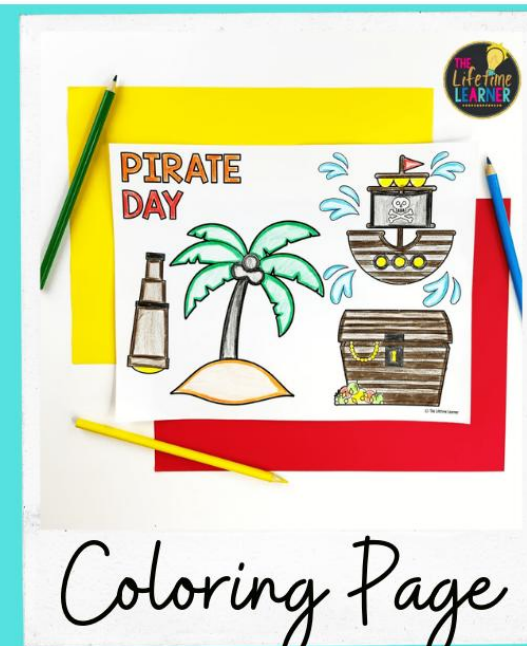
A shopping guide is also included to give you suggestions of optional "extras" you could add in.

Remember:

Anything different from a "normal" day in the classroom is special to students! A reward at the end isn't required during a classroom transformation.



Certificate



Coloring Page



In Action Pic



Prize

STEP 4:

Most of the time, there are early finishers. These kiddos get to go around the room and read fun facts about the topic! No one is ever bored.

Choose from 3 versions!

Digital Scavenger Hunt

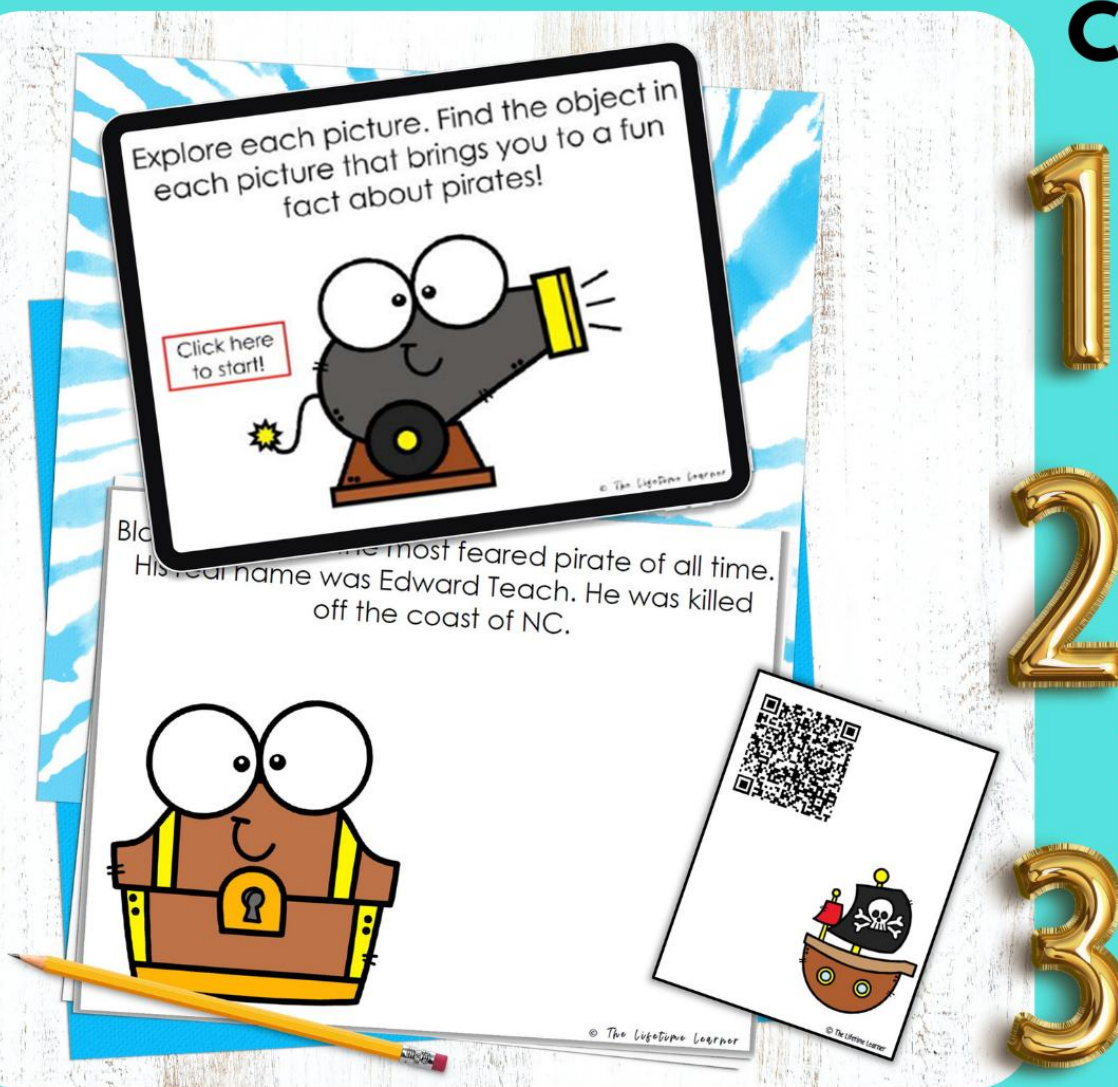
Let students "find" the facts on Google Slides

Printable Facts

Hang facts around room

QR Codes

Students scan to read fun facts













THE CONTENT:

10 themed math challenges aligned to math standards

SHARK CHALLENGE

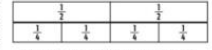
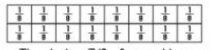
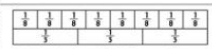

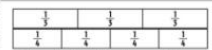
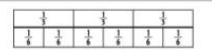
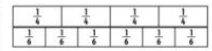
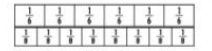
Uh oh! Looks like sharks are in the water! Compare each of the fractions below. Circle the shark that goes with each set of fractions.

$\frac{1}{1}$		$\frac{1}{8}$	$\frac{4}{8}$		$\frac{7}{8}$
$\frac{6}{8}$		$\frac{3}{8}$	$\frac{2}{3}$		$\frac{2}{4}$
$\frac{1}{6}$		$\frac{6}{6}$	$\frac{3}{6}$		$\frac{3}{3}$
$\frac{2}{8}$		$\frac{1}{2}$	$\frac{2}{2}$		$\frac{2}{6}$
$\frac{5}{6}$		$\frac{4}{6}$	$\frac{1}{4}$		$\frac{1}{3}$

SHIP CHALLENGE

















The first fraction below shows how long the plank is. The second fraction shows how far you walked.

Write YES if you walked off the plank. Write NO if you are safe and didn't walk far enough to fall off the plank!

 The plank is $\frac{2}{2}$ of a yard long. You walk $\frac{3}{4}$ of a yard.	 The plank is $\frac{7}{8}$ of a yard long. You walk $\frac{6}{8}$ of a yard.
 The plank is $\frac{5}{8}$ of a yard long. You walk $\frac{2}{3}$ of a yard.	 The plank is $\frac{1}{2}$ of a yard long. You walk $\frac{2}{3}$ of a yard.
 The plank is $\frac{1}{3}$ of a yard long. You walk $\frac{3}{4}$ of a yard.	 The plank is $\frac{2}{3}$ of a yard long. You walk $\frac{5}{6}$ of a yard.
 The plank is $\frac{3}{4}$ of a yard long. You walk $\frac{3}{6}$ of a yard.	 The plank is $\frac{5}{6}$ of a yard long. You walk $\frac{5}{8}$ of a yard.

BOTTLE CHALLENGE


You find a lot of messages in bottles floating around the sea as a pirate! However, due to the maps being old and destroyed by water, some maps are easier to read than others. Shade in the fraction of each map that is readable. Then circle the map that has a bigger fraction of readable parts to help you on your journey! You can also use common numerator and common denominator to help you!

 $\frac{2}{5}$	 $\frac{2}{7}$	 $\frac{3}{4}$	 $\frac{2}{4}$
 $\frac{4}{6}$	 $\frac{4}{8}$	 $\frac{1}{3}$	 $\frac{2}{3}$
 $\frac{1}{1}$	 $\frac{1}{7}$	 $\frac{1}{2}$	 $\frac{1}{4}$
 $\frac{5}{7}$	 $\frac{5}{8}$	 $\frac{3}{8}$	 $\frac{6}{8}$

HOW TO USE THIS:

Ideas for Implementation:

- pick and choose the centers you want to use: do what works best for your class!
- you can have students work individually, in partners, or small groups--any way works!
- give students 1-2 hours to complete all 10 activities
- give less than 10 challenges to students if you are short on time
- OR spread the room transformation out over a couple of days



Every activity relates to real-life mathematics!

SHARK CHALLENGE

Uh oh! Looks like sharks are in the water! Compare each of the sets of fractions. Circle the shark that goes with each set of fractions.

1  1 

SHIP CHALLENGE

The first fraction below shows how long the plank is. The second fraction shows how far you walked.

Write YES if you walked off the plank. Write NO if you did not.

WATERFALL CHALLENGE

The pirates on your ship are all arguing. They want to go get the waterfall but they aren't sure which route to choose.

Route 1 will take $\frac{1}{8}$ of a mile to get to the waterfall.

CANNON CHALLENGE

The number lines below show how far you shot the cannon on each of five different days. Plot each of the following fractions on the map. Then, compare each of the fraction below.

- Day 1: Your cannon ball went $\frac{2}{2}$ of a mile.
- Day 2: Your cannon ball went $\frac{1}{3}$ of a mile.
- Day 3: Your cannon ball went $\frac{3}{4}$ of a mile.
- Day 4: Your cannon ball went $\frac{3}{6}$ of a mile.
- Day 5: Your cannon ball went $\frac{6}{8}$ of a mile.

TREASURE CHALLENGE

Shade in how full your treasure chest is. Then, write the fractions in order from least to greatest. You can see how much gold you have!

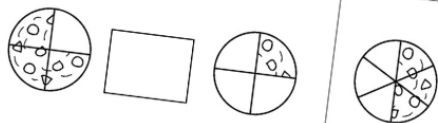
ISLAND CHALLENGE

Plot the distance while you're on your pirate boat, that means there's another island. Then, write the fractions in order from least to greatest. You can see how much gold you have!

$\frac{2}{8}$ of the treasure.
 $\frac{1}{2}$ of the treasure.
 $\frac{1}{4}$ of the treasure.

PARROT CHALLENGE

Polly wants a COOKIE! Your parrot on the pirate ships is always looking to sneak just one more bite! Help her out by choosing the correct symbol to compare each set of cookies using $>$, $<$, or $=$.

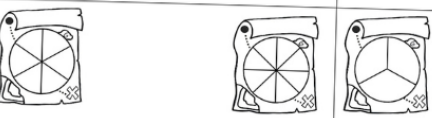


BOTTLE CHALLENGE

You find a lot of messages in bottles traveling around the sea as a pirate! However, due to the maps being old and destroyed by water, some maps are easier to read than others. Shade in the fraction of each map that is readable. Then circle the map that has a bigger fraction of readable parts to help you on your journey! You can also use common numerator and common denominator to help you!



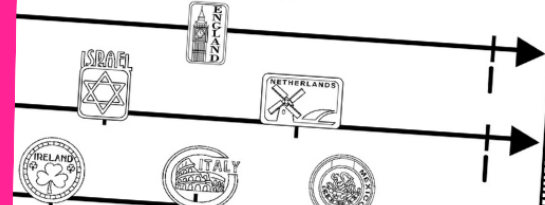
$\frac{2}{5}$ $\frac{2}{7}$ $\frac{3}{4}$



$\frac{4}{6}$ $\frac{4}{8}$ $\frac{1}{2}$

COMPASS CHALLENGE

Plot the distance over the ocean to pick up your booty as a pirate! First, label the number line. Then, answer the questions below and write a sentence to show which fraction is greater.



**focuses on:
comparing fractions**

Polly wants a COOKIE! Your parrot on the pirate ships LOVES cookies and is always looking to sneak just one more bite! Help her out by filling in the correct symbol to compare each set of cookies using $<$, $>$, or $=$.

The pirates on your ship are all arguing. They want to go get some freshwater at the water fall but they aren't sure which route to choose.

If you sail on Route #1, it will take $1/8$ of a mile to get to the water fall.

If you sail on Route #2, it will take $1/6$ of a mile to get there.

Rip the Pirate says you should take Route 2 because 6 is smaller than 8.

Using the number lines below, look to see if Rip is right or wrong. If he is wrong, explain why using your knowledge of comparing fractions.

Was Rip the Pirate right or wrong? Explain why in complete sentences.

Students should plot $1/8$ and $1/6$ on the number lines above. Once they do that, they should explain here that Rip was wrong because $1/8$ is closer to 0 than $1/6$. The increments/hops between each eighth are smaller than the hops/increments between sixths. The $1/8$ route is shorter than the $1/6$

You find a lot of messages in bottles traveling around the sea as a pirate.

Circle the map that has a bigger fraction of readable parts to help you on your journey.

You can also use common numerator and common denominator to help you.

You find LOTS of treasure on your travels as a pirate. Put the fractions in order from least to greatest so you can see how much gold you have!

Least to greatest:

1.	2.	3.	4.	5.	6.
$\frac{1}{8}$	$\frac{1}{7}$	$\frac{1}{6}$	$\frac{1}{5}$	$\frac{1}{4}$	$\frac{1}{3}$
7.	8.	9.	10.	11.	12.

Digital Version: Google Slides

Questions are 100% editable!

CANNON CHALLENGE
The number lines below show how far you shot the cannon on each of five different days. Plot each of the following fractions on the map. Then, compare each of the fractions below.

Day 1: Your cannon ball went $\frac{2}{2}$ of a mile.
Day 2: Your cannon ball went $\frac{1}{3}$ of a mile.
Day 3: Your cannon ball went $\frac{3}{4}$ of a mile.
Day 4: Your cannon ball went $\frac{3}{6}$ of a mile.
Day 5: Your cannon ball went $\frac{6}{8}$ of a mile.

Compare how far the cannon ball went on Day 1 to Day 2. Write a comparison equation to show which day the cannon ball went further.
 $\frac{2}{2} > \frac{1}{3}$

On which two days did the cannon ball go the same distance? Write the fractions.
Day 3 & 5
 $\frac{3}{4} = \frac{3}{6}$

Compare how far the cannon ball went on Day 3 to Day 4. Write a comparison equation to show which day the cannon ball went further.
 $\frac{3}{4} > \frac{3}{6}$

Compare how far the cannon ball went on Day 3 to Day 5. Write a comparison equation to show which day the cannon ball went further.
 $\frac{3}{4} > \frac{6}{8}$

10 Pre-Made
Challenges:
Print & Go

CANNON CHALLENGE
The number lines below show how far you shot the cannon on each of five different days. Plot each of the following fractions on the map. Then, compare each of the fraction below.

Day 1: Your cannon ball went $\frac{2}{2}$ of a mile.
Day 2: Your cannon ball went $\frac{1}{3}$ of a mile.
Day 3: Your cannon ball went $\frac{3}{4}$ of a mile.
Day 4: Your cannon ball went $\frac{3}{6}$ of a mile.
Day 5: Your cannon ball went $\frac{6}{8}$ of a mile.

Compare how far the cannon ball went on Day 1 to Day 2. Write a comparison equation to show which day the cannon ball went further.

On which two days did the cannon ball go the same distance? Write the fractions.

Compare how far the cannon ball went on Day 3 to Day 4. Write a comparison equation to show which day the cannon ball went further.

Compare how far the cannon ball went on Day 3 to Day 5. Write a comparison equation to show which day the cannon ball went further.
 $\frac{3}{4} > \frac{6}{8}$

10 Pre-Made
Challenges:
Editable Version

CANNON CHALLENGE
The number lines below show how far you shot the cannon on each of five different days. Plot each of the following fractions on the map. Then, compare each of the fraction below.

Day 1: Your cannon ball went $\frac{2}{2}$ of a mile.
Day 2: Your cannon ball went $\frac{1}{3}$ of a mile.
Day 3: Your cannon ball went $\frac{3}{4}$ of a mile.
Day 4: Your cannon ball went $\frac{3}{6}$ of a mile.
Day 5: Your cannon ball went $\frac{6}{8}$ of a mile.

Compare how far the cannon ball went on Day 1 to Day 2. Write a comparison equation to show which day the cannon ball went further.

On which two days did the cannon ball go the same distance? Write the fractions.

Compare how far the cannon ball went on Day 3 to Day 4. Write a comparison equation to show which day the cannon ball went further.

Compare how far the cannon ball went on Day 3 to Day 5. Write a comparison equation to show which day the cannon ball went further.

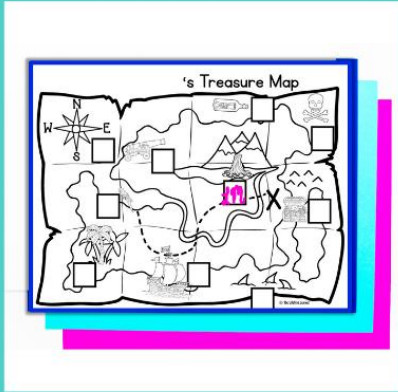
10 Blank Challenges
To Add Your Own
Content

3 Versions Included

WHAT'S INCLUDED?




10 Color & B/W Posters



Recording Sheets



Blog Post Ideas



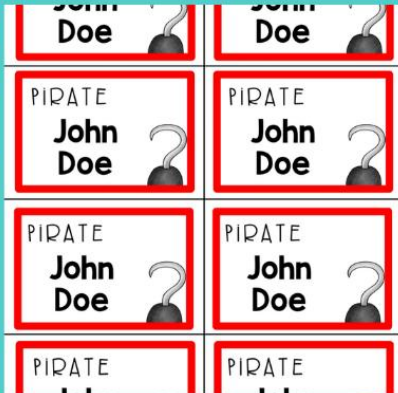
Teacher Guide



Door Decor



Printable Hats



Name Tags



Coloring Page




Folder Insert



Decor Posters

keep scrolling to see more!


WHAT'S INCLUDED?



Welcome Slide



Editable Versions



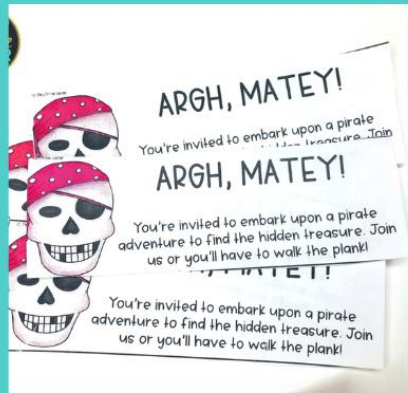
Banner



Certificate



Shopping Guide



Admission Tickets



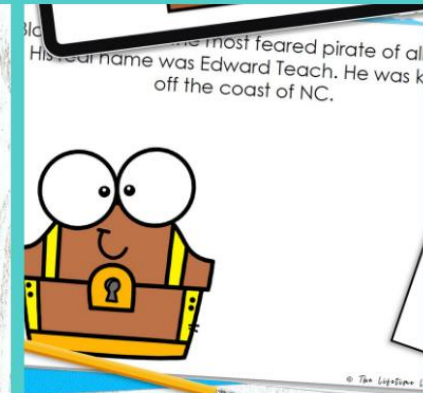
Digital Version



Answer Keys



QR Codes




Fun Facts

jam-packed with fun, rigor, and engagement!

other resources this pairs well with:

Differentiate by grabbing math for multiple grade levels!


Or, add in some reading to your themed learning day!



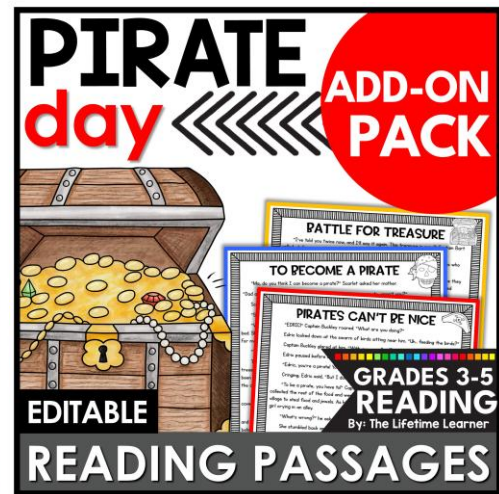
PIRATE day math review
2.NBT.1-9
EDITABLE
ROOM TRANSFORMATION
2ND GRADE MATH
By: The Lifetime Learner



PIRATE day compare fractions
4.NF.2
EDITABLE
ROOM TRANSFORMATION
4TH GRADE MATH
By: The Lifetime Learner



PIRATE day ELA nonfiction review
EDITABLE
ROOM TRANSFORMATION
GRADES 3-5 READING
By: The Lifetime Learner



PIRATE day ADD-ON PACK
EDITABLE
READING PASSAGES
GRADES 3-5 READING
By: The Lifetime Learner



math MEGA BUNDLE
CLASSROOM TRANSFORMATIONS
40 THEME DAYS!
THE LIFETIME LEARNER
3RD GRADE

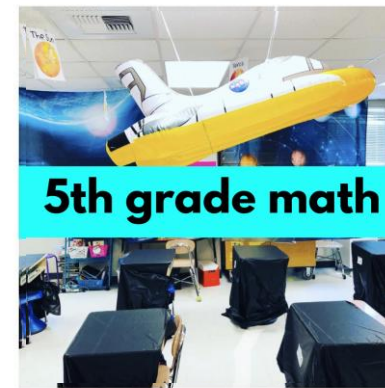
When you purchase a Mega Bundle, you save 50% off the price of the individual resources!



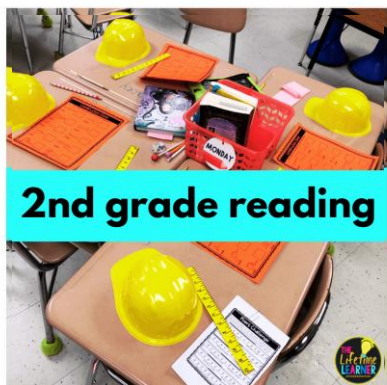
reading MEGA BUNDLE
CLASSROOM TRANSFORMATIONS
40 THEME DAYS!
THE LIFETIME LEARNER
GRADES 3-5

classroom transformations

low prep, fun, and engaging!



K-5 MATH & READING



THE LIFETIME LEARNER'S CLASSROOM TRANSFORMATIONS ARE:

1. Engaging to Students
2. Classroom Tested (and Student-Approved)
3. Print and Digital Compatible
4. Jam-Packed with Content
5. Aligned to Math Standards
6. Easy to Implement
7. Flexible for Every Classroom
8. Versatile Ways to Reward Students
9. Rigorous Student Learning Activities

All content is included so you can simply **print**
and get ready for an **AMAZING** experience
with your students!



Please Note:

- **There are 10 math challenges provided as well as décor, a fast finisher activity, and additional extras.**
- **The digital version is provided in Google Slides.**
- **Nervous about trying your first room transformation? You'll be hooked once you try one! I promise!**
- **Feel free to contact me if you have questions or want to chat about room transformations. You can email me at lindsaythelifetimelearner@gmail.com**