


# WHAT IS THIS?

It's a low-prep room transformation!



Use the 10 math challenges, included decor, and more for a fun & easy room transformation!



Simply print the academic challenges, put up a few included decor items, and you're ready for a great day!

Room transformations can be stress-free and low-prep.

Keep scrolling to learn how!



# Let's start with the basics...

## What is a classroom transformation?

A classroom transformation changes your room into a certain setting or theme to engage students in their own learning with rigorous content.



Donut Shop Day



Rock Star Day



Camping Day

You don't have to spend hours of your time setting up a room transformation or spend lots of money to make it **SO MUCH FUN!**

# STEP 1:



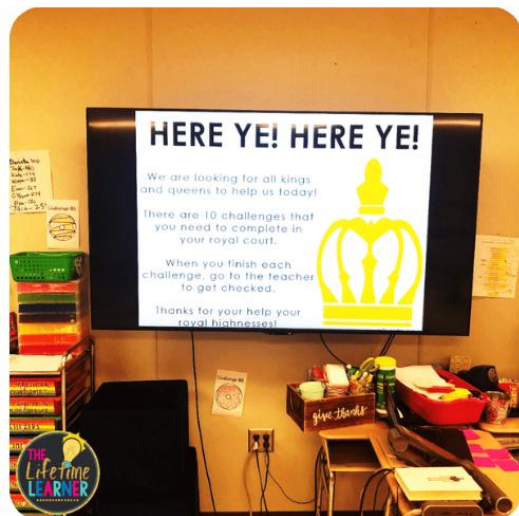
Tell your class they are royalty today!

They will practice telling time to the minute in activities set up around the room. You can do this for a day, a few days, or over the course of a week!



Set-up is quick and easy.

Simply print the posters, 10 activities, and a recording sheet for each student. Place them around your room and you're ready to begin!



Flexibility is key.

Need to modify? No problem!  
Choose how many centers students will need to complete and what time frame they have to meet YOUR needs.



# STEP 2:

Let students move around the room and complete each center. They can be completed in any order. All centers include practicing telling time to the minute.

## Optional Recording Sheet

When a student finishes a center, you sign that spot on their recording sheet to keep track of what they've completed.

## Freedom to choose.

Students can work in partners, rotations, groups, or independently. Your choice!



# STEP 3:

When students finish all activities you've assigned, they win! You can give them the included certificate, coloring page, or a small prize of your choice.

A shopping guide is also included to give you suggestions of optional "extras" you could add in.

## Remember:


Anything different from a "normal" day in the classroom is special to students! A reward at the end isn't required during a classroom transformation.



Certificate



Coloring Page



In Action Pic



Prize

# STEP 4:

Most of the time, there are early finishers. These kiddos get to go around the room and read fun facts about the topic! No one is ever bored.

**Choose from 3 versions!**

## Digital Scavenger Hunt

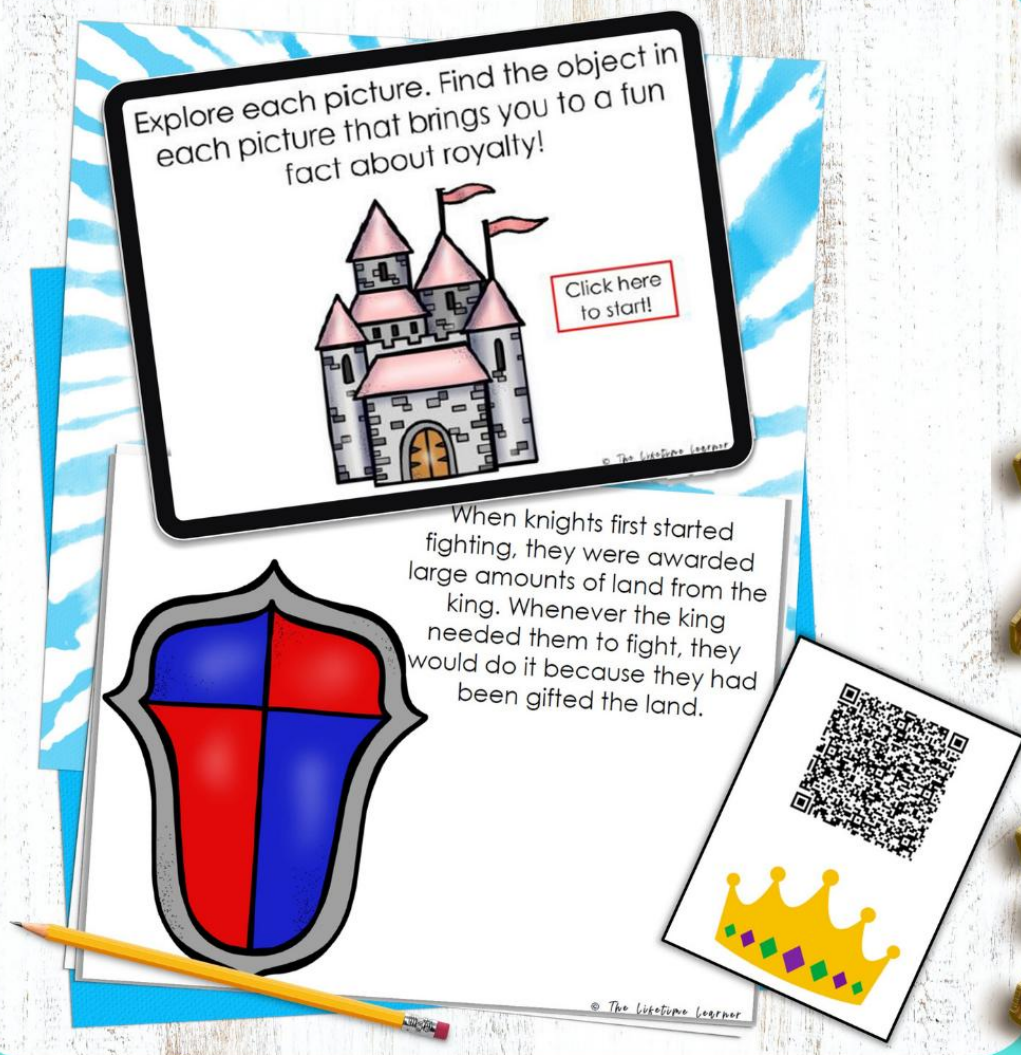
*Let students "find" the facts on Google Slides*

## Printable Facts

*Hang facts around room*

## QR Codes

*Students scan to read fun facts*



1

2







3


# THE CONTENT:

## 10 themed math challenges aligned to math standards

### BEDROOM CHALLENGE

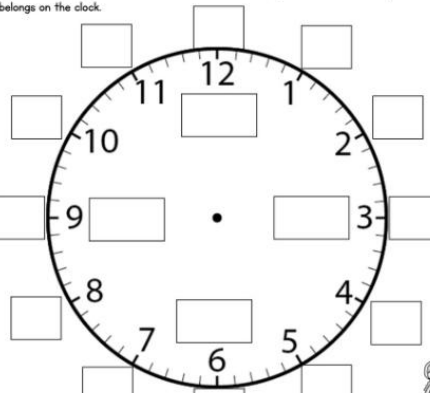
When you live in a royal palace, you have to get up early to get everything done. Tell what time you complete each task on the clocks below.

 Wake Up	 Get Dressed
 Brush Teeth	 Floss
 Brush Hair	 Leave Room




### LUNCH CHALLENGE


Cut on the line below and cut out each label below and glue it on the correct spot it belongs on the clock.











:40	:05	:20	:55	:30	:10	Quarter after	Quarter til
:15	:50	:35	:00	:45	:25	Half past	O'clock



### QUEEN CHALLENGE



You see the queen around the palace. She tells you that she's pretty busy and lists her schedule. Color the clocks based on what she says.

 I greet guests to the kingdom at 9:00. Color that clock red.	 I eat lunch each day exactly at midday. Color that clock orange.
 I eat breakfast at 7 in the morning. Color that clock yellow.	 I meet with important ambassadors from around the world at 4:00. Color that clock green.
 I talk with my husband, the king, at 8 every night. Color that clock blue.	 I wake up each day at 6. Color that clock purple.
 I got to bed at 11:00 at night. Color that clock pink.	 I am in business meetings at 10:00 each day. Color that clock brown.


# HOW TO USE THIS:

## Ideas for Implementation:

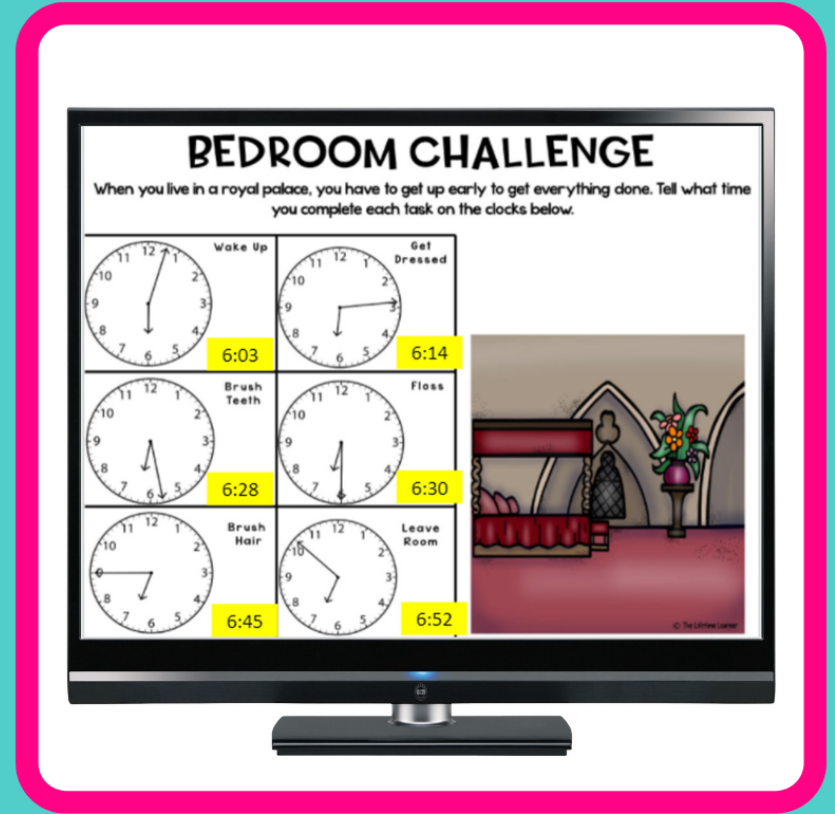
- pick and choose the centers you want to use: do what works best for your class!
- you can have students work individually, in partners, or small groups--any way works!
- give students 1-2 hours to complete all 10 activities
- give less than 10 challenges to students if you are short on time
- OR spread the room transformation out over a couple of days



# PRINT & DIGITAL



Print & Go



Google Slides

Choose the format  
that works best for you!

# Every activity relates to real-life mathematics!

## SCHOOL CHALLENGE

Even member of the royal court have to go to school. Every day you're at school, you keep looking at the clock. Show how you look up on the clock.

## KNIGHT CHALLENGE

The knight guards different parts of the castle each day. Draw the hands on the clock correctly to show each time.

## NG CHALLENGE

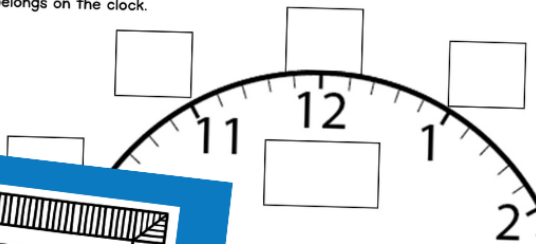
es a lot during his day. Tell what time he is doing each activity, to each day at midnight. What time is it? The king's dinner is served at quarter after six every day. What time is it?

## QUEEN CHALLENGE



## LUNCH CHALLENGE

Cut on the line below and cut out each label below and glue it on the correct spot it belongs on the clock.




## PASTURE CHALLENGE

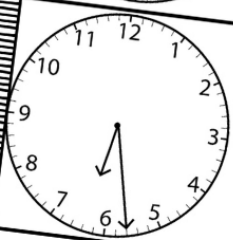
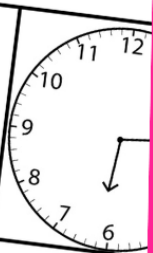
riding at a different time. Tell if you go riding AM or the PM.

## BEDROOM CHALLENGE

When you live in a royal palace, you have to get everything done. Tell what time you complete clocks below.



Wake Up



Brush Teeth




## PRINCE CHALLENGE

The prince shows you what time he does his daily activities. However, he isn't very good at telling time yet. Tell if he wrote the correct time or not. If not, write the correct time.



I wake up at 5:15 each morning.



I got to school at 8:05 each day.



I learn

## PRINCESS CHALLENGE





invite over only knows how to read digital clocks. Show her by matching each digital clock to each analog clock. Help bring each hour hand red and each minute hand blue.




**focuses on:**  
telling time  
to the minute

## BEDROOM CHALLENGE


When you live in a royal palace, you have to get up early to get everything done. Tell what time you complete each task on the clocks below.

 <p>Wake Up</p> <p>6:03</p>	 <p>Get Dressed</p> <p>6:14</p>
 <p>Brush Teeth</p> <p>6:28</p>	 <p>Floss</p> <p>6:30</p>




## LUNCH CHALLENGE

Help the woman making lunch put the times on the clock where they belong.



Labels to be placed on the clock face:

- :55
- :00
- :05
- :50
- o'clock
- :10
- :45
- quarter til
- quarter after
- :15





## PRINCESS CHALLENGE

The princess you invite over only knows how to read digital clocks. Show her the correct way by matching each digital clock to each analog clock.

Digital times to be matched:



- 2:05
- 5:20
- 11:25

Analog clocks to be matched:


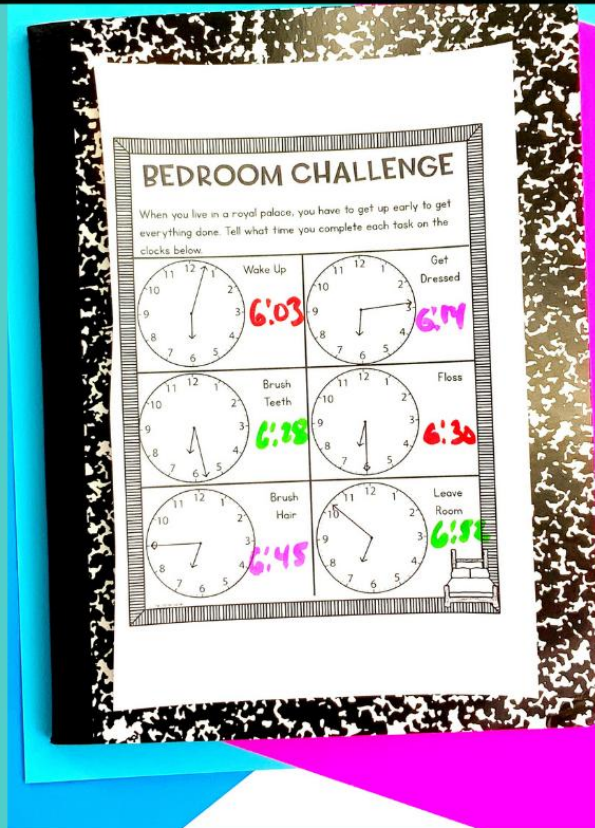
## PRINCE CHALLENGE

The prince shows you what time he does his daily activities. However, he isn't very good at telling time yet. Drag true or false over to each box. If it's false, also write the correct time.

 <p>I wake up at 5:5 each morning.</p> <p><b>False</b></p> <p>5:25</p>	 <p>I exercise at 7:05 each day.</p> <p><b>False</b></p> <p>5:07</p>	<p>True False</p>
 <p>I got to school at 8:05 each day.</p> <p><b>True</b></p> <p>8:05</p>	 <p>I learn a new language each day at 2:40.</p> <p><b>True</b></p> <p>2:40</p>	

# Digital Version: Google Slides

# Questions are 100% editable!



10 Pre-Made  
Challenges:  
Print & Go

10 Pre-Made  
Challenges:  
Editable Version


10 Blank Challenges  
To Add Your Own  
Content

# 3 Versions Included

# WHAT'S INCLUDED?




10 Color & B/W Posters



Recording Sheets



Blog Post Ideas



Teacher Guide



Door Decor



Printable Hats



Name Tags



Coloring Page



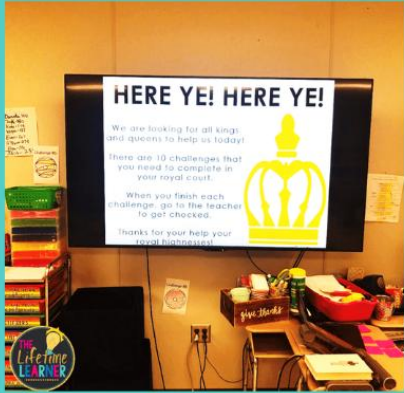
Folder Insert



Decor Posters

keep scrolling to see more!


# WHAT'S INCLUDED?



Welcome Slide



Editable Versions



Banner



Certificate




Shopping Guide



Admission Tickets



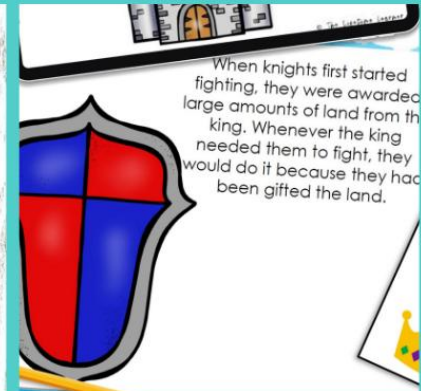
Digital Version



Answer Keys



QR Codes



Fun Facts

jam-packed with fun, rigor, and engagement!

# other resources this pairs well with:

Differentiate by grabbing math for multiple grade levels!

Or, add in some reading to your themed learning day!



**ROYALTY day** telling time TO THE 5 MINUTE 2.MD.7

EDITABLE ROOM TRANSFORMATION

2ND GRADE MATH By: The Lifetime Learner

This cover features a classroom scene with desks and chairs, decorated with yellow and green paper crowns. A red circle highlights the 'telling time' theme.



**ROYALTY day** compare decimals

EDITABLE ROOM TRANSFORMATION

4TH GRADE MATH By: The Lifetime Learner

This cover features a classroom scene with desks and chairs, decorated with yellow and green paper crowns. A red circle highlights the 'compare decimals' theme.



**ROYALTY day** figurative language

EDITABLE ROOM TRANSFORMATION

GRADES 3-5 READING By: The Lifetime Learner

This cover features a classroom scene with desks and chairs, decorated with yellow and green paper crowns. A black circle highlights the 'figurative language' theme.



**ROYALTY day** ADD-ON PACK

EDITABLE READING PASSAGES

GRADES 3-5 READING By: The Lifetime Learner

This cover features a pink castle illustration and several sample reading passages, including 'ROYAL DOGS', 'MOST FAMOUS FEMALE RULERS', and 'IMPORTANCE OF KNIGHTS'.



**math** MEGA BUNDLE

CLASSROOM TRANSFORMATIONS

40 THEME DAYS! THE LIFETIME LEARNER

3RD GRADE

This cover displays a grid of 40 small thumbnail images representing various classroom transformation themes.

When you purchase a Mega Bundle, you save 50% off the price of the individual resources!



**reading** MEGA BUNDLE

CLASSROOM TRANSFORMATIONS

40 THEME DAYS! THE LIFETIME LEARNER

GRADES 3-5

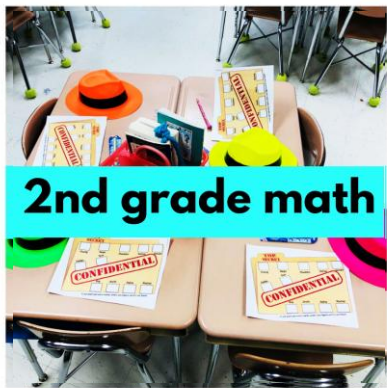
This cover displays a grid of 40 small thumbnail images representing various classroom transformation themes.

# classroom transformations

## low prep, fun, and engaging!



1st grade math



2nd grade math



3rd grade math



4th grade math



5th grade math



kindergarten math

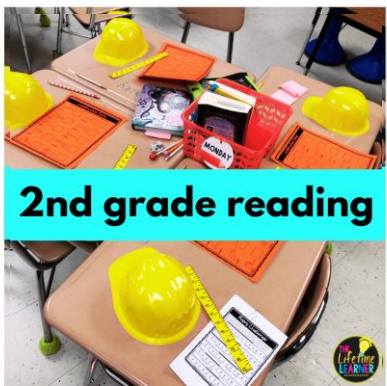
# K-5 MATH & READING



kindergarten reading



1st grade reading



2nd grade reading



GR 3-5 reading comprehension



3-5 reading add-on packs



alphabet letters

# THE LIFETIME LEARNER'S CLASSROOM TRANSFORMATIONS ARE:

1. Engaging to Students
2. Classroom Tested (and Student-Approved)
3. Print and Digital Compatible
4. Jam-Packed with Content
5. Aligned to Math Standards
6. Easy to Implement
7. Flexible for Every Classroom
8. Versatile Ways to Reward Students
9. Rigorous Student Learning Activities

**All content is included** so you can simply **print**  
**and get ready** for an **AMAZING** experience  
**with your students!**



# Please Note:

- **There are 10 math challenges provided as well as décor, a fast finisher activity, and additional extras.**
- **The digital version is provided in Google Slides.**
- **Nervous about trying your first room transformation? You'll be hooked once you try one! I promise!**
- **Feel free to contact me if you have questions or want to chat about room transformations. You can email me at [lindsaythelifetimelearner@gmail.com](mailto:lindsaythelifetimelearner@gmail.com)**