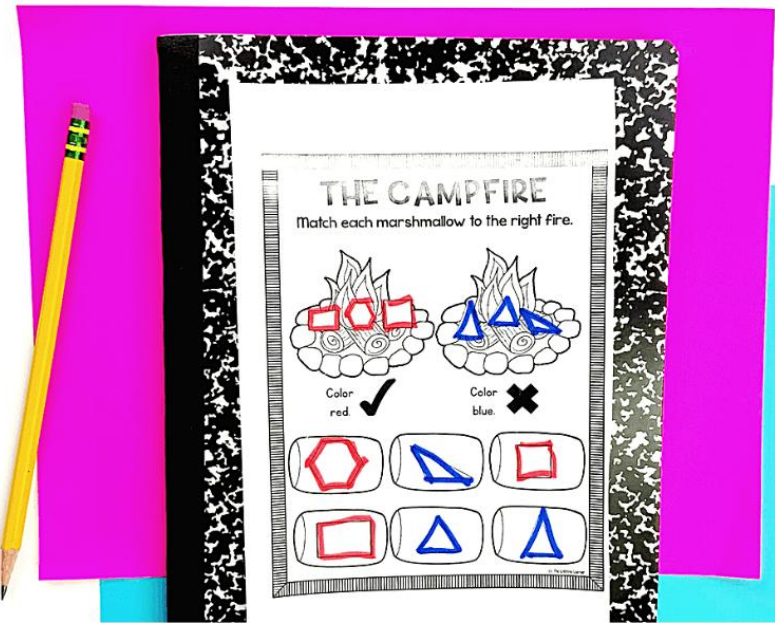


# WHAT IS THIS?

It's a low-prep room transformation!



Use the 10 math challenges, included decor, and more for a fun & easy room transformation!



Simply print the academic challenges, put up a few included decor items, and you're ready for a great day!

Room transformations can be stress-free and low-prep.

Keep scrolling to learn how!



# Let's start with the basics...

## What is a classroom transformation?

A classroom transformation changes your room into a certain setting or theme to engage students in their own learning with rigorous content.



Donut Shop Day



Rock Star Day



Camping Day

You don't have to spend hours of your time setting up a room transformation or spend lots of money to make it **SO MUCH FUN!**

# STEP 1:

Tell your class they are camping today!

They will practice geometry concepts and shapes in activities set up around the room. You can do this for a day, a few days, or over the course of a week!



Set-up is quick and easy.

Simply print the posters, 10 activities, and a recording sheet for each student. Place them around your room and you're ready to begin!



Flexibility is key.

Need to modify? No problem!  
Choose how many centers students will need to complete and what time frame they have to meet YOUR needs.



# STEP 2:

Let students move around the room and complete each center. They can be completed in any order. All centers include practice with geometry concepts and shapes.

## Optional Recording Sheet

When a student finishes a center, you sign that spot on their recording sheet to keep track of what they've completed.

## Freedom to choose.

Students can work in partners, rotations, groups, or independently. Your choice!



# STEP 3:

When students finish all activities you've assigned, they win! You can give them the included certificate, coloring page, or a small prize of your choice.


A shopping guide is also included to give you suggestions of optional "extras" you could add in.

## Remember:

Anything different from a "normal" day in the classroom is special to students! A reward at the end isn't required during a classroom transformation.



Certificate



Coloring Page



In Action Pic



Prize











# STEP 4:

Most of the time, there are early finishers. These kiddos get to go around the room and complete a write the room activity! No one is ever bored.

## How to Use

Name: \_\_\_\_\_

### FIND IT! WRITE IT!

A. 	F. 
B. 	G.  <b>compass</b>
C. 	H. 
D. 	I. 
E. 	J. 

THE LIFETIME LEARNER











E.  H.  **boots** **backpack**

Students write each word they find around the room.



## How to Use

Name: \_\_\_\_\_

### WRITE THE LETTER

Letter: 	Letter: 
C.  They sit by the fire.	
Letter: 	Letter: <b>C</b> 
Letter: 	Letter: 
Letter: 	Letter: 

THE LIFETIME LEARNER

B.  There is a  I. You can not see his head! play a song?

Students find each card and write the correct letter on their recording sheet.

Version 1:  
Words

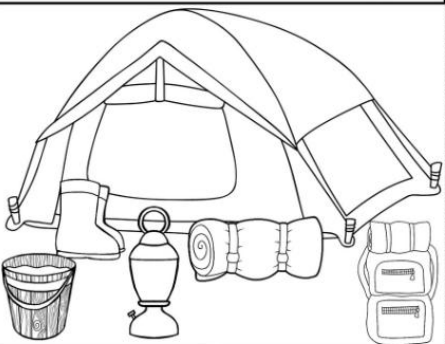
Choose between  
2 versions!


Version 2:  
Read Sentences


# THE CONTENT:


10 themed math challenges  
aligned to math standards


### THE SLEEPING BAG



1. What is above the  ?



















2. What is the  between? Choose 2.



© The Little Learner

### THE LEAF


If true, color the leaf RED.  
If false, color the leaf BLUE

 Both are squares. 	 Both are trapezoids. 
 Both are triangles. 	 Both are ovals. 
 Both are rectangles. 	 Both are hearts. 
 Both are circles. 	 Both are hexagons. 

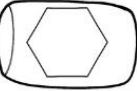





© The Little Learner

### THE CAMPFIRE

Match each marshmallow to the right fire.



Color red. ✓      Color blue. ✗

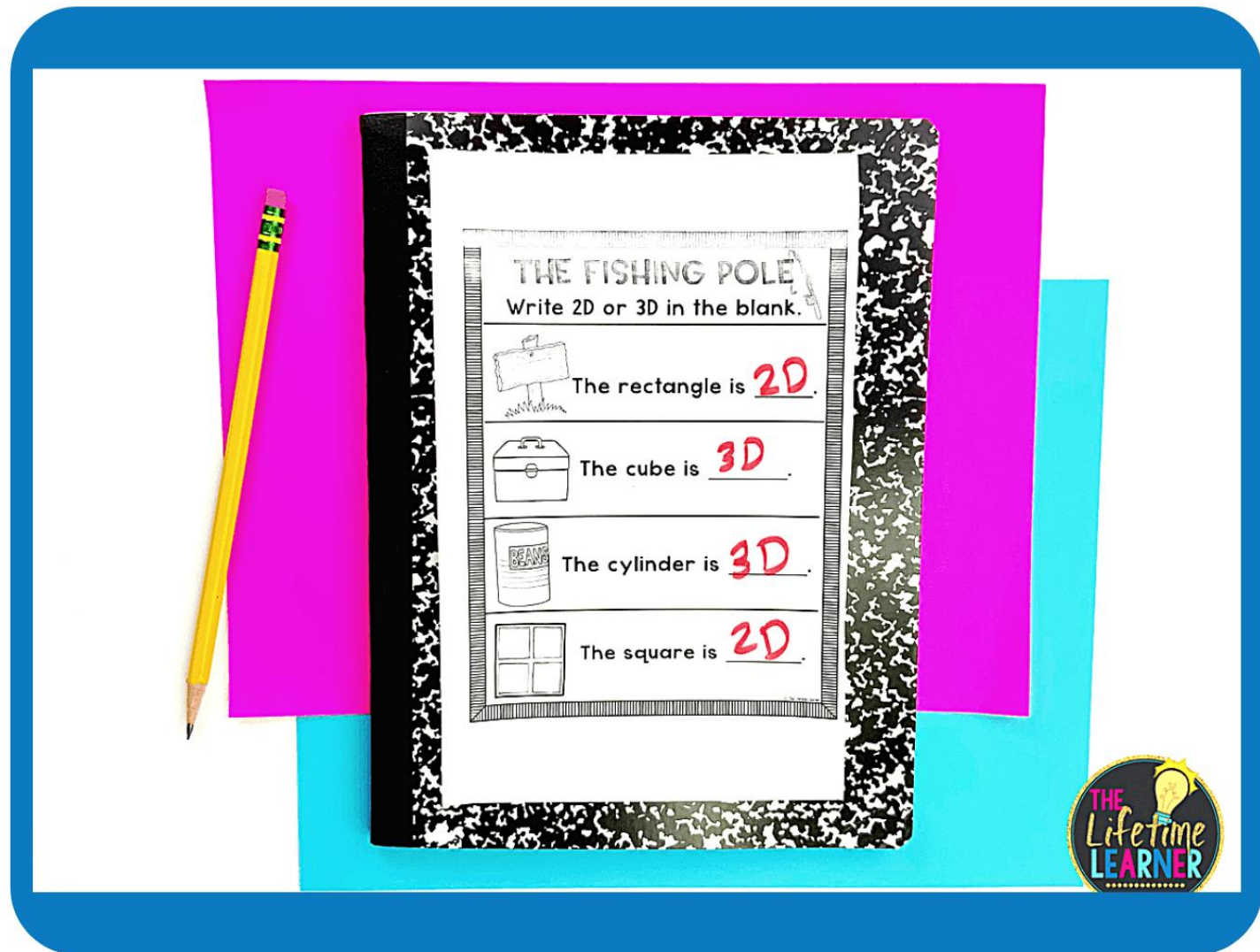
		
		

© The Little Learner

# HOW TO USE THIS:

## Ideas for Implementation:


- pick and choose the centers you want to use: do what works best for your class!
- you can have students work individually, in partners, or small groups--any way works!
- give students 1-2 hours to complete all 10 activities
- give less than 10 challenges to students if you are short on time
- OR spread the room transformation out over a couple of days



# PRINT & DIGITAL



Print & Go



Google Slides

Choose the format  
that works best for you!

# Every activity relates to real-life mathematics!

**THE FISHING POLE**  
Write 2D or 3D in the blank space.

**THE LEAF**  
If true, color the leaf RED.  
If false, color the leaf BLUE.  
Both are squares. Both are trapezoids.

**THE TENT**  
Make a trapezoid. Use 2 triangles and a circle.

**THE HAT**  
Match each tent to the right hat.

**MARSHMALLOW ROAST**  
Put a sad face on the 3D shape in each row.  
A sad face icon is shown above the shapes.

**THE SLEEPING BAG**

**THE LANTERN**

**THE BINOCULARS**  
Draw the shape. Then, you draw one.  
A sphere


**THE COMPASS**  
Make a triangle. Use a square and 2 triangles.

1. What is the difference between? Check the shapes.


**focuses on:**  
geometry concepts  
and shapes

# MARSHMALLOW ROAST

Put a sad face on the 3D shape in each row.



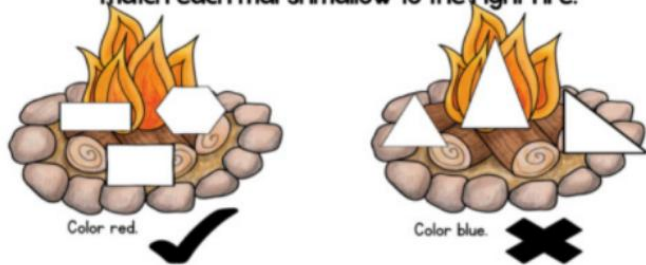
# THE TENT



Use the shapes to help the kids build the shape.

# THE CAMPFIRE

Match each marshmallow to the right fire.



# THE BINOCULARS


Trace the shape. Then, drag one over that matches.



cylinder


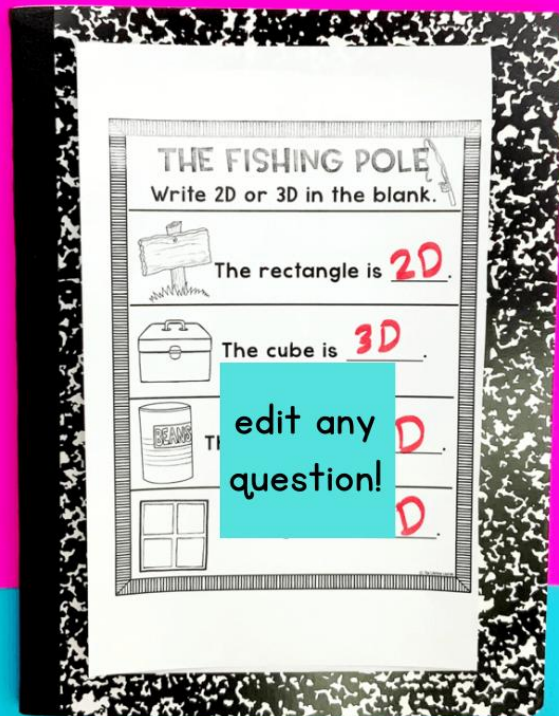
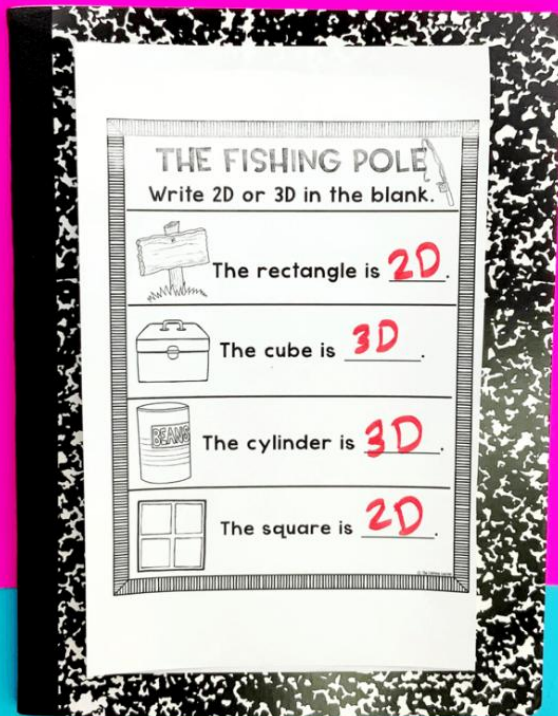
sphere

cylinder



# Digital Version: Google Slides

# Questions are 100% editable!



10 Pre-Made  
Challenges:  
Print & Go

10 Pre-Made  
Challenges:  
Editable Version

10 Blank Challenges  
To Add Your Own  
Content

## 3 Versions Included

# WHAT'S INCLUDED?




10 Color & B/W Posters



Recording Sheets



Blog Post Ideas



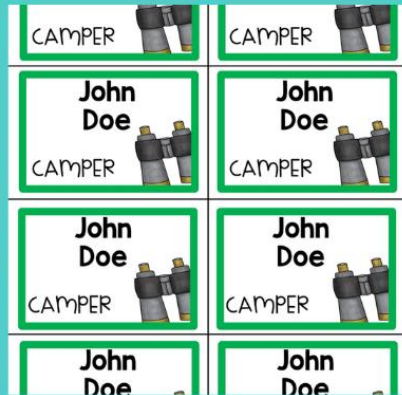
Teacher Guide



Door Decor



Printable Hats



Name Tags



Coloring Page



Folder Insert



Decor Posters

keep scrolling to see more!

# WHAT'S INCLUDED?



Welcome Slide



Editable Versions



Banner



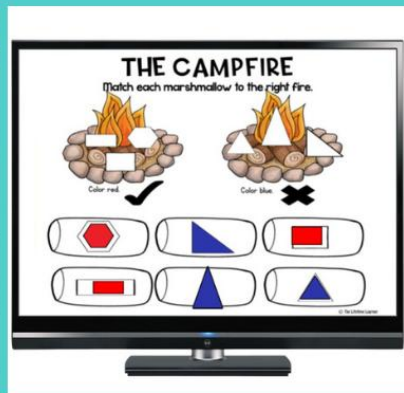
Certificate



Shopping Guide



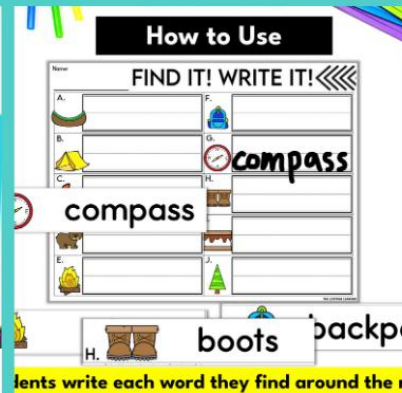
Admission Tickets



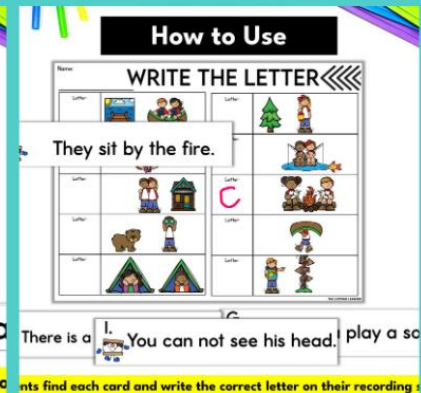
Digital Version



Answer Keys



Write the Room: Words



Write the Room: Sentences

jam-packed with fun, rigor, and engagement!

# other resources this pairs well with:

Differentiate by grabbing math for multiple grade levels!

Or, add in some reading to your themed learning day!



When you purchase a Mega Bundle, you save 50% off the price of the individual resources!

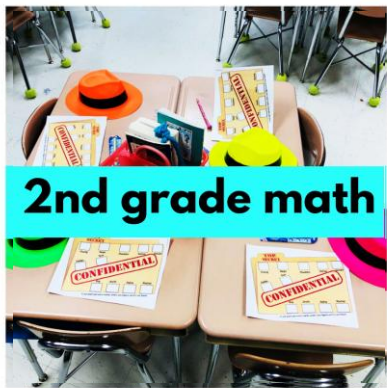


# classroom transformations

## low prep, fun, and engaging!



1st grade math



2nd grade math



3rd grade math



4th grade math



5th grade math



kindergarten math

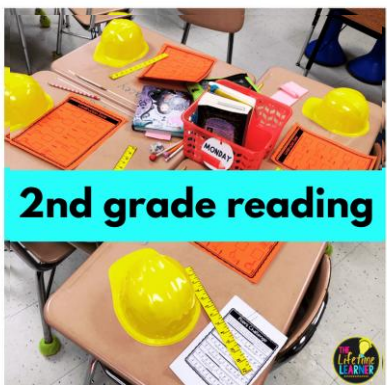
# K-5 MATH & READING



kindergarten reading



1st grade reading



2nd grade reading



GR 3-5 reading comprehension



3-5 reading add-on packs



alphabet letters

# THE LIFETIME LEARNER'S CLASSROOM TRANSFORMATIONS ARE:

1. Engaging to Students
2. Classroom Tested (and Student-Approved)
3. Print and Digital Compatible
4. Jam-Packed with Content
5. Aligned to Math Standards
6. Easy to Implement
7. Flexible for Every Classroom
8. Versatile Ways to Reward Students
9. Rigorous Student Learning Activities

**All content is included** so you can simply **print**  
**and get ready** for an **AMAZING** experience  
**with your students!**



# Please Note:

- **There are 10 math challenges provided as well as décor, a fast finisher activity, and additional extras.**
- **The digital version is provided in Google Slides.**
- **Nervous about trying your first room transformation? You'll be hooked once you try one! I promise!**
- **Feel free to contact me if you have questions or want to chat about room transformations. You can email me at [lindsaythelifetimelearner@gmail.com](mailto:lindsaythelifetimelearner@gmail.com)**