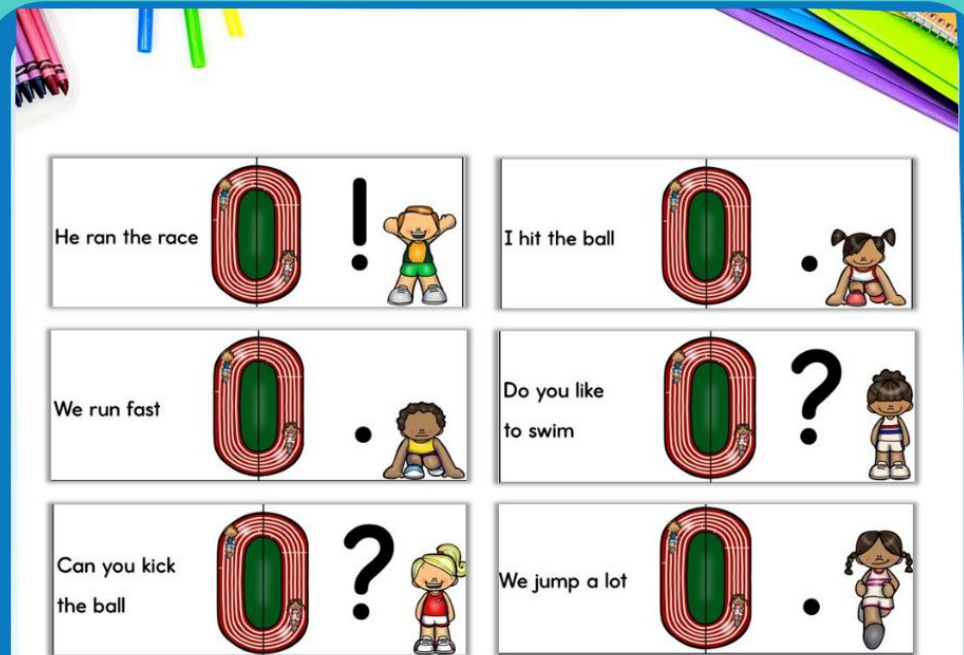


WHAT IS THIS?

It's a low-prep room transformation!



Simply print the 10 grammar activities, put up a few included decor items, and you're ready for a great day!



This themed learning day has 10 centers that all give practice with 10 different grammar skills. You can use 1, 5, or all 10--it's flexible!

Room transformations can be stress-free and low-prep.

Keep scrolling to learn how!



Let's start with the basics...

What is a classroom transformation?

A classroom transformation changes your room into a certain setting or theme to engage students in their own learning with rigorous content.



Donut Shop Day



Rock Star Day




Camping Day

You don't have to spend hours of your time setting up a room transformation or spend lots of money to make it **SO MUCH FUN!**

STEP 1:

Tell your class they are athletes today!

They will complete 10 different grammar skill activities set up around the room. You can do this for a day, a few days, or over the course of a week!




Flexibility is key.

Need to modify? No problem!
Choose how many centers students will need to complete and what time frame they have to meet YOUR needs.



Set-up is quick and easy.

Simply print the posters, 10 activities, and a recording sheet for each student. Place them around your room and you're ready to begin!



STEP 2:

Let students move around the room and complete each center. They can be completed in any order. All centers include practice with 10 different grammar skills. Included skills are: homographs, punctuation marks, incomplete/complete sentences, adding -s to plural words, antonyms, capital letters, nouns, and verbs.

Optional Recording Sheet

When a student finishes a center, you sign that spot on their recording sheet to keep track of what they've completed.

Freedom to choose.

Students can work in partners, rotations, groups, or independently. Your choice!

Sports Day

Center #1	<input type="checkbox"/>	Center #6	<input type="checkbox"/>
Center #2	<input type="checkbox"/>	Center #7	<input type="checkbox"/>
Center #3	<input type="checkbox"/>	Center #8	<input type="checkbox"/>
Center #4	<input checked="" type="checkbox"/>	Center #9	<input type="checkbox"/>
Center #5	<input type="checkbox"/>	Center #10	<input type="checkbox"/>

Name: _____

. OR ?

Cut and glue the correct picture on each blank spot.

#1 I see a soccer ball	<input type="checkbox"/>	#4 We are at soccer	<input type="checkbox"/>
#2 Do you like to run with me	<input type="checkbox"/>	#5 The soccer ball is black and white	<input type="checkbox"/>
#3 Is the ball red	<input type="checkbox"/>	#6 Do I kick the ball	<input type="checkbox"/>

STEP 3:

When students finish all activities you've assigned, they win! You can give them the included certificate, coloring page, or a small prize of your choice.

A shopping guide is also included to give you suggestions of optional "extras" you could add in.

Remember:

Anything different from a "normal" day in the classroom is special to students! A reward at the end isn't required during a classroom transformation.



Certificate



Coloring Page



In Action Pic



Prize



STEP 4:

Most of the time, there are early finishers. These kiddos get to go around the room and complete a write the room activity! No one is ever bored.

How to Use

Name: _____

FIND IT! WRITE IT! <<<<

A. 	F. 
B. 	G. 
C. 	H. 
D. 	I. 
E. 	J. 

track

C.  **soccer**











D.  **tennis**


Students write each word they find around the room.


How to Use


Name: _____

WRITE THE LETTER <<<<

Letter: B 	Letter: 
Letter: 	Letter: 
Letter: 	Letter: 
Letter: 	Letter: 
Letter: 	Letter: 

C.  You will

G.  She will hit the ball over the net.

B.  She will throw the ball in the glove.

Students find each card and write the correct letter on their recording sheet.

**Version 1:
Words**

**Choose between
2 versions!**

**Version 2:
Read Sentences**

THE CONTENT:

10 high-interest centers
in 2 formats: hands-on & no prep!

Hands-On Centers



No-Prep Printables



You can use the "Hands-On" Centers where students can manipulate and move pieces around. These are easy to laminate and can be reused for years to come.

Or, you can use the "No-Prep Printables" where you simply print and go!

Some teachers use BOTH together!

CENTER 1

Sentences Mixed Up

I SeE a socCer ball.

The goLf ball is sMall.

I see a soccer ball.

WE run Fast.

I have A Trophy.

First color all the letters red that should not be uppercase. Then, write the sentence again.

THE LIFETIME LEARNER

Students color the letters red that should not be uppercase and write the sentence.

2 VERSIONS:

V1: We pick uP a tennis bAll.

V2: We pick uP a tennis bAll.

I can KICK the ball.

I can KICK the ball.

First color all the letters red that should not be uppercase. Then, write the sentence again.

THE LIFETIME LEARNER

Version 1:
Hint

Version 2:
No Hint

CENTER 2

Cut and Paste

CUT AND PASTE

ball girl

shoe s cart

boy flag

club tee

s s s s s

Add an S to the words that need it. You need an S if there is more than 1. Not every spot will get an S.

THE LIFETIME LEARNER

Cut and paste each box where it belongs.

2 VERSIONS:

V1: **CUT AND PASTE**

ball girl

shoe cart

boy flag

club tee

s s s s s

Add an S to the words that need it. You need an S if there is more than 1. Not every spot will get an S.

THE LIFETIME LEARNER

V2: **CUT AND PASTE**

kick swim

hit climb

run ski

jump surf

ed ed ed ed ed

Add -ed to the words that need it. Not every spot will get an -ed.

THE LIFETIME LEARNER

Version 1:
Add S

Version 2:
Add ED

CENTER 3

Pairs Activity

fast slow

on off

sad happy

full empty day night

small big hot cold

go stop new old

Cut the cards out. Have students put the correct sides together. THE LIFETIME LEARNER

Students put the two sides that go together.

2 VERSIONS:

V1: full empty day night small big hot cold go stop new old

V2: in out front back low high awake asleep light dark sink float

Cut the cards out. Have students put the correct sides together. THE LIFETIME LEARNER

Version 1:
Easier

Version 2:
More Difficult

CENTER 4

Right or Wrong?

RIGHT: Place 6 volleyballs that are right here.

WRONG: Place 6 volleyballs that are wrong here.

He has a ball. The ball. Can you kick the. We go to the. I see the ball. It is big. A jump. He can run.

fast. She will hit it. Kick a. I like. I see the ball. It is big. A jump. He can run.

Cut the cards out. Have students sort them onto the correct mat. THE LIFETIME LEARNER

Students decide if each picture matches the word shown. Then, they sort it onto the right or wrong mat.

2 VERSIONS:

V1: The ball. It is big. He can run. I see the ball. A jump. I am fast.

V2: The ball is. It is very big. He can run now. I see the red ball. Did a jump. I am very fast.


Cut the cards out. Have students sort them onto the correct mat. THE LIFETIME LEARNER

Version 1:
Easier Sentences

Version 2:
Harder Sentences

CENTER 5

Fill in the Blank



Students match up the task cards that go together.

2 VERSIONS:

V1:



Version 1:
Picture given

V2:

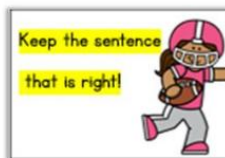
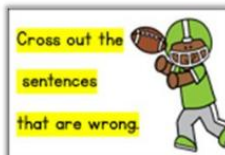
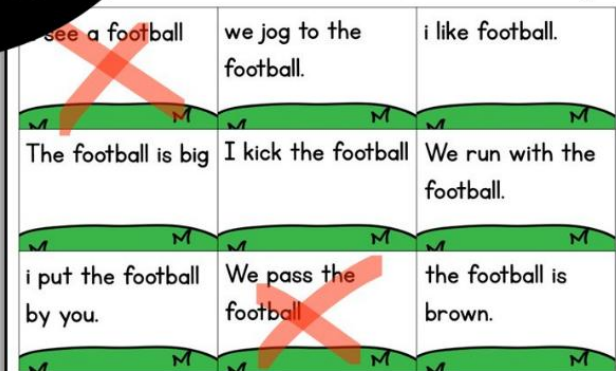


Version 2:
Word & picture given

CENTER 6

Mystery Word

MYSTERY WORD

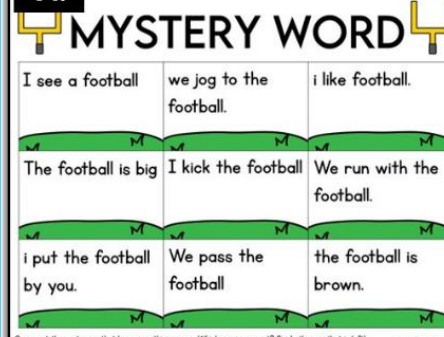


Cross out the sentences that have something wrong. Which one is correct? Circle the one that is left!

Read each card. Cross the pictures off to find what word is left at the end!


2 VERSIONS:

V1:



Version 1:
9 Boxes

V2:



Version 2:
12 Boxes

CENTER 7

Sorting Game

Person

Place

Thing

Students sort each card onto the correct mat.

2 VERSIONS:

V1:

V2:

Person

Person

Version 1:
Picture given

Version 2:
Word and picture given

CENTER 8

This or That?

hop	I over the ball.	dig	
bake	I to the tennis court.	run	
hike	I on the tennis court.	sit	
see	I the tennis ball.	wave	

Students put a checkmark on the side with the correct answer.

2 VERSIONS:

V1:

V2:


hop	I over the ball.	dig	hop	I ___ over the ball.	dig
bake	I to the tennis court.	run	bake	I ___ to the tennis court.	run
hike	I on the tennis court.	sit	hike	I ___ on the tennis court.	sit
see	I the tennis ball.	wave	see	I ___ the tennis ball.	wave


Version 1:
Word & Picture


Version 2:
Word Only

CENTER 9

Instruction Mark Puzzles

#1 I see a soccer ball . 


#2 Do you like to run with me ? 


#3 Is the ball red ? 


Students put each 2-piece puzzle together.

2 VERSIONS:


V1:


#4 We are at soccer . 


#5 The soccer ball is black and white . 

#6 Do I kick the ball ? 

V2:

#4 The ball went in the net ! 

#5 We have a lot of fun ! 





#6 Do I kick the ball ? 





Version 1:
? Or .





Version 2:
? Or !

CENTER 10

Task Cards

 !  I hit the ball  

We run fast  .  Do you like to swim  ? 

Can you kick the ball  ?  We jump a lot  . 

Students put the two sides of each task card together.

DON'T FORGET!

Name: *Zoie*

TASK CARDS

Write . ? or ! for each.

He ran the race .	We run fast .	Can you kick the ball ?
I hit the ball .	Do you like to swim ?	We jump a lot .

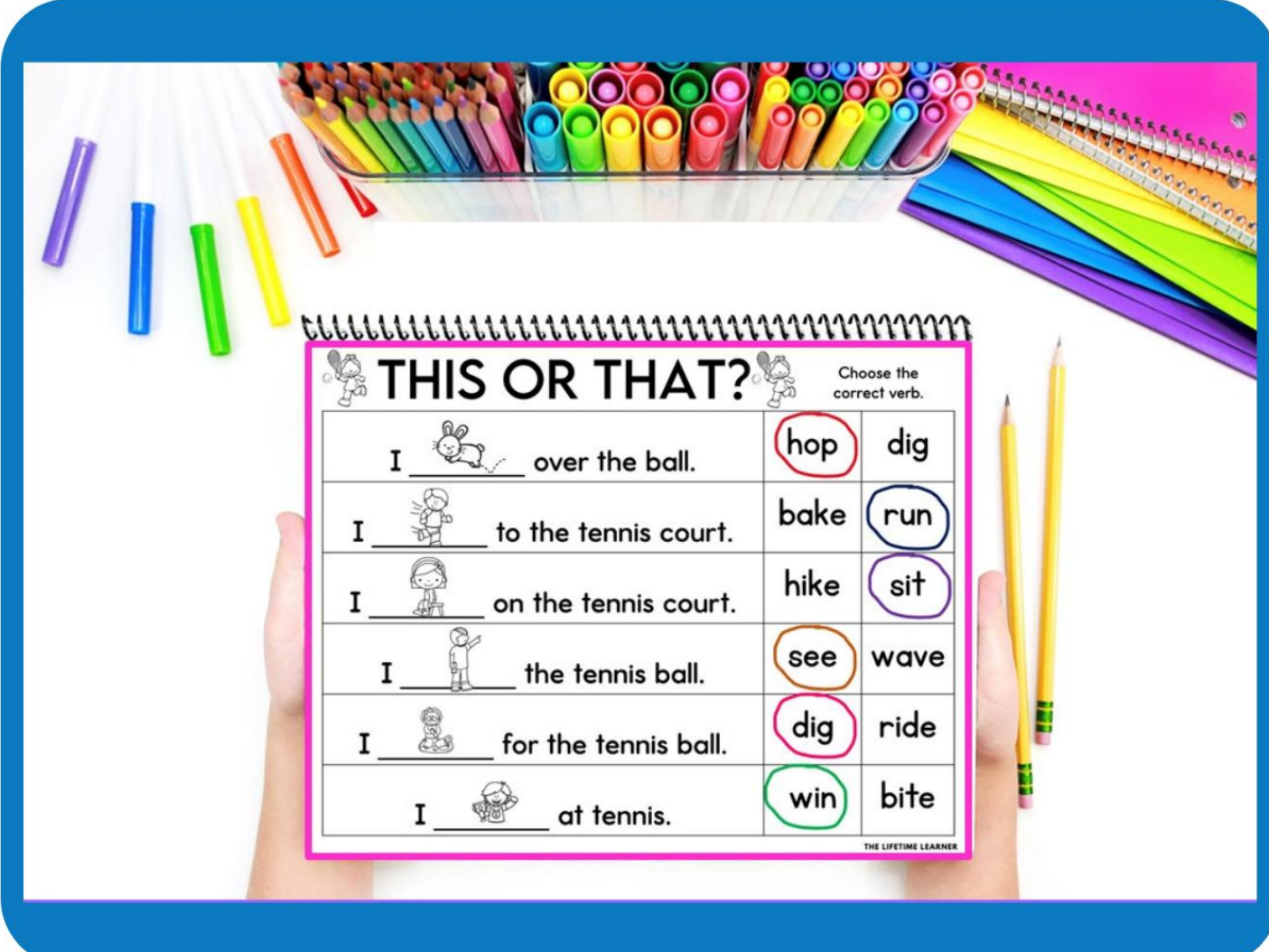
THE LIFETIME LEARNER

Head over to the "no-prep printables" file if you'd like to use the print-and-go page with this activity!







HOW TO USE THIS:

Ideas for Implementation:

- pick and choose the centers you want to use: do what works best for your class!
- give less than 10 centers to students if you are short on time
- give students the whole day to complete all 10 centers/activities OR spread the room transformation out over a couple of days
- use the hands-on centers during your room transformation and the no-prep printables as a review during your reading block



THIS OR THAT? Choose the correct verb.

I  over the ball.	<input checked="" type="radio"/> hop	<input type="radio"/> dig
I  to the tennis court.	<input type="radio"/> bake	<input checked="" type="radio"/> run
I  on the tennis court.	<input type="radio"/> hike	<input checked="" type="radio"/> sit
I  the tennis ball.	<input checked="" type="radio"/> see	<input type="radio"/> wave
I  for the tennis ball.	<input checked="" type="radio"/> dig	<input type="radio"/> ride
I  at tennis.	<input checked="" type="radio"/> win	<input type="radio"/> bite

THE LIFETIME LEARNER

PRINT & DIGITAL




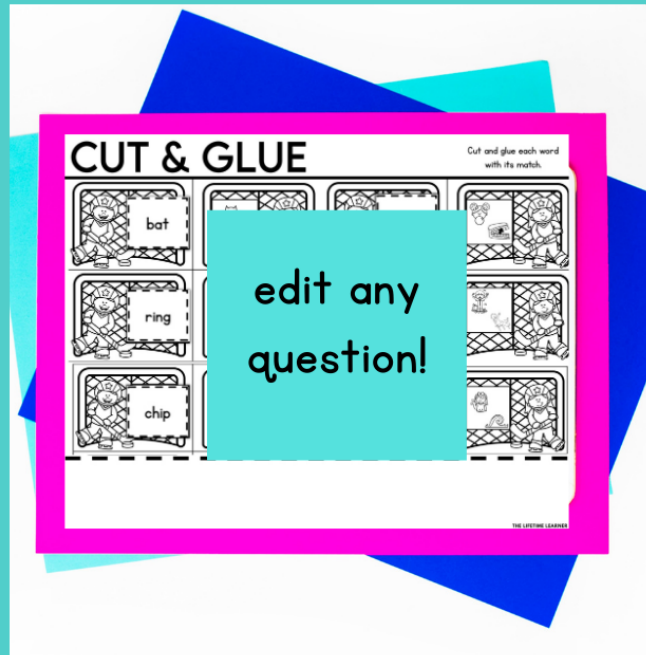

Print & Go



Google Slides

There is a digital version of the
no-prep printables!

The no prep printable questions are **100% editable!**



10 Pre-Made Centers
(Print & Go)

10 Pre-Made Centers:
Editable Version

10 Blank Centers
To Add Your Own Content

3 Versions Included

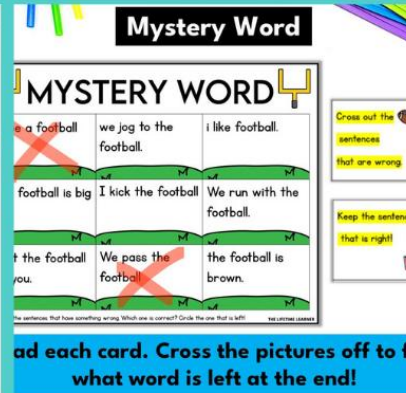
WHAT'S INCLUDED?



10 Color & B/W Posters




Recording Sheets



10 Hands On Centers



No Prep Printables



2 Versions of Most Activities



Printable Hats



Name Tags



Coloring Page



Folder Insert



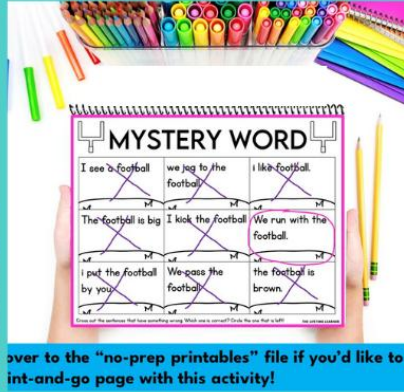
Decor Posters

keep scrolling to see more!

WHAT'S INCLUDED?



Welcome Slide



Editable Versions



Banner



Certificate



Shopping Guide



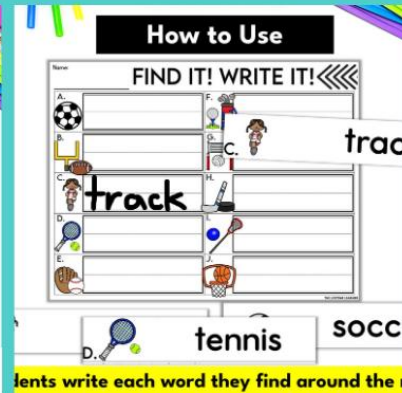
Admission Tickets



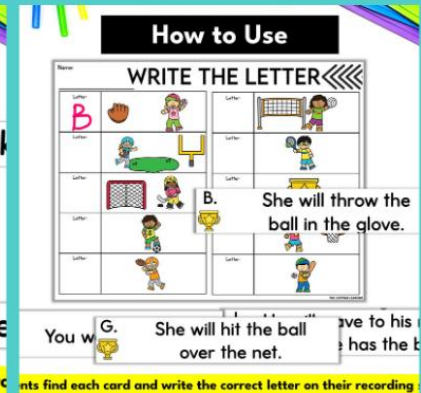
Digital Version



Answer Keys



Write the Room: Words



Write the Room: Sentences

jam-packed with fun, rigor, and engagement!

other resources this pairs well with:

Differentiate by grabbing reading for multiple grade levels!


Or, add in some math to your themed learning day!



ATHLETES day R-controlled vowels or, ore, oar

SPORTS PAIRS
COLOR THE BALL & GLOVE
1ST GRADE PHONICS
By: The Lifetime Learner

EDITABLE ROOM TRANSFORMATION



ATHLETES day letter A

ROLL & FIND
TRACE & WRITE
COLOR BY CODE
ALPHABET LETTERS
By: The Lifetime Learner

EDITABLE ROOM TRANSFORMATION



ATHLETES day making ten K.OA.4

VOLLEYBALL
SOCCER
BASKETBALL
KINDERGARTEN MATH
By: The Lifetime Learner

EDITABLE ROOM TRANSFORMATION



ATHLETES day add & subtract fact families

VOLLEYBALL
SOCCER
BASKETBALL
1ST GRADE MATH
By: The Lifetime Learner

EDITABLE ROOM TRANSFORMATION



phonics MEGA BUNDLE

CLASSROOM TRANSFORMATIONS

40 THEME DAYS! KINDERGARTEN

THE LIFETIME LEARNER

When you purchase a Mega Bundle, you save 50% off the price of the individual resources!



math MEGA BUNDLE

CLASSROOM TRANSFORMATIONS

40 THEME DAYS! KINDERGARTEN

THE LIFETIME LEARNER

classroom transformations

low prep, fun, and engaging!



1st grade math



2nd grade math



3rd grade math



4th grade math



5th grade math



kindergarten math

K-5 MATH & READING



kindergarten reading



1st grade reading



2nd grade reading



GR 3-5 reading comprehension



3-5 reading add-on packs



alphabet letters

THE LIFETIME LEARNER'S CLASSROOM TRANSFORMATIONS ARE:

1. Engaging to Students
2. Classroom Tested (and Student-Approved)
3. Print and Digital Compatible
4. Jam-Packed with Content
5. Aligned to Reading Standards
6. Easy to Implement
7. Flexible for Every Classroom
8. Versatile Ways to Reward Students
9. Rigorous Student Learning Activities

All content is included so you can simply **print**
and get ready for an **AMAZING** experience
with your students!

Please Note:

- **There are 10 grammar centers and activities provided as well as décor and other extras!**
- **The digital version is provided in Google Slides.**
- **The hands-on centers are not editable. The no prep version is editable (except for the clipart).**
- **Nervous about trying your first room transformation? You'll be hooked once you try one! I promise!**
- **Feel free to contact me if you have questions or want to chat about room transformations! You can email me at lindsaythelifetimelearner@gmail.com**