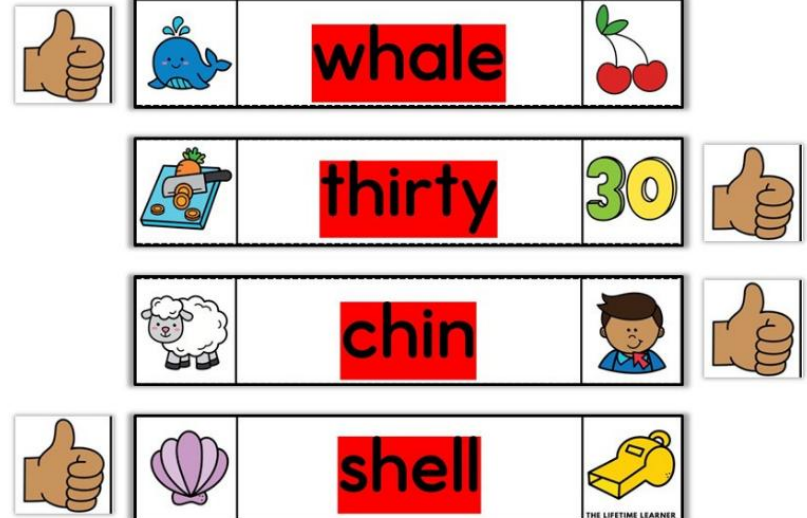


WHAT IS THIS?

It's a low-prep room transformation!



Simply print the 10 phonics activities, put up a few included decor items, and you're ready for a great day!



This themed learning day has 10 centers that all give phonics practice with medial sounds in CVC words. You can use 1, 5, or all 10--it's flexible!

Room transformations can be stress-free and low-prep.

Keep scrolling to learn how!



Let's start with the basics...

What is a classroom transformation?

A classroom transformation changes your room into a certain setting or theme to engage students in their own learning with rigorous content.



Donut Shop Day



Rock Star Day



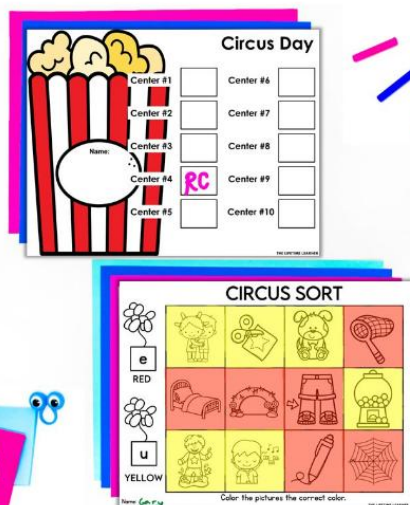
Camping Day

You don't have to spend hours of your time setting up a room transformation or spend lots of money to make it **SO MUCH FUN!**

STEP 1:

Tell your class they are in a circus today!

They will complete medial sounds activities set up around the room. You can do this for a day, a few days, or over the course of a week!



Flexibility is key.

Need to modify? No problem!
Choose how many centers students will need to complete and what time frame they have to meet YOUR needs.



Set-up is quick and easy.

Simply print the posters, 10 activities, and a recording sheet for each student. Place them around your room and you're ready to begin!



STEP 2:

Let students move around the room and complete each center. They can be completed in any order. All centers include practice with medial sounds in CVC words. Some centers also include phonemic awareness skills such as rhyming, identifying sounds, blending phonemes, phoneme addition/removal/substitution, and more!

Optional Recording Sheet

When a student finishes a center, you sign that spot on their recording sheet to keep track of what they've completed.

Freedom to choose.














Students can work in partners, rotations, groups, or independently. Your choice!

Circus Day

Center #1	<input type="checkbox"/>	Center #6	<input type="checkbox"/>
Center #2	<input type="checkbox"/>	Center #7	<input type="checkbox"/>
Center #3	<input type="checkbox"/>	Center #8	<input type="checkbox"/>
Center #4	RC	Center #9	<input type="checkbox"/>
Center #5	<input type="checkbox"/>	Center #10	<input type="checkbox"/>

THE LIFETIME LEARNER

CIRCUS SORT

				
<input type="checkbox"/> e RED				
<input type="checkbox"/> u YELLOW				

Name: Gary

Color the pictures the correct color.

THE LIFETIME LEARNER


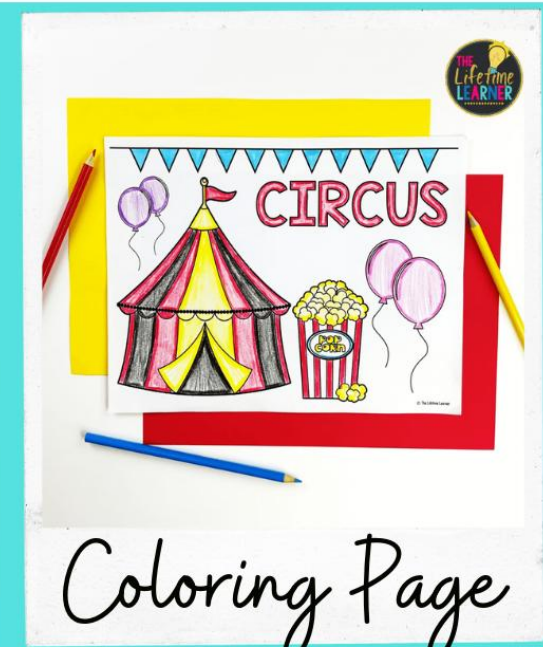
STEP 3:

When students finish all activities you've assigned, they win! You can give them the included certificate, coloring page, or a small prize of your choice.

A shopping guide is also included to give you suggestions of optional "extras" you could add in.

Remember:

Anything different from a "normal" day in the classroom is special to students! A reward at the end isn't required during a classroom transformation.



STEP 4:

Most of the time, there are early finishers. These kiddos get to go around the room and complete a write the room activity! No one is ever bored.

How to Use

Name: _____

FIND IT! WRITE IT! <<<<

A. 		F. 	
B. 	lion	G. 	
C. 		H. 	
D. 		I. 	lion
E. 		J. 	













A.    **hippo** **popcorn**



Students write each word they find around the room.

How to Use

Name: _____

WRITE THE LETTER <<<<

Letter: 	Letter: 
Letter: B 	Letter: 
Letter:  	Letter: 
Letter:  	Letter: 
Letter: 	Letter: 

G.  He will g. I.  He throws the balls up. The lion will fire the fire hoop.

Students find each card and write the correct letter on their recording sheet.

**Version 1:
Words**

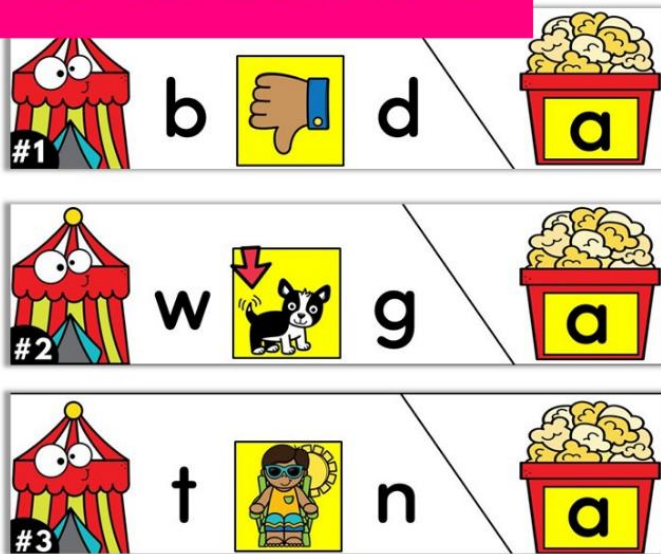
**Choose between
2 versions!**

**Version 2:
Read Sentences**

THE CONTENT:

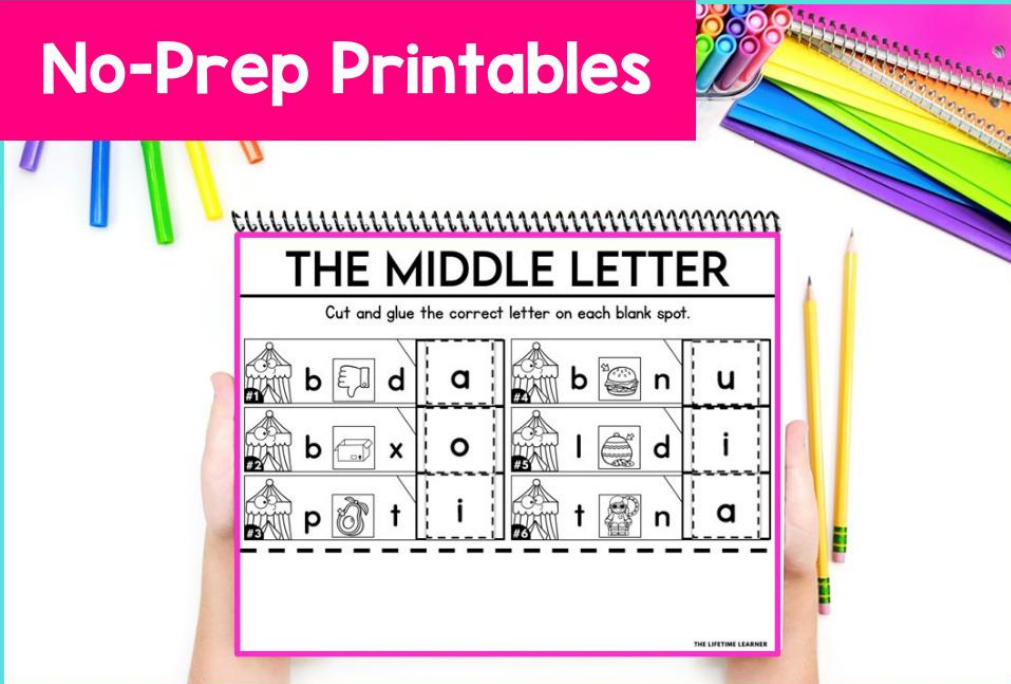
10 high-interest centers
in 2 formats: hands-on & no prep!

Hands-On Centers



You can use the "Hands-On" Centers where students can manipulate and move pieces around. These are easy to laminate and can be reused for years to come.

No-Prep Printables



Or, you can use the "No-Prep Printables" where you simply print and go!

Some teachers use BOTH together!

CENTER 3

Code Breaker

CODE BREAKER

G =	M =	S =	Y =
B =	H =	N =	T =
C =	I =	O =	U =
D =	J =	P =	V =
E =	K =	Q =	W =
F =	L =	R =	X =

	r		b	
	b		g	
	m		t	
	n		n	

Students use the code breaker sheet to write each word.

2 VERSIONS:

V1:		r		t	
	n		d		
	l		t		
	s		b		

V2:					

Version 1:
Medial Sound

Version 2:
All Letters Missing

CENTER 4

Missing Letters

Name: _____

The Missing Letter

1.	2.	3.	4.
5.	6.	7.	8.
9.	10.	11.	12.

Write the missing letter in each box.

Students fill in the missing letters on each task card.

2 VERSIONS:

V1:	b	g	j	g
	r	p	c	p

V2:				

Version 1:
Medial Sound

Version 2:
Full Word









CENTER 5









This or That?

		Give me the dice so I can go.		A.
		The fire is too hot.		B.
		I will ride my bike .		C.
		I need a dime for gum.		D.

Students put a checkmark on the side with the correct answer.

2 VERSIONS:

V1:		Give me the dice so I can go.		A.
		The fire is too hot.		B.
		I will ride my bike .		C.
		I need a dime for gum.		D.










V2:		dice		A.
		fire		B.
		bike		C.
		dime		D.

Version 1:
Sentence

Version 2:
Word

CENTER 6










Sorting Game

								
b_t	p_g	w_n	m_x	p_n	h_m	z_p	b_t	d_p

								
b_t	p_g	w_n	m_x	p_n	h_m	z_p	b_t	d_p

Students sort each card onto the correct mat.

2 VERSIONS:

V1:									
	b_t	p_g	w_n	m_x	p_n	h_m	z_p	b_t	d_p

Version 1:
Picture & Hint

Version 2:
Picture Only

CENTER 7

Medial Sound Puzzles

#1 b d a

#2 w g a

#3 t n a

Students put each 2-piece puzzle together.

DON'T FORGET!

THE MIDDLE LETTER

Cut and glue the correct letter on each blank spot.

b d a b n u
b x o l d i
p t i t n a

Head over to the "no-prep printables" file if you'd like to use the print-and-go page with this activity!

CENTER 8

Word Search

H	J	Y	B	I	B	E	T	S
W	U	F	B	Q	O	M	A	D
F	G	C	S	E	T	I	G	I
O	H	A	L	Y	N	Z	L	P
X	I	F	A	T	X	Y	D	O
T	E	U	S	E	Z	H	I	P
W	J	N	Z	N	Y	I	G	X

Find each word in the word search by using the clue cards.

Students find each word in the word search.

2 VERSIONS:

V1:

WORD SEARCH

H	J	Y	B	I	B	E	T	S
W	U	F	B	Q	O	M	A	D
F	G	C	S	E	T	I	G	I
O	H	A	L	Y	N	Z	L	P
X	I	F	A	T	X	Y	D	O
T	E	U	S	E	Z	H	I	P
W	J	N	Z	N	Y	I	G	X

Find each word in the word search by using the clue cards.

V2:

WORD SEARCH

H	J	Y	B	I	B	E	T	S
W	U	F	B	Q	O	M	A	D
F	G	C	S	E	T	I	G	I
O	H	A	L	Y	N	Z	L	P
X	I	F	A	T	X	Y	D	O
T	E	U	S	E	Z	H	I	P
W	J	N	Z	N	Y	I	G	X

Find each word in the word search by using the clue cards.

Version 1:
Medial Sound

Version 2:
Full Word

CENTER

9

Words & Pictures

Students put the correct picture next to each letter.

2 VERSIONS:

V1:			V2:		

Version 1: Students find the matching picture and hint.

Version 2: Students find the matching picture.

CENTER

10

Sorting Game

Students sort each card onto the correct mat.

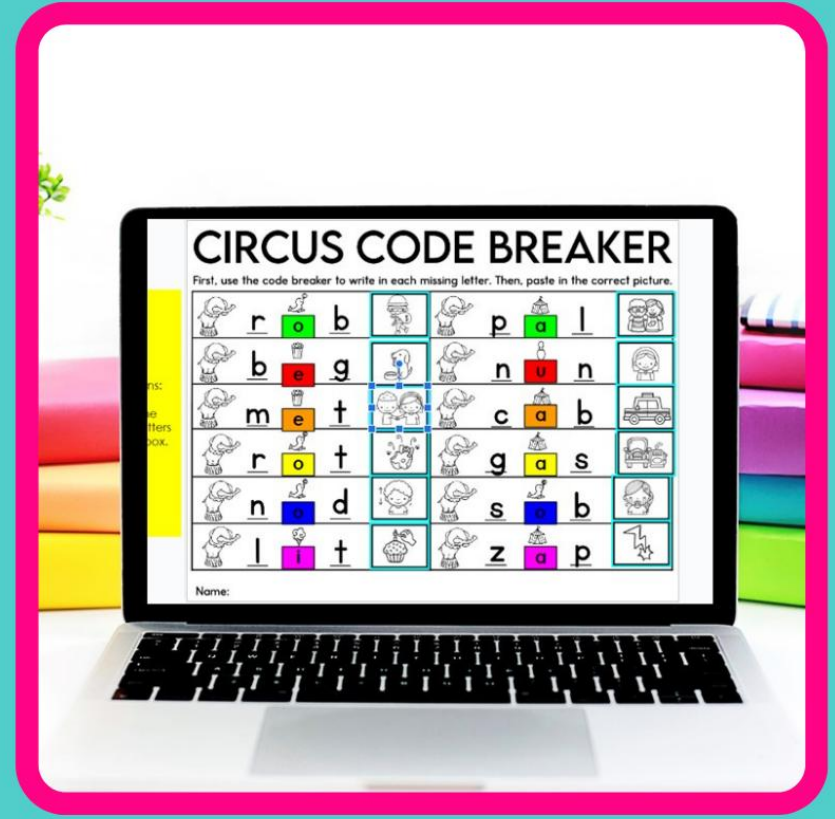
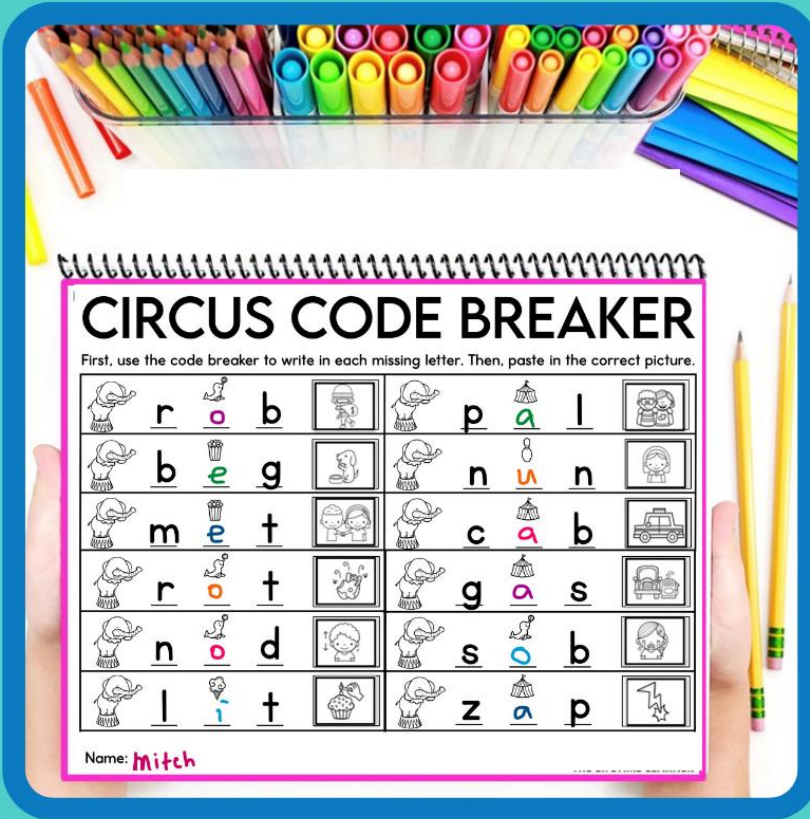
2 VERSIONS:

V1:			V2:		

Version 1: Picture & Hint

Version 2: Picture Only

PRINT & DIGITAL



Print & Go


Google Slides

There is a digital version of the
no-prep printables!

The no prep printable questions are **100% editable!**

THE MIDDLE LETTER

Cut and glue the correct letter on each blank spot.



THE LIFETIME LEARNER

THE MIDDLE LETTER

Cut and glue the correct letter on each blank spot.



edit any
question!

THE LIFETIME LEARNER

Center #1



Type here
Type here
Type here
Type here
Type here
Type here
Type here
Type here
Type here
Type here
Type here
Type here
Type here
Type here

THE LIFETIME LEARNER

10 Pre-Made
Centers
(Print & Go)

10 Pre-Made
Centers:
Editable Version

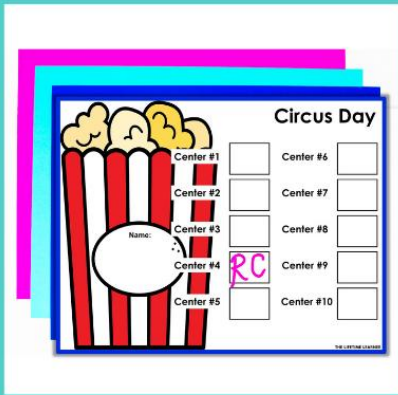
10 Blank Centers
To Add Your
Own Content

3 Versions Included


WHAT'S INCLUDED?



10 Color & B/W Posters



Recording Sheets



Students sort each card onto the correct mat.

10 Hands On Centers



Move to the "no-prep printables" file if you'd like to print-and-go page with this activity!

No Prep Printables



2 Versions of Most Activities



Printable Hats



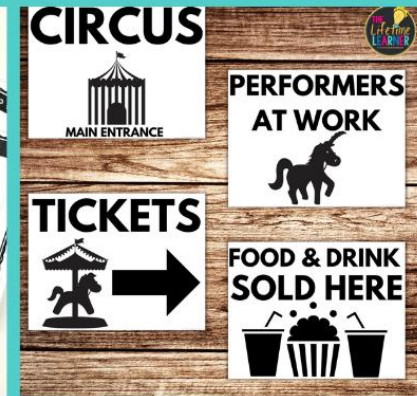
Name Tags



Coloring Page



Folder Insert



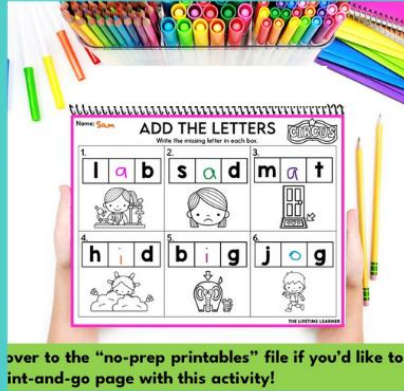
Decor Posters

keep scrolling to see more!

WHAT'S INCLUDED?



Welcome Slide



Click over to the "no-prep printables" file if you'd like to print-and-go page with this activity!

Editable Versions



Banner



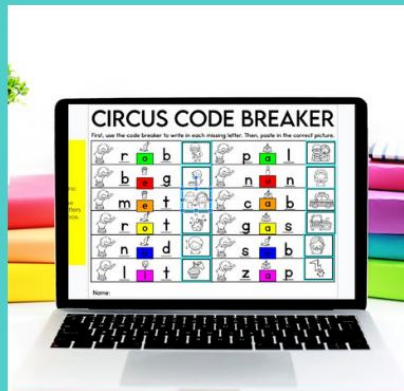
Certificate



Shopping Guide



Admission Tickets



Digital Version



Answer Keys



Write the Room: Words



Write the Room: Sentences

jam-packed with fun, rigor, and engagement!

other resources this pairs well with:

Differentiate by grabbing reading for multiple grade levels!

Or, add in some math to your themed learning day!



CIRCUS day floss rule

1ST GRADE PHONICS

EDITABLE ROOM TRANSFORMATION

By: The Lifetime Learner

This image shows a classroom decorated for a circus theme. A red and white striped tent is set up in the center, with blue and red fabric panels. A popcorn bucket sits on a table in front of the tent. The background shows classroom shelves with books and supplies.



CIRCUS day letter E

ALPHABET LETTERS

EDITABLE ROOM TRANSFORMATION

By: The Lifetime Learner

This image shows a classroom decorated for a circus theme, similar to the first image, but with a focus on the letter 'E'.



CIRCUS day write numbers 0-20

KINDERGARTEN MATH

EDITABLE ROOM TRANSFORMATION

By: The Lifetime Learner

This image shows a classroom decorated for a circus theme, similar to the first image, but with a focus on writing numbers 0-20.



CIRCUS day identify coins

1ST GRADE MATH

EDITABLE ROOM TRANSFORMATION

By: The Lifetime Learner

This image shows a classroom decorated for a circus theme, similar to the first image, but with a focus on identifying coins.



phonics MEGA BUNDLE

CLASSROOM TRANSFORMATIONS

40 THEME DAYS! KINDERGARTEN

THE LIFETIME LEARNER

This image shows a grid of 40 small thumbnail images representing different classroom transformation themes for kindergarten, including Artist Party, Space, Boot, Donut, Candy, Circus, Coffee Shop, Pirate, Detective, Scientist, Restaurant, Dinosaur, The Floor, Hawaiian, Rock Star, Realtor, Grocery, Halloween, Fall, Royalty, Madigan, Pilot, Race Car, Athletes, African, Surgery, Weather, Fall, Farmer, and more.

When you purchase a Mega Bundle, you save 50% off the price of the individual resources!



math MEGA BUNDLE

CLASSROOM TRANSFORMATIONS

40 THEME DAYS! KINDERGARTEN

THE LIFETIME LEARNER

This image shows a grid of 40 small thumbnail images representing different classroom transformation themes for kindergarten, including Artist Party, Space, Boot, Donut, Candy, Circus, Coffee Shop, Pirate, Detective, Scientist, Restaurant, Dinosaur, The Floor, Hawaiian, Rock Star, Realtor, Grocery, Halloween, Fall, Royalty, Madigan, Pilot, Race Car, Athletes, African, Surgery, Weather, Fall, Farmer, and more.

classroom transformations

low prep, fun, and engaging!



1st grade math



2nd grade math



3rd grade math



4th grade math



5th grade math



kindergarten math

K-5 MATH & READING



kindergarten reading



1st grade reading



2nd grade reading



GR 3-5 reading comprehension



3-5 reading add-on packs



alphabet letters

THE LIFETIME LEARNER'S CLASSROOM TRANSFORMATIONS ARE:

1. Engaging to Students
2. Classroom Tested (and Student-Approved)
3. Print and Digital Compatible
4. Jam-Packed with Content
5. Aligned to Reading Standards
6. Easy to Implement
7. Flexible for Every Classroom
8. Versatile Ways to Reward Students
9. Rigorous Student Learning Activities

All content is included so you can simply **print**
and get ready for an **AMAZING** experience
with your students!

Please Note:

- **There are 10 phonics centers and activities provided as well as décor and other extras!**
- **The digital version is provided in Google Slides.**
- **The hands-on centers are not editable. The no prep version is editable (except for the clipart).**
- **Nervous about trying your first room transformation? You'll be hooked once you try one! I promise!**
- **Feel free to contact me if you have questions or want to chat about room transformations! You can email me at lindsaythelifetimelearner@gmail.com**