

WHAT IS THIS?

It's a low-prep room transformation!



Simply print the 10 phonics activities, put up a few included decor items, and you're ready for a great day!



This themed learning day has 10 centers that all give phonics practice with CVC Short U words. You can use 1, 5, or all 10--it's flexible!

Room transformations can be stress-free and low-prep.

Keep scrolling to learn how!



Let's start with the basics...

What is a classroom transformation?

A classroom transformation changes your room into a certain setting or theme to engage students in their own learning with rigorous content.



Donut Shop Day



Rock Star Day




Camping Day

You don't have to spend hours of your time setting up a room transformation or spend lots of money to make it **SO MUCH FUN!**

STEP 1:

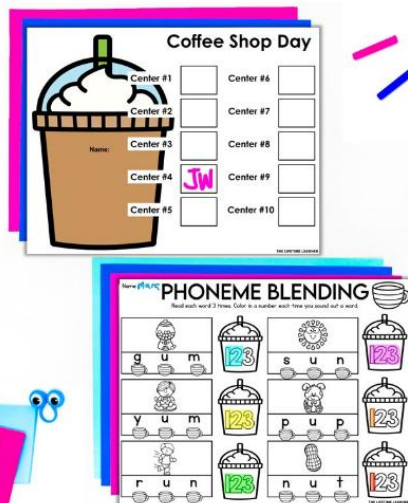
Tell your class they are in a coffee shop today!

They will complete CVC Short U words activities set up around the room. You can do this for a day, a few days, or over the course of a week!



Set-up is quick and easy.

Simply print the posters, 10 activities, and a recording sheet for each student. Place them around your room and you're ready to begin!



Flexibility is key.

Need to modify? No problem!

Choose how many centers students will need to complete and what time frame they have to meet YOUR needs.



STEP 2:

Let students move around the room and complete each center. They can be completed in any order. All centers include practice with CVC Short U words. Some centers also include phonemic awareness skills such as rhyming, identifying sounds, blending phonemes, phoneme addition/removal/substitution, and more!

Optional Recording Sheet

When a student finishes a center, you sign that spot on their recording sheet to keep track of what they've completed.

Freedom to choose.

Students can work in partners, rotations, groups, or independently. Your choice!

Coffee Shop Day

Center #1	<input type="checkbox"/>	Center #6	<input type="checkbox"/>
Center #2	<input type="checkbox"/>	Center #7	<input type="checkbox"/>
Name: Center #3	<input type="checkbox"/>	Center #8	<input type="checkbox"/>
Center #4	JW	Center #9	<input type="checkbox"/>
Center #5	<input type="checkbox"/>	Center #10	<input type="checkbox"/>

PHONEME BLENDING

Name: *gla,rc*

Read each word 3 times. Color in a number each time you sound out a word.

 g u m	 23	 s u n	 23
 y u m	 23	 p u p	 23
 r u n	 23	 n u t	 23

STEP 3:

When students finish all activities you've assigned, they win! You can give them the included certificate, coloring page, or a small prize of your choice.

A shopping guide is also included to give you suggestions of optional "extras" you could add in.

Remember:

Anything different from a "normal" day in the classroom is special to students! A reward at the end isn't required during a classroom transformation.



Certificate



Coloring Page



In Action Pic



Prize











STEP 4:

Most of the time, there are early finishers. These kiddos get to go around the room and complete a write the room activity! No one is ever bored.

How to Use

Name: _____

FIND IT! WRITE IT!

A. 	_____	F. 	_____
B. 	cup	G. 	_____
C. 	_____	H. 	_____
D. 	_____	I. 	_____
E. 	_____	J. 	_____

cup

C.  _____

A.  _____

_____ **pot** _____











_____ **donut** _____


Students write each word they find around the room.

How to Use

Name: _____

WRITE THE LETTER

Letter: _____ 	Letter: _____ 
J.  I have three muffins.	Letter: _____ 
Letter: _____ 	Letter: _____ J 
Letter: _____ 	Letter: _____ 
Letter: _____ 	Letter: _____ 

F.  She is _____ E. _____ hot chocolate?
of the _____ I see four cups of tea.

Students find each card and write the correct letter on their recording sheet.

**Version 1:
Words**

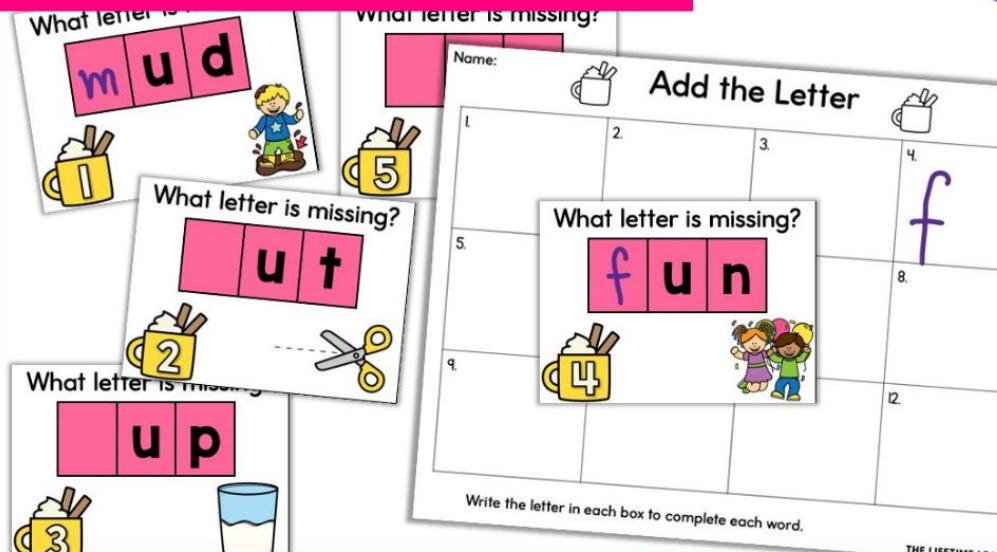
**Choose between
2 versions!**

**Version 2:
Read Sentences**

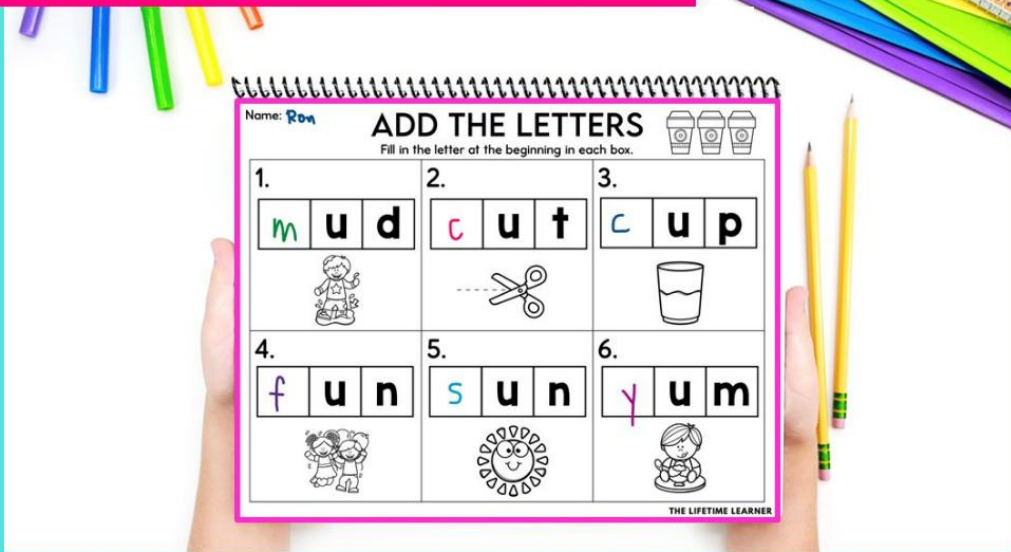
THE CONTENT:

**10 high-interest centers
in 2 formats: hands-on & no prep!**

Hands-On Centers



No-Prep Printables



You can use the "Hands-On" Centers where students can manipulate and move pieces around. These are easy to laminate and can be reused for years to come.

Or, you can use the "No-Prep Printables" where you simply print and go!

Some teachers use BOTH together!

CENTER 1

Spell Words

#1	_____	
#2	_____	
#3	_____	

Students fill in the letter on each line.

2 VERSIONS:

V1:	_____	
V2:	u _____	
V1:	_____	
V2:	u _____	
V1:	_____	
V2:	u _____	

Version 1:
Fill in the letters.

Version 2:
Hint given

CENTER 2

Pairs Activity

Cut the cards out. Have students put the correct sides together. THE LIFETIME LEARNER

Students put the two sides together to form each word.

DON'T FORGET!

Name: Che

COFFEE PAIRS

Fill in the missing letters at the beginning of each word.

THE LIFETIME LEARNER

Head over to the "no-prep printables" file if you'd like to use the print-and-go page with this activity!

CENTER 3

Sorting Game

The sorting game consists of several mats. One mat has a blue mug with a heart and the letters '-ub'. Above it are cards with 'cub' and 'cut'. Another mat has a blue mug with a heart and the letters '-ut'. Above it are cards with 'gut' and 'nut'. A third mat has a purple mug with a heart and the letters '-ug'. Above it are cards with 'jug', 'dug', 'rug', and 'bug'. There are also various small cards with pictures of a cat, a ladybug, a girl, a hamburger, a sun, and a glass of juice.

Students sort each card onto the correct mat.

2 VERSIONS:

Version 1 (V1) shows a red mug with a heart and the letters '-un'. Above it are four cards with pictures: a hamburger, a girl, a sun, and a girl. Version 2 (V2) shows the same red mug and cards. Below each version is a row of ten small cards with various pictures.

Version 1:
Word & Picture

Version 2:
Picture Only

CENTER 4

Missing Letters

The missing letters task cards include: 1. A card with 'ut' and a missing letter. 2. A card with 'up' and a missing letter. 3. A card with 'fun' and a missing letter. 4. A card with 'f' and a missing letter. There are also cards with 'ing?' and 'd'.

Students fill in the missing letters on each task card.


3 VERSIONS:

Version 1 (V1) shows words: 'un', 'um', 'um', 'ug'. Version 2 (V2) shows words: 'su', 'yu', 'gu', 'tu'. Version 3 (V3) shows blank boxes for writing the words. Each version includes illustrations of a girl, a sun, and a girl.

Version 1: Beginning
Version 2: Ending
Version 3: Blank

CENTER 5

Spot the Differences




sun
run
mud

yum
bun
hug


Students decide if each sentence goes with Picture 1 or Picture 2.







2 VERSIONS:



sun	bun
yum	mud
run	hug

Version 1:
Word Only




sun 	bun 
yum 	mud 
run 	hug 

Version 2:
With Hint

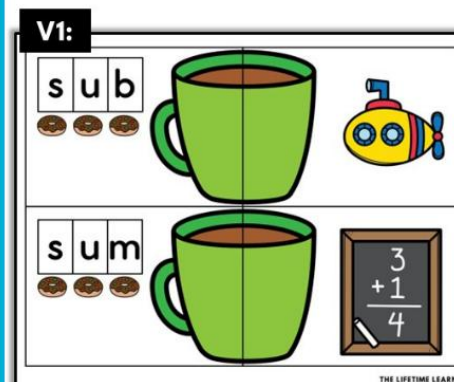
CENTER 6

Task Cards

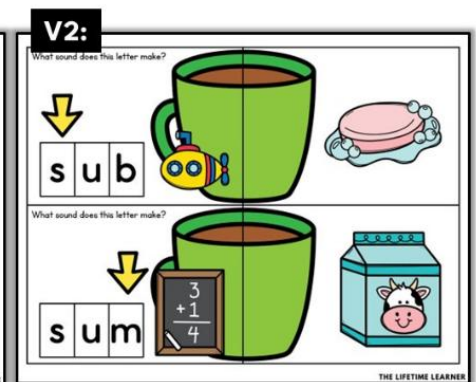


Students put the two sides of each task card together.

2 VERSIONS:



Version 1:
Blending Phonemes






Version 2:
Phoneme Segmentation




CENTER 7

3 Choices Game




Find the picture.

cub   

Find the picture.

bud   

Find the picture.

jug   

Students put a hand on each correct answer.

2 VERSIONS:

V1:

hum   

Find the picture.

yum   

Find the picture.

fun   

Find the picture.

pup   

Find the picture.

V2:

What word is this?

hug  hum  hut 

What word is this?

yum  sum  gum 

What word is this?

nut  rub  fun 

What word is this?

sun  bun  pup 

What word is this?



Version 1:
Find the picture.

Version 2:
Find the word.



CENTER 8

Letters Mixed Up


Unscramble the letters. Write the word on the line.


Unscramble the letters. Write the word on the line.

Unscramble the letters. Write the word on the line.




Unscramble the letters. Write the word on the line.



Name: _____

Letters Mixed Up

1.  yum

2. _____

3. _____

4. _____

5. _____

6. _____

7. _____

8. _____

9. _____



10. _____



Write the correct way to spell each word in each box.

Students unscramble the letters and write each word.



2 VERSIONS:



V1:

h  j 



Unscramble the letters. Write the word on the line.



f  c 

Unscramble the letters. Write the word on the line.

V2:

Unscramble the letters. Write the word on the line.

Unscramble the letters. Write the word on the line.

Version 1:
First Letter Hint

Version 2:
No Hint

CENTER

9

Words & Picture

Students put the correct picture next to each word.

2 VERSIONS:

Version 1: Students find the matching picture.

Version 2: Students find the matching word.

CENTER

10

3 Piece Puzzles

Students put each puzzle together.

2 VERSIONS:

Version 1:
Phoneme Blending (3 Pieces)

Version 2:
Phoneme Blending with
Picture Only (3 Pieces)

HOW TO USE THIS:

Ideas for Implementation:

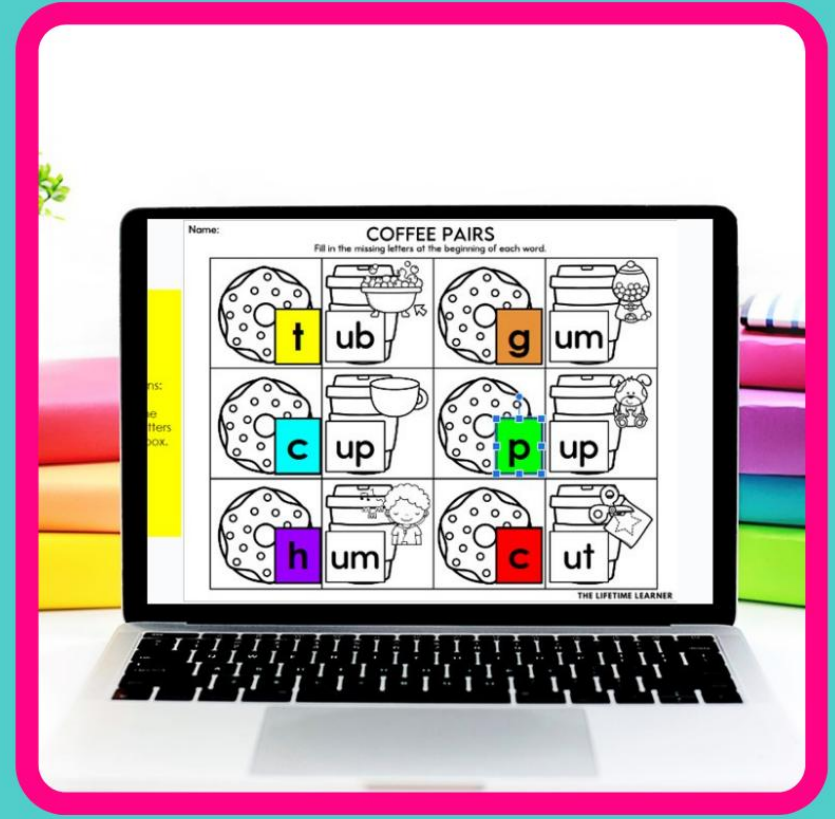
- pick and choose the centers you want to use: do what works best for your class!
- give less than 10 centers to students if you are short on time
- give students the whole day to complete all 10 centers/activities OR spread the room transformation out over a couple of days
- use the hands-on centers during your room transformation and the no-prep printables as a review during your reading block



PRINT & DIGITAL



Print & Go















Google Slides

There is a digital version of the
no-prep printables!



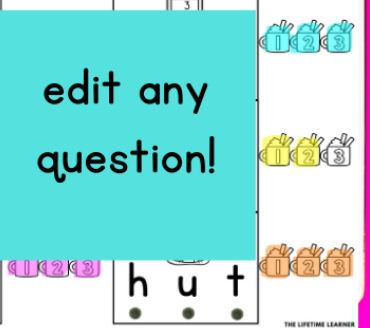







The no prep printable questions are **100% editable!**

Name: Judy **READ IT 3 TIMES**
Read each word 3 times. Color in a number each time you sound out a word.

 p u g	 1 2 3	 s u m	 1 2 3
 r u b	 1 2 3	 n u n	 1 2 3
 s u b	 1 2 3	 h u t	 1 2 3


THE LIFETIME LEARNER

Name: Judy **READ IT 3 TIMES**
Read each word 3 times. Color in a number each time you sound out a word.

 p u g	 1 2 3			 1 2 3
 r u b	 1 2 3			
 s u b	 1 2 3			
		 h u t	 1 2 3	

THE LIFETIME LEARNER

Center #1



Type here
Type here
Type here
Type here
Type here
Type here
Type here
Type here
Type here
Type here
Type here
Type here
Type here
Type here

Name: _____

THE LIFETIME LEARNER

10 Pre-Made
Centers
(Print & Go)

10 Pre-Made
Centers:
Editable Version

10 Blank Centers
To Add Your
Own Content

3 Versions Included

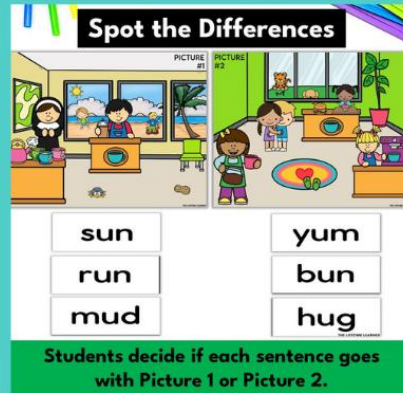
WHAT'S INCLUDED?



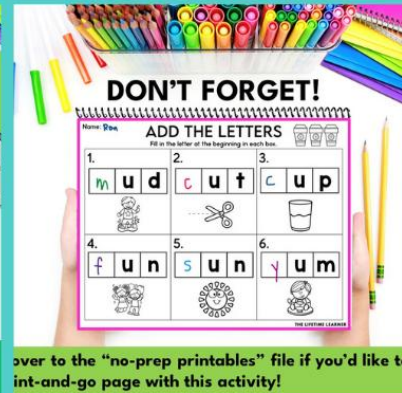
10 Color & B/W Posters



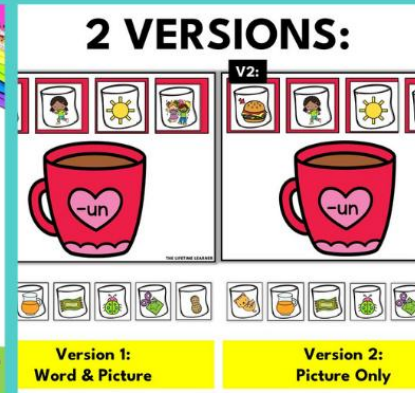
Recording Sheets



10 Hands On Centers



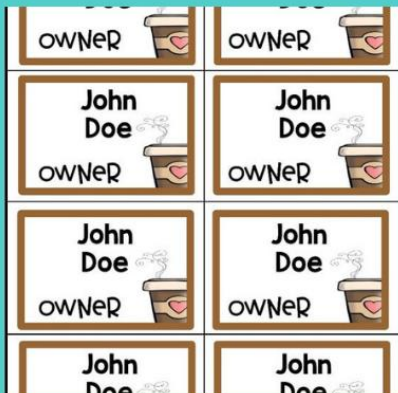
No Prep Printables



2 Versions of Most Activities



Printable Hats



Name Tags



Coloring Page



Folder Insert




Decor Posters

keep scrolling to see more!

WHAT'S INCLUDED?



Welcome Slide




Editable Versions



Banner



Certificate



Shopping Guide



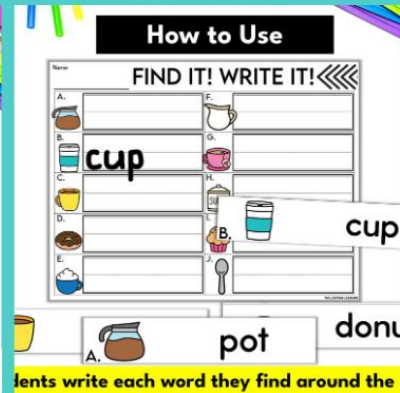
Admission Tickets



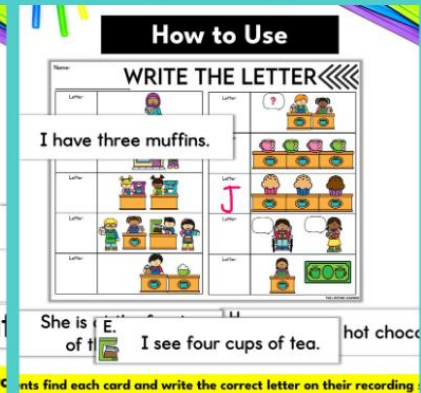
Digital Version



Answer Keys



Write the Room: Words



Write the Room: Sentences

jam-packed with fun, rigor, and engagement!

other resources this pairs well with:

Differentiate by grabbing reading for multiple grade levels!

Or, add in some math to your themed learning day!



COFFEE shop long E
ee, ea, ey

1ST GRADE PHONICS
By: The Lifetime Learner

EDITABLE ROOM TRANSFORMATION



COFFEE shop poetry

2ND GRADE READING
By: The Lifetime Learner

EDITABLE ROOM TRANSFORMATION



COFFEE shop add & subtract within 5
K.OA.5

KINDERGARTEN MATH
By: The Lifetime Learner

EDITABLE ROOM TRANSFORMATION



COFFEE shop add & subtract within 20
1.OA.6

1ST GRADE MATH
By: The Lifetime Learner

EDITABLE ROOM TRANSFORMATION



phonics MEGA BUNDLE

CLASSROOM TRANSFORMATIONS

40 THEME DAYS! THE LIFETIME LEARNER

KINDERGARTEN

When you purchase a Mega Bundle, you save 50% off the price of the individual resources!



math MEGA BUNDLE

CLASSROOM TRANSFORMATIONS

40 THEME DAYS! THE LIFETIME LEARNER

KINDERGARTEN

classroom transformations

low prep, fun, and engaging!



1st grade math



2nd grade math



3rd grade math



4th grade math



5th grade math



kindergarten math

K-5 MATH & READING



kindergarten reading



1st grade reading



2nd grade reading



GR 3-5 reading comprehension



3-5 reading add-on packs



alphabet letters

THE LIFETIME LEARNER'S CLASSROOM TRANSFORMATIONS ARE:

1. Engaging to Students
2. Classroom Tested (and Student-Approved)
3. Print and Digital Compatible
4. Jam-Packed with Content
5. Aligned to Reading Standards
6. Easy to Implement
7. Flexible for Every Classroom
8. Versatile Ways to Reward Students
9. Rigorous Student Learning Activities

All content is included so you can simply **print**
and get ready for an **AMAZING** experience
with your students!

Please Note:

- **There are 10 phonics centers and activities provided as well as décor and other extras!**
- **The digital version is provided in Google Slides.**
- **The hands-on centers are not editable. The no prep version is editable (except for the clipart).**
- **Nervous about trying your first room transformation? You'll be hooked once you try one! I promise!**
- **Feel free to contact me if you have questions or want to chat about room transformations! You can email me at lindsaythelifetimelearner@gmail.com**