


# WHAT IS THIS?

It's a low-prep room transformation!



Simply print the 10 phonics activities, put up a few included decor items, and you're ready for a great day!



This themed learning day has 10 centers that all give phonics practice with ending sounds in CVC words.

You can use 1, 5, or all 10--it's flexible!

Room transformations can be stress-free and low-prep.

Keep scrolling to learn how!



# Let's start with the basics...

## What is a classroom transformation?

A classroom transformation changes your room into a certain setting or theme to engage students in their own learning with rigorous content.



Donut Shop Day



Rock Star Day



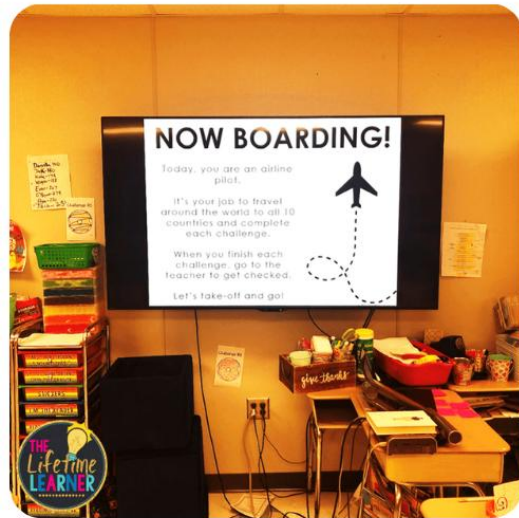
Camping Day

You don't have to spend hours of your time setting up a room transformation or spend lots of money to make it **SO MUCH FUN!**

# STEP 1:

Tell your class they are pilots today!

They will complete ending sounds in CVC words activities set up around the room. You can do this for a day, a few days, or over the course of a week!



Flexibility is key.

Need to modify? No problem!  
Choose how many centers students will need to complete and what time frame they have to meet YOUR needs.



Set-up is quick and easy.

Simply print the posters, 10 activities, and a recording sheet for each student. Place them around your room and you're ready to begin!



# STEP 2:

Let students move around the room and complete each center. They can be completed in any order. All centers include practice with ending sounds in CVC words. Some centers also include phonemic awareness skills such as rhyming, identifying sounds, blending phonemes, phoneme addition/removal/substitution, and more!

## Optional Recording Sheet

When a student finishes a center, you sign that spot on their recording sheet to keep track of what they've completed.

## Freedom to choose.

Students can work in partners, rotations, groups, or independently. Your choice!

**Pilot Day**

Center #1	<input type="checkbox"/>	Center #6	<input type="checkbox"/>
Center #2	<input type="checkbox"/>	Center #7	<input type="checkbox"/>
Center #3	<input type="checkbox"/>	Center #8	<input type="checkbox"/>
Center #4	Jo	Center #9	<input type="checkbox"/>
Center #5	<input type="checkbox"/>	Center #10	<input type="checkbox"/>

Name: \_\_\_\_\_

**ADD THE LETTERS**

Name: LUKE

Read each word. Write a letter in each box.

z i p	h i t	f i x
m u d	c a b	h o p

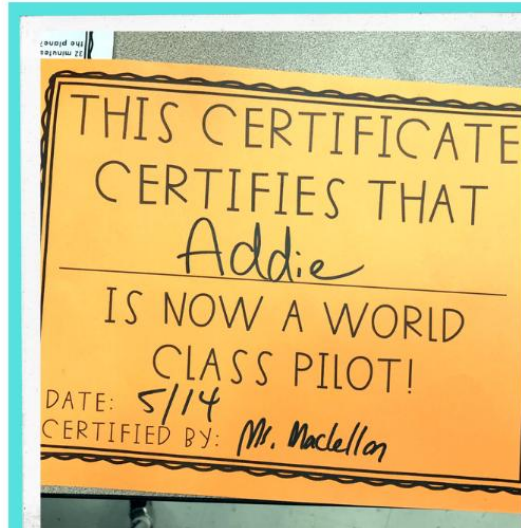
# STEP 3:

When students finish all activities you've assigned, they win! You can give them the included certificate, coloring page, or a small prize of your choice.

A shopping guide is also included to give you suggestions of optional "extras" you could add in.

## Remember:


Anything different from a "normal" day in the classroom is special to students! A reward at the end isn't required during a classroom transformation.




Certificate



Coloring Page



In Action Pic



Prize










# STEP 4:

Most of the time, there are early finishers. These kiddos get to go around the room and complete a write the room activity! No one is ever bored.

## How to Use

Name: \_\_\_\_\_

**FIND IT! WRITE IT!** <<<<

A. 	F.  truck
B. 	G. 
C. 	H. 
F.  truck	J. 
E. 	

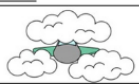









E.  H.  cart ticket




Students write each word they find around the room.

## How to Use

Name: \_\_\_\_\_

**WRITE THE LETTER** <<<<

Letter: _____		Letter: _____	
Letter: _____		I.  The plane will go <u>over</u> the clouds.	
Letter: _____		Letter: _____	
Letter: _____		Letter: _____	
Letter: <b>I</b>		Letter: _____	

C.  The plane will go up the clouds. B.  The plane will go up the clouds. G.  The plane will go over the clouds.

Students find each card and write the correct letter on their recording sheet.

Version 1:  
Words


Choose between  
2 versions!

Version 2:  
Read Sentences





# THE CONTENT:

10 high-interest centers  
in 2 formats: hands-on & no prep!


## Hands-On Centers



I SPY:

?	?		?
Ends in T	Ends in W	Ends in C	Ends in B
?		?	
Ends in G	Ends in M	Ends in A	Ends in D
	?	?	?
Ends in P	Ends in L	Ends in N	Ends in Z

What do you see in the picture? Put a check or an X on each one. 6 are right and 6 are wrong.



## No-Prep Printables



I SPY:

<del>?</del>	<del>?</del>	<del>?</del>	<del>?</del>
Ends in T	Ends in W	Ends in C	Ends in B
<del>?</del>	?	<del>?</del>	?
Ends in G	Ends in M	Ends in A	Ends in D
<del>?</del>	<del>?</del>	<del>?</del>	<del>?</del>
Ends in P	Ends in L	Ends in N	Ends in Z

What do you see in the picture? Put a check or an X on each one. 6 are right and 6 are wrong.


You can use the "Hands-On" Centers where students can manipulate and move pieces around. These are easy to laminate and can be reused for years to come.

Or, you can use the "No-Prep Printables" where you simply print and go!

Some teachers use BOTH together!

# CENTER 1

## Color by Code




Students color in the picture using their phonic skills.




# CENTER 2

## Pairs Activity



Students put the two sides together to form each word.

## 2 VERSIONS:



Version 1:  
Ending Sound

Version 2:  
Full Word

# CENTER 3

## Sorting Game

Put the words that go with this worker in the box.

Put the words that go with this worker in the box.

Put the words that go with this worker in the box.

pop pig fox cab cop dig

bib box fix jog cup wag

Students sort each card onto the correct mat.

## 2 VERSIONS:

**V1:**

Put the words that go with this worker in the box.

bib tub web cab

**V2:**

Put the words that go with this worker in the box.

wag jog cup six pop

Version 1:  
Word and picture given

Version 2:  
Picture given

# CENTER 4

## Fill in the Blank

		ru		n
su		ba		t
he		bi		g

Students match up the task cards that go together.

## 2 VERSIONS:

**V1:**

di 
  | g |

su 
  | n |

**V2:**

I can di 
  | g |

I see the su 
  | n |

Version 1:  
Word

Version 2:  
Sentence

# CENTER 5

## Missing Letters

Task cards for missing letters. One card shows 's u' with a sun. Another shows 'r o' with a robber. A third shows 'h u' with two children. A larger card titled 'Add the Letter' has a grid with 'h u m' and a girl singing, and a 'm' in a separate box.

Students fill in the missing letters on each task card.

## 2 VERSIONS:

**V1:**

s u	d o
z i	h i

**V2:**


**Version 1:  
Ending Letter Missing**

**Version 2:  
Full Word Missing**

# CENTER 6

## Right or Wrong?

**RIGHT SUITCASES**  
Place 10 passengers that are right here.

**WRONG SUITCASES**  
Place 10 passengers that are wrong here.

Ends in T:

Ends in N:

Ends in G:

Ends in D:

Ends in P:

Ends in G:

Students decide if each picture matches the word shown. Then, they sort it onto the right or wrong mat.

## 2 VERSIONS:

**V1:**

ends in T	ends in N	ends in G	ends in T	ends in N
ends in D	ends in G	ends in B	ends in N	ends in P

**V2:**

fat	fan	wig	hat	fin
hid	log	rob	pan	sip

**Version 1:  
Ending Sound**

**Version 2:  
Full Word**

# CENTER 7

## I Spy



I SPY:

?	?	X	?
Ends in T	Ends in W	Ends in C	Ends in B
?	X	?	✓
Ends in G	Ends in M	Ends in A	Ends in D
✓	?	?	?
Ends in P	Ends in L	Ends in N	Ends in Z

What do you see in the picture? Put a check or an X on each one. 6 are right and 6 are wrong.



Students look at the picture and decide if each word is shown. They put a check or X in each spot.

## 2 VERSIONS:

V1:

I SPY:

?	?	?	?
Ends in T	Ends in W	Ends in C	Ends in B
?	?	?	?
Ends in G	Ends in M	Ends in A	Ends in D
?	?	✓	?
Ends in P	Ends in L	Ends in N	Ends in Z

What do you see in the picture? Put a check or an X on each one. 6 are right and 6 are wrong.



Version 1: Ending Sound

V2:

I SPY:

?	?	?	?
ba_	hu_	bu_	we_
?	?	?	?
wi_	yu_	zi_	ki_
?	?	✓	?
mo_	fo_	pe_	fi_

What do you see in the picture? Put a check or an X on each one. 6 are right and 6 are wrong.



Version 2: Letter Missing at End

# CENTER 8

## What Does Not Belong?

hut	
cut	
pup	

Which doesn't have the same ending sound?

Students decide which word doesn't rhyme with the others.

## 3 VERSIONS:

V1:

hut	1	fun	2
cut		gum	
pup		bun	
Which doesn't have the same ending sound?		Which doesn't have the same ending sound?	
mud	3	net	4
rug		pet	
tug		yes	
Which doesn't have the same ending sound?		Which doesn't have the same ending sound?	

V2:

hut	1	fun	2
cut		gum	
pup		bun	
Which doesn't have the same ending sound?		Which doesn't have the same ending sound?	
mud	3	net	4
rug		pet	
tug		yes	
Which doesn't have the same ending sound?		Which doesn't have the same ending sound?	

V3:

hut	1	fun	2
cut		gum	
pup		bun	
Which doesn't have the same ending sound?		Which doesn't have the same ending sound?	
mud	3	net	4
rug		pet	
tug		yes	
Which doesn't have the same ending sound?		Which doesn't have the same ending sound?	

Version 1: Words  
Version 2: Pictures & Words  
Version 3: Picture Only

# CENTER 9

## Phoneme Substitution Puzzles


#1 bad → bag 


#2 rag → ram 


#3 man → map 


Students put each 2-piece puzzle together.


## 2 VERSIONS:


V1: #4 bib → big 

#5 hip → hit 

#6 fog → fox 

V2: #4 bib → big 

#5 hip → hit 




#6 fog → fox 




Version 1:  
Picture & Word




Version 2:  
Picture Only

# CENTER 10

## 3 Choices Game




What is the ending sound?  
 D  C  H

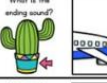


What is the ending sound?  
 K  L  M

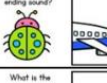


What is the ending sound?  
 N  O  P




Students put a hand on each correct answer.




## 2 VERSIONS:




V1: ending sound  
 L  D  H




What is the ending sound?  
 O  T  F




What is the ending sound?  
 J  D  G

What is the ending sound?  
 Q  S  U

V2: ends with  
 D  

ends with  
 T  

ends with  
 G  

ends with  
 S  

Version 1:  
Find the letter.

Version 2:  
Find the picture.


# HOW TO USE THIS:

## Ideas for Implementation:

- pick and choose the centers you want to use: do what works best for your class!
- give less than 10 centers to students if you are short on time
- give students the whole day to complete all 10 centers/activities OR spread the room transformation out over a couple of days
- use the hands-on centers during your room transformation and the no-prep printables as a review during your reading block



# PRINT & DIGITAL



Print & Go

Google Slides

There is a digital version of the  
no-prep printables!

# The no prep printable questions are **100% editable!**

Name: **WHAT DOESN'T BELONG?**

Cross out the one that doesn't have the same ending sound as the others.

1. <input type="checkbox"/> hut	2. <input type="checkbox"/> fun	3. <input checked="" type="checkbox"/> <del>rod</del>	4. <input type="checkbox"/> net
<input type="checkbox"/> cut	<input checked="" type="checkbox"/> <del>gun</del>	<input type="checkbox"/> rug	<input type="checkbox"/> pet
<input checked="" type="checkbox"/> <del>pur</del>	<input type="checkbox"/> bun	<input type="checkbox"/> tug	<input checked="" type="checkbox"/> <del>yes</del>
5. <input checked="" type="checkbox"/> <del>gra</del>	6. <input type="checkbox"/> hit	7. <input type="checkbox"/> pot	8. <input checked="" type="checkbox"/> <del>da</del>
<input type="checkbox"/> men	<input type="checkbox"/> sit	<input type="checkbox"/> dot	<input type="checkbox"/> box
<input type="checkbox"/> ten	<input checked="" type="checkbox"/> <del>mix</del>	<input checked="" type="checkbox"/> <del>top</del>	<input type="checkbox"/> fox
9. <input type="checkbox"/> bib	10. <input checked="" type="checkbox"/> <del>van</del>	11. <input type="checkbox"/> pat	12. <input type="checkbox"/> rag
<input checked="" type="checkbox"/> <del>pia</del>	<input type="checkbox"/> lap	<input type="checkbox"/> hat	<input checked="" type="checkbox"/> <del>abs</del>
<input type="checkbox"/> rib	<input type="checkbox"/> nap	<input checked="" type="checkbox"/> <del>mad</del>	<input type="checkbox"/> bag

THE LIFETIME LEARNER

Name: **WHAT DOESN'T BELONG?**

Cross out the one that doesn't have the same ending sound as the others.

1. <input type="checkbox"/> hut	2. <input type="checkbox"/> fun	3. <input type="checkbox"/> rod	4. <input type="checkbox"/> net
<input type="checkbox"/> cut	<input type="checkbox"/> gun	<input type="checkbox"/> rug	<input type="checkbox"/> pet
<input type="checkbox"/> pur	<input type="checkbox"/> bun	<input type="checkbox"/> tug	<input type="checkbox"/> yes
5. <input type="checkbox"/> gra	6. <input type="checkbox"/> hit	7. <input type="checkbox"/> pot	8. <input type="checkbox"/> da
<input type="checkbox"/> men	<input type="checkbox"/> sit	<input type="checkbox"/> dot	<input type="checkbox"/> box
<input type="checkbox"/> ten	<input type="checkbox"/> mix	<input type="checkbox"/> top	<input type="checkbox"/> fox
9. <input type="checkbox"/> bib	10. <input type="checkbox"/> van	11. <input type="checkbox"/> pat	12. <input type="checkbox"/> rag
<input type="checkbox"/> pia	<input type="checkbox"/> lap	<input type="checkbox"/> hat	<input type="checkbox"/> abs
<input type="checkbox"/> rib	<input type="checkbox"/> nap	<input type="checkbox"/> mad	<input type="checkbox"/> bag

edit any question!

THE LIFETIME LEARNER

**Center #1**

Type here  
Type here  
Type here  
Type here  
Type here  
Type here  
Type here  
Type here  
Type here  
Type here  
Type here  
Type here  
Type here  
Type here  
Type here  
Type here  
Type here  
Type here  
Type here  
Type here

Name: \_\_\_\_\_

THE LIFETIME LEARNER

10 Pre-Made Centers  
(Print & Go)

10 Pre-Made Centers:  
Editable Version

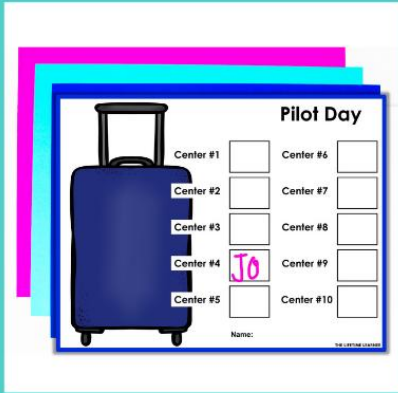
10 Blank Centers  
To Add Your Own Content

# 3 Versions Included

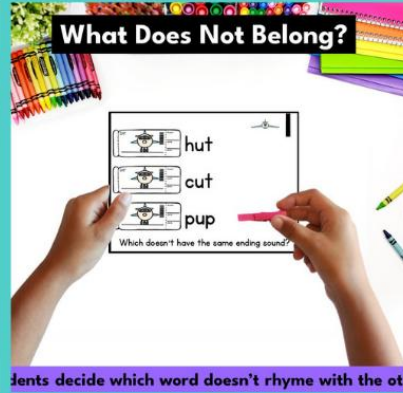
# WHAT'S INCLUDED?



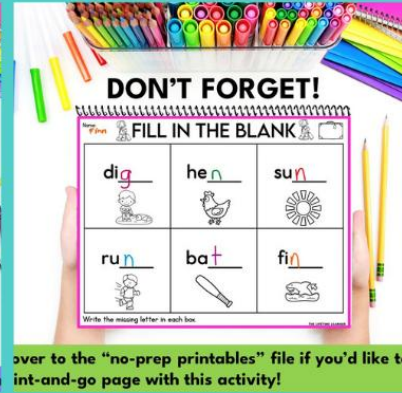
10 Color & B/W Posters



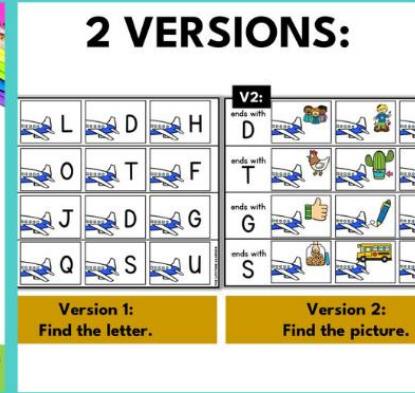
Recording Sheets



10 Hands On Centers



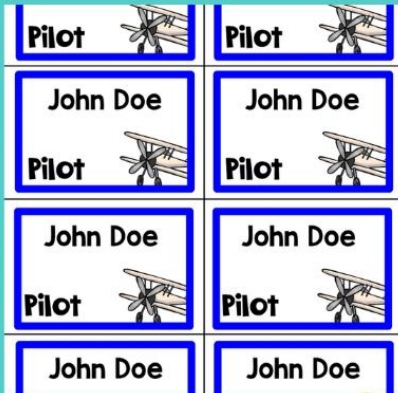
No Prep Printables



2 Versions of Most Activities




Printable Hats



Name Tags



Coloring Page




Folder Insert



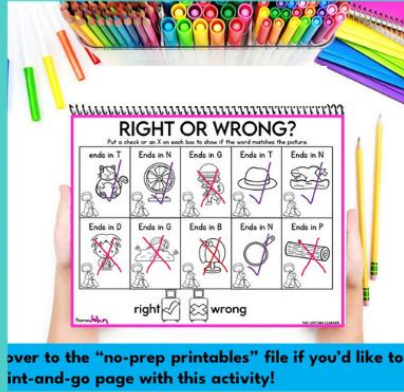
Decor Posters

keep scrolling to see more!

# WHAT'S INCLUDED?



Welcome Slide

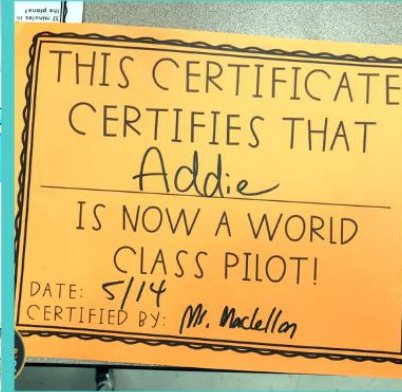


Click over to the "no-prep printables" file if you'd like to print-and-go page with this activity!

Editable Versions



Banner



Certificate




Shopping Guide



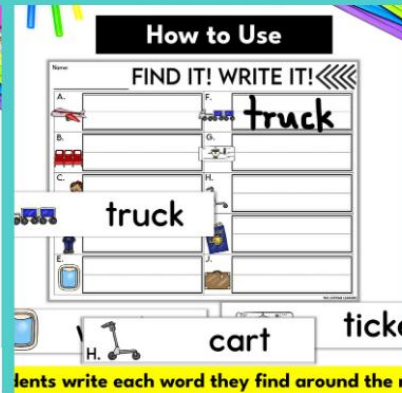
Admission Tickets




Digital Version



Answer Keys



Write the Room: Words



Write the Room: Sentences

jam-packed with fun, rigor, and engagement!

# other resources this pairs well with:

Differentiate by grabbing reading for multiple grade levels!


Or, add in some math to your themed learning day!




**PILOT day** glued sounds  
1ST GRADE PHONICS  
By: The Lifetime Learner  
EDITABLE ROOM TRANSFORMATION



**PILOT day** letter J  
ALPHABET LETTERS  
By: The Lifetime Learner  
EDITABLE ROOM TRANSFORMATION



**PILOT day** count to 100  
K.CC.1  
KINDERGARTEN MATH  
By: The Lifetime Learner  
EDITABLE ROOM TRANSFORMATION



**PILOT day** count within 120  
1.NBT.1  
1ST GRADE MATH  
By: The Lifetime Learner  
EDITABLE ROOM TRANSFORMATION



**phonics** MEGA BUNDLE  
CLASSROOM TRANSFORMATIONS  
40 THEME DAYS!  
THE LIFETIME LEARNER  
KINDERGARTEN

When you purchase a Mega Bundle, you save 50% off the price of the individual resources!



**math** MEGA BUNDLE  
CLASSROOM TRANSFORMATIONS  
40 THEME DAYS!  
THE LIFETIME LEARNER  
KINDERGARTEN

# classroom transformations

## low prep, fun, and engaging!



1st grade math



2nd grade math



3rd grade math



4th grade math



5th grade math



kindergarten math

# K-5 MATH & READING



kindergarten reading



1st grade reading



2nd grade reading



GR 3-5 reading comprehension



3-5 reading add-on packs



alphabet letters

# THE LIFETIME LEARNER'S CLASSROOM TRANSFORMATIONS ARE:

1. Engaging to Students
2. Classroom Tested (and Student-Approved)
3. Print and Digital Compatible
4. Jam-Packed with Content
5. Aligned to Reading Standards
6. Easy to Implement
7. Flexible for Every Classroom
8. Versatile Ways to Reward Students
9. Rigorous Student Learning Activities

**All content is included** so you can simply **print**  
**and get ready** for an **AMAZING** experience  
**with your students!**

# Please Note:

- **There are 10 phonics centers and activities provided as well as décor and other extras!**
- **The digital version is provided in Google Slides.**
- **The hands-on centers are not editable. The no prep version is editable (except for the clipart).**
- **Nervous about trying your first room transformation? You'll be hooked once you try one! I promise!**
- **Feel free to contact me if you have questions or want to chat about room transformations! You can email me at [lindsaythelifetimelearner@gmail.com](mailto:lindsaythelifetimelearner@gmail.com)**