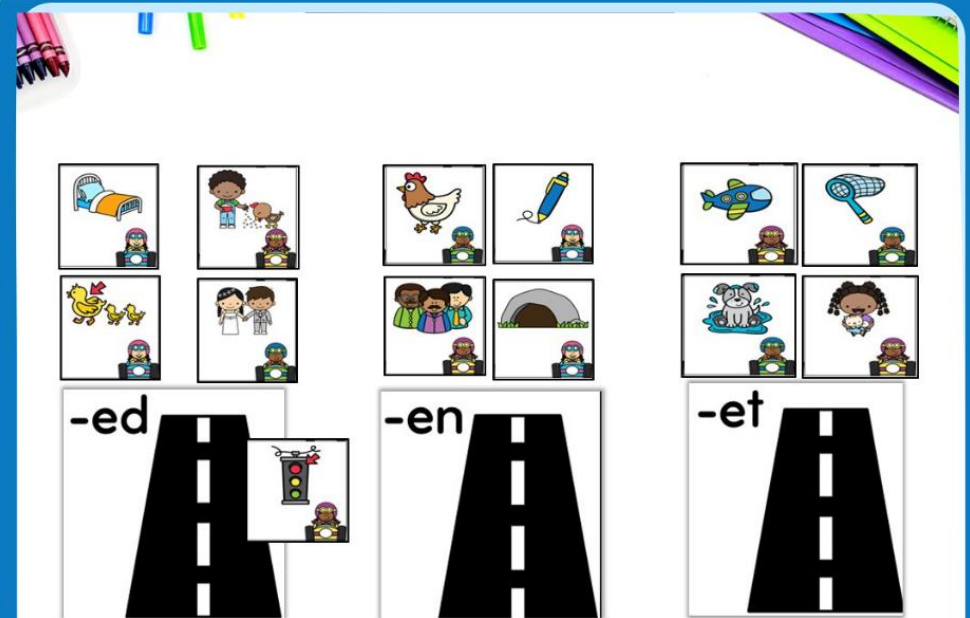


WHAT IS THIS?

It's a low-prep room transformation!



Simply print the 10 phonics activities, put up a few included decor items, and you're ready for a great day!



This themed learning day has 10 centers that all give phonics practice with CVC Short E Words.

You can use 1, 5, or all 10--it's flexible!

Room transformations can be stress-free and low-prep.

Keep scrolling to learn how!



Let's start with the basics...

What is a classroom transformation?

A classroom transformation changes your room into a certain setting or theme to engage students in their own learning with rigorous content.



Donut Shop Day



Rock Star Day



Camping Day

You don't have to spend hours of your time setting up a room transformation or spend lots of money to make it **SO MUCH FUN!**

STEP 1:

Tell your class they are race car drivers today!

They will complete CVC Short E Word activities set up around the room. You can do this for a day, a few days, or over the course of a week!



Race Car Day

Center #1	<input type="checkbox"/>	Center #6	<input type="checkbox"/>
Center #2	<input type="checkbox"/>	Center #7	<input type="checkbox"/>
Center #3	<input type="checkbox"/>	Center #8	<input type="checkbox"/>
Center #4	<input checked="" type="checkbox"/>	Center #9	<input type="checkbox"/>
Center #5	<input type="checkbox"/>	Center #10	<input type="checkbox"/>

Name: _____

THIS OR THAT? Is the word real or fake?

fad	<input checked="" type="checkbox"/>	hen	<input checked="" type="checkbox"/>
pen	<input checked="" type="checkbox"/>	pef	<input checked="" type="checkbox"/>
bep	<input checked="" type="checkbox"/>	yes	<input checked="" type="checkbox"/>
net	<input checked="" type="checkbox"/>	zet	<input checked="" type="checkbox"/>
len	<input checked="" type="checkbox"/>	kem	<input checked="" type="checkbox"/>
des	<input checked="" type="checkbox"/>	ged	<input checked="" type="checkbox"/>

Flexibility is key.

Need to modify? No problem!
Choose how many centers students will need to complete and what time frame they have to meet YOUR needs.



Set-up is quick and easy.

Simply print the posters, 10 activities, and a recording sheet for each student. Place them around your room and you're ready to begin!



STEP 2:

Let students move around the room and complete each center. They can be completed in any order. All centers include practice with CVC Short E Words. Some centers also include phonemic awareness skills such as rhyming, identifying sounds, blending phonemes, phoneme addition/removal/substitution, and more!

Optional Recording Sheet

When a student finishes a center, you sign that spot on their recording sheet to keep track of what they've completed.

Freedom to choose.

Students can work in partners, rotations, groups, or independently. Your choice!

Race Car Day

Center #1	<input type="checkbox"/>	Center #6	<input type="checkbox"/>
Center #2	<input type="checkbox"/>	Center #7	<input type="checkbox"/>
Center #3	<input type="checkbox"/>	Center #8	<input type="checkbox"/>
Center #4	EJ	Center #9	<input type="checkbox"/>
Center #5	<input type="checkbox"/>	Center #10	<input type="checkbox"/>

Name: _____

THIS OR THAT? Is the word real or fake?

fed	<input checked="" type="checkbox"/>	<input type="checkbox"/>	hen	<input checked="" type="checkbox"/>	<input type="checkbox"/>
pen	<input checked="" type="checkbox"/>	<input type="checkbox"/>	pet	<input checked="" type="checkbox"/>	<input type="checkbox"/>
bep	<input checked="" type="checkbox"/>	<input checked="" type="checkbox"/>	yes	<input checked="" type="checkbox"/>	<input type="checkbox"/>
net	<input checked="" type="checkbox"/>	<input type="checkbox"/>	zet	<input checked="" type="checkbox"/>	<input checked="" type="checkbox"/>
len	<input checked="" type="checkbox"/>	<input type="checkbox"/>	kem	<input checked="" type="checkbox"/>	<input checked="" type="checkbox"/>
des	<input checked="" type="checkbox"/>	<input type="checkbox"/>	ged	<input checked="" type="checkbox"/>	<input type="checkbox"/>


STEP 3:

When students finish all activities you've assigned, they win! You can give them the included certificate, coloring page, or a small prize of your choice.


A shopping guide is also included to give you suggestions of optional "extras" you could add in.

Remember:

Anything different from a "normal" day in the classroom is special to students! A reward at the end isn't required during a classroom transformation.



Certificate



Coloring Page



In Action Pic



Prize










STEP 4:

Most of the time, there are early finishers. These kiddos get to go around the room and complete a write the room activity! No one is ever bored.

How to Use

Name: _____

FIND IT! WRITE IT! <<<<

A. 	F. 
B. 	G.  flag
C. 	H. _____
D.  flag	I. 
E. 	J. 

THE LIFETIME LEARNER

E. 












H.  **traffic light** **car**

Students write each word they find around the room.



How to Use

Name: _____

WRITE THE LETTER <<<<

Letter: _____		Letter: _____	
Letter: B		Letter: _____	
Letter: _____		Letter: _____	
Letter: _____		B.  She is by the flag.	
Letter: _____		Letter: _____	
		Letter: _____	

THE LIFETIME LEARNER

I.  I have G.  I got a flat tire. _____ her helmet.

Students find each card and write the correct letter on their recording sheet.

**Version 1:
Words**

**Choose between
2 versions!**

**Version 2:
Read Sentences**

THE CONTENT:

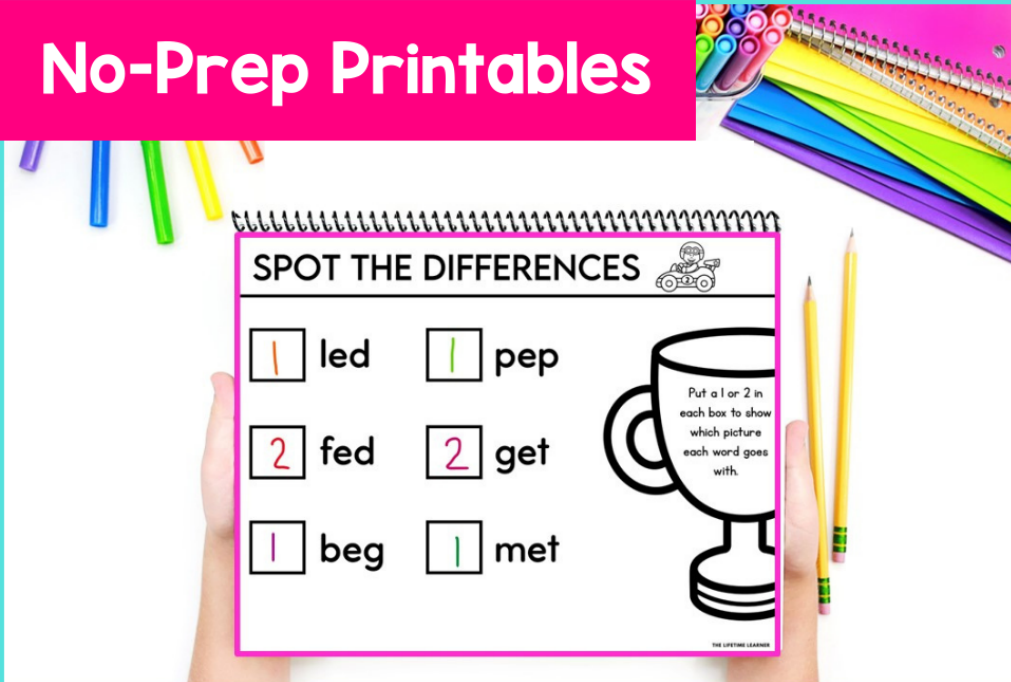
**10 high-interest centers
in 2 formats: hands-on & no prep!**

Hands-On Centers



You can use the "Hands-On" Centers where students can manipulate and move pieces around. These are easy to laminate and can be reused for years to come.

No-Prep Printables

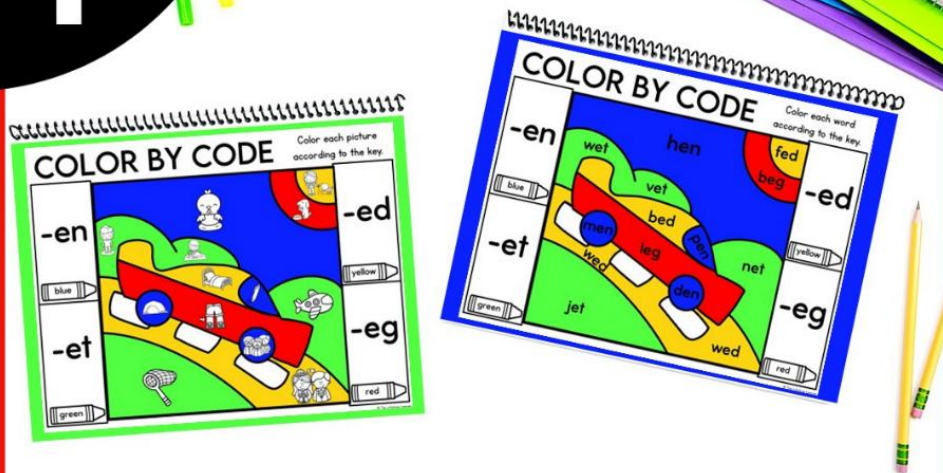


Or, you can use the "No-Prep Printables" where you simply print and go!

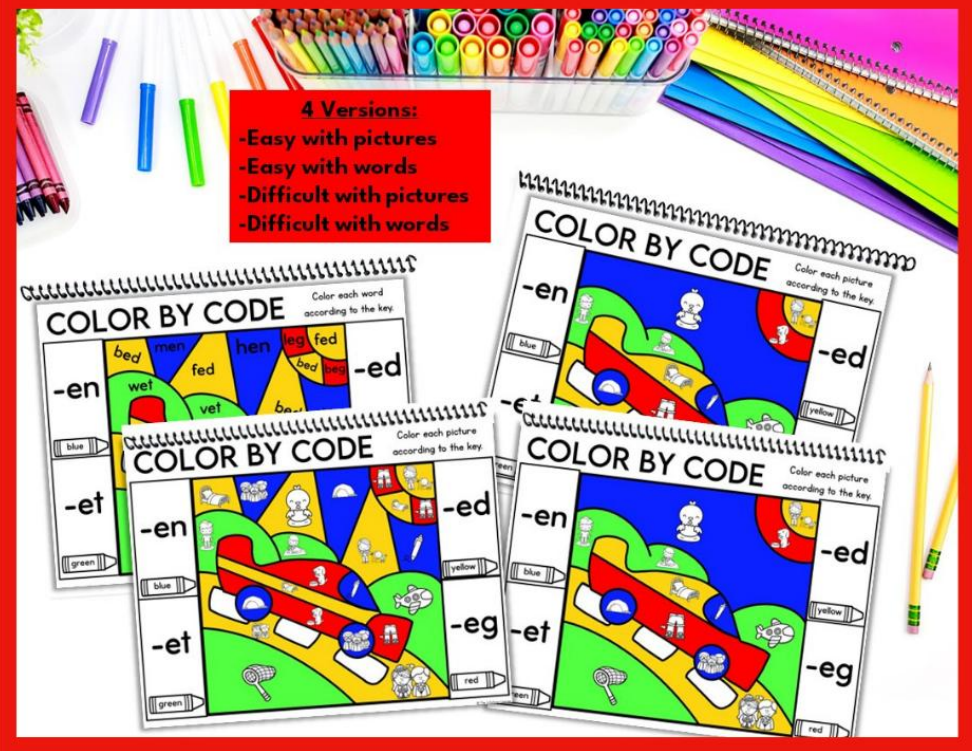
Some teachers use BOTH together!

CENTER 1

Color by Code




Students color in the picture using their phonic skills.




CENTER 2

Sorting Game



Students sort each card onto the correct cone.

2 VERSIONS:



Version 1:
Pictures

Version 2:
Picture and Word Hint

CENTER 3

Letters Mixed Up

Activity cards include:

- Card 4: Unscramble the letters. Write the word on the line. Letters: g e m
- Card 1: Unscramble the letters. Write the word on the line. Letters: b e w
- Card 3: Unscramble the letters. Write the word on the line. Letters: h n e
- Card 5: Unscramble the letters. Write the word on the line. Letters: y s e

Worksheet: Letters Mixed Up

Name: _____

1. _____ 2. bed 3. _____ 4. _____

5. _____ 6. _____ 7. _____ 8. _____

9. _____ 10. _____

11. _____ 12. _____

Write the correct way to spell each word in each box.

THE LIFETIME LEARNER

Students unscramble the letters and write each word.

2 VERSIONS:

V1:

n e p	t w e
p	w
9 Unscramble the letters. Write the word on the line.	10 Unscramble the letters. Write the word on the line.
e t p	r d e
p	r
11 Unscramble the letters. Write the word on the line.	12 Unscramble the letters. Write the word on the line.

V2:

n e p	t w e
p	w
9 Unscramble the letters. Write the word on the line.	10 Unscramble the letters. Write the word on the line.
e t p	r d e
p	r
11 Unscramble the letters. Write the word on the line.	12 Unscramble the letters. Write the word on the line.

THE LIFETIME LEARNER

Version 1:
No Hint

Version 2:
First Letter Hint

CENTER 4

Missing Letters

Activity cards include:

- Card 1: What letter is missing? Letters: g
- Card 10: What letter is missing? Letters: e n
- Card 10: What letter is missing? Letters: e m

Worksheet: Add the Letter

Name: _____

1. _____ 2. _____ 3. _____ 4. _____

5. _____ 6. get 7. _____ 8. g

9. _____ 10. _____

Write 1 letter in each box to complete each word.

THE LIFETIME LEARNER

Students fill in the missing letters on each task card.

3 VERSIONS:

V1:

What letter is missing?	What letter is missing?
e s	e t
5	6
What letter is missing?	What letter is missing?
e t	e p
7	8

V2:

What letter is missing?	What letter is missing?
y e	m e
5	6
What letter is missing?	What letter is missing?
v e	p e
7	8

V3:



Write the word.	Write the word.
_____	_____
5	6
Write the word.	Write the word.
_____	_____
7	8



THE LIFETIME LEARNER



Version 1: Beginning
Version 2: Ending
Version 3: Blank

CENTER 5

Change a Letter Puzzles



#1 ~~bed~~ f →  



#2 ~~led~~ w →  



#3 ~~leg~~ b →  


Students put each 2-piece puzzle together.


2 VERSIONS:


V1: #4 ~~hen~~ d →  

#5 ~~men~~ p →  

#6 ~~get~~ j →  

V2: #4 ~~hen~~ den 

#5 ~~men~~ pen 


#6 ~~get~~ jet 

Version 1:
Picture


Version 2:
Word

CENTER 6


This or That?

Do they rhyme? 


fed and wed

Do they rhyme? 

yes and web

Do they rhyme? 


men and ten

Do they rhyme? 


net and pep

Students put a checkmark on the side with the correct answer.


2 VERSIONS:

V1: Do they rhyme? 


fed and wed

Do they rhyme? 


yes and web

Do they rhyme? 


men and ten

Do they rhyme? 


net and pep

V2: Is this a real word? 


fed

Is this a real word? 

pen

Is this a real word? 

bep

Is this a real word? 

net

Version 1:
Rhyming Words

Version 2:
Nonsense Words or Real

CENTER 7

Matching Cards

Students put the two sides of each task card together.

2 VERSIONS:

V1: 	V2:

Version 1:
Blending Phonemes

Version 2:
Phoneme Segmentation

CENTER 8

Mystery Word

MYSTERY WORD			

Read each card. Cross the matching picture out. Which word is left at the end? Circle it!

Read each card. Cross the pictures off to find what word is left at the end!

2 VERSIONS:

V1: 	V2:
----------------	----------------

Cut the cards out. Have students read each card and cross it out on their Mystery Word board.

Cut the cards out. Have students read each card and cross it out on their Mystery Word board.


Version 1:
9 Squares


Version 2:
12 Squares

CENTER 9

Spell CVC Words


#1 _____ 10


#2 _____ 


#3 _____ 


Students put each 2-piece puzzle together.


2 VERSIONS:


V1: _____ 


#4 _____ 


#5 _____ 

#6 _____ 

V2: e _____ 

#4 e _____ 

#5 e _____ 


#6 e _____ 


Version 1:
Fill in the letters.

Version 2:
Hint given

CENTER 10

Spot the Differences

PICTURE #1 

PICTURE #2 

led

met

fed

wet

beg

wed

get

net

pep

Students decide if each sentence goes with Picture 1 or Picture 2.

2 VERSIONS:

PICTURE #1 

PICTURE #2 

V1: _____

V2: _____

wet

men

web

ten

wed

net

wet 

men 

web 

ten 

wed 

net 

Version 1:
No Hint

Version 2:
With Hint

HOW TO USE THIS:

Ideas for Implementation:

- pick and choose the centers you want to use: do what works best for your class!
- give less than 10 centers to students if you are short on time
- give students the whole day to complete all 10 centers/activities OR spread the room transformation out over a couple of days
- use the hands-on centers during your room transformation and the no-prep printables as a review during your reading block



PRINT & DIGITAL



Print & Go



Google Slides

There is a digital version of the
no-prep printables!

The no prep printable questions are **100% editable!**

THIS OR THAT? Do the words in each pair rhyme?


fed	wed	<input checked="" type="checkbox"/>	<input type="checkbox"/>	hen	pen	<input checked="" type="checkbox"/>	<input type="checkbox"/>
yes	web	<input checked="" type="checkbox"/>	<input type="checkbox"/>	led	fed	<input checked="" type="checkbox"/>	<input type="checkbox"/>
men	ten	<input checked="" type="checkbox"/>	<input type="checkbox"/>	met	get	<input checked="" type="checkbox"/>	<input type="checkbox"/>
net	pep	<input checked="" type="checkbox"/>	<input checked="" type="checkbox"/>	get	gem	<input checked="" type="checkbox"/>	<input type="checkbox"/>
gem	set	<input checked="" type="checkbox"/>	<input type="checkbox"/>	bed	beg	<input checked="" type="checkbox"/>	<input type="checkbox"/>
wed	wet	<input checked="" type="checkbox"/>	<input type="checkbox"/>	vet	pet	<input checked="" type="checkbox"/>	<input type="checkbox"/>

THIS OR THAT? Do the words in each pair rhyme?

fed	wed	<input checked="" type="checkbox"/>	<input type="checkbox"/>	hen	pen	<input checked="" type="checkbox"/>	<input type="checkbox"/>
yes	web	<input checked="" type="checkbox"/>	<input type="checkbox"/>	led	fed	<input checked="" type="checkbox"/>	<input type="checkbox"/>
men	ten	<input checked="" type="checkbox"/>	<input type="checkbox"/>	met	get	<input checked="" type="checkbox"/>	<input type="checkbox"/>
net	pep	<input checked="" type="checkbox"/>	<input checked="" type="checkbox"/>	get	gem	<input checked="" type="checkbox"/>	<input type="checkbox"/>
gem	set	<input checked="" type="checkbox"/>	<input type="checkbox"/>	bed	beg	<input checked="" type="checkbox"/>	<input type="checkbox"/>
wed	wet	<input checked="" type="checkbox"/>	<input type="checkbox"/>	vet	pet	<input checked="" type="checkbox"/>	<input type="checkbox"/>

edit any question!

Center #1



Type here
Type here
Type here
Type here
Type here
Type here
Type here
Type here
Type here
Type here
Type here
Type here
Type here
Type here
Type here

Name: _____

THE LIFETIME LEARNER

10 Pre-Made
Centers
(Print & Go)

10 Pre-Made
Centers:
Editable Version


10 Blank Centers
To Add Your
Own Content

3 Versions Included

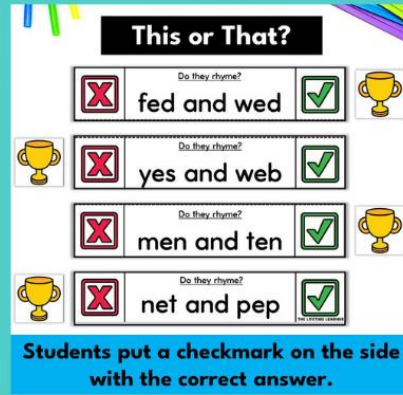
WHAT'S INCLUDED?



10 Color & B/W Posters



Recording Sheets



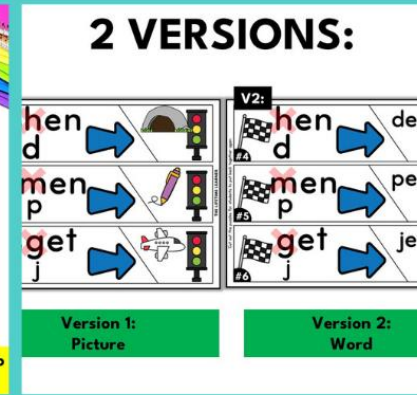
Students put a checkmark on the side with the correct answer.

10 Hands On Centers



over to the "no-prep printables" file if you'd like to print-and-go page with this activity!

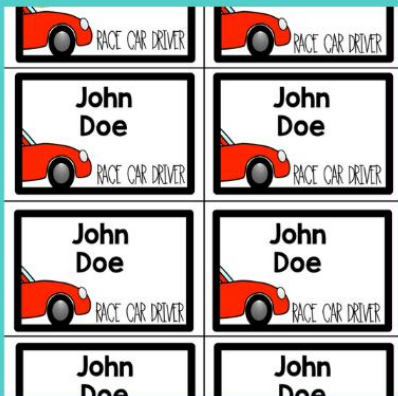
No Prep Printables



2 Versions of Most Activities



Printable Hats



Name Tags



Coloring Page



Folder Insert




Decor Posters

keep scrolling to see more!

WHAT'S INCLUDED?



Welcome Slide



Click over to the "no-prep printables" file if you'd like to print-and-go page with this activity!

Editable Versions



Banner



Certificate



Shopping Guide



Admission Tickets




Digital Version



Answer Keys



Write the Room: Words



Write the Room: Sentences

jam-packed with fun, rigor, and engagement!

other resources this pairs well with:

Differentiate by grabbing reading for multiple grade levels!

Or, add in some math to your themed learning day!

RACE CAR driver CVCe words: long A&E

1ST GRADE PHONICS

EDITABLE ROOM TRANSFORMATION

By: The Lifetime Learner

RACE CAR driver letter R

ALPHABET LETTERS

EDITABLE ROOM TRANSFORMATION

By: The Lifetime Learner

RACE CAR driver build & draw shapes K.G.5

KINDERGARTEN MATH

EDITABLE ROOM TRANSFORMATION

By: The Lifetime Learner

RACE CAR driver add & subtract on number lines within 20

1ST GRADE MATH

EDITABLE ROOM TRANSFORMATION

By: The Lifetime Learner

phonics MEGA BUNDLE

CLASSROOM TRANSFORMATIONS

40 THEME DAYS! KINDERGARTEN

THE LIFETIME LEARNER

When you purchase a Mega Bundle, you save 50% off the price of the individual resources!

math MEGA BUNDLE

CLASSROOM TRANSFORMATIONS

40 THEME DAYS! KINDERGARTEN

THE LIFETIME LEARNER

classroom transformations

low prep, fun, and engaging!



1st grade math



2nd grade math



3rd grade math



4th grade math



5th grade math



kindergarten math

K-5 MATH & READING



kindergarten reading



1st grade reading



2nd grade reading



GR 3-5 reading comprehension



3-5 reading add-on packs



alphabet letters

THE LIFETIME LEARNER'S CLASSROOM TRANSFORMATIONS ARE:

1. Engaging to Students
2. Classroom Tested (and Student-Approved)
3. Print and Digital Compatible
4. Jam-Packed with Content
5. Aligned to Reading Standards
6. Easy to Implement
7. Flexible for Every Classroom
8. Versatile Ways to Reward Students
9. Rigorous Student Learning Activities

All content is included so you can simply **print**
and get ready for an **AMAZING** experience
with your students!

Please Note:

- **There are 10 phonics centers and activities provided as well as décor and other extras!**
- **The digital version is provided in Google Slides.**
- **The hands-on centers are not editable. The no prep version is editable (except for the clipart).**
- **Nervous about trying your first room transformation? You'll be hooked once you try one! I promise!**
- **Feel free to contact me if you have questions or want to chat about room transformations! You can email me at lindsaythelifetimelearner@gmail.com**