

WHAT IS THIS?

It's a low-prep room transformation!



Simply print the 10 phonics activities, put up a few included decor items, and you're ready for a great day!

WORD SEARCH									
H	O	S	I	P	Q	B	J		
I	U	L	H	G	R	M	I	O	
P	V	T	X	W	A	I	T	S	
H	L	A	B	I	B	X	R	I	
B	I	G	I	N	F	C	E	T	
Y	D	V	N	X	H	I	D	W	
I	A	S	I	X	D	W	I	G	

Find each word in the word search by using the clue cards.

THE LIFETIME LEARNER

This themed learning day has 10 centers that all give phonics practice with reviewing 10 different phonic skills. You can use 1, 5, or all 10--it's flexible!

Room transformations can be stress-free and low-prep.

Keep scrolling to learn how!



Let's start with the basics...

What is a classroom transformation?

A classroom transformation changes your room into a certain setting or theme to engage students in their own learning with rigorous content.



Donut Shop Day



Rock Star Day




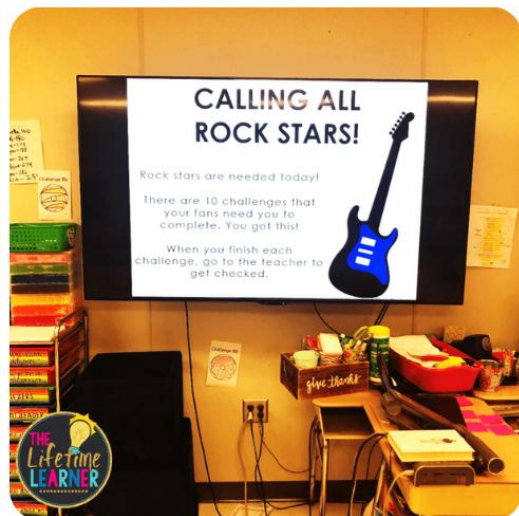
Camping Day

You don't have to spend hours of your time setting up a room transformation or spend lots of money to make it **SO MUCH FUN!**

STEP 1:

Tell your class they are rock stars today!

They will complete 10 different phonic activities set up around the room. You can do this for a day, a few days, or over the course of a week!



Set-up is quick and easy.

Simply print the posters, 10 activities, and a recording sheet for each student. Place them around your room and you're ready to begin!

Flexibility is key.

Need to modify? No problem!

Choose how many centers students will need to complete and what time frame they have to meet YOUR needs.



STEP 2:

Let students move around the room and complete each center. They can be completed in any order. All centers include practice with 10 different phonic skills in an end of year review. Some centers also include phonemic awareness skills such as rhyming, identifying sounds, blending phonemes, phoneme addition/removal/substitution, and more!

Optional Recording Sheet

When a student finishes a center, you sign that spot on their recording sheet to keep track of what they've completed.

Freedom to choose.

Students can work in partners, rotations, groups, or independently. Your choice!

Rock Star Day

Center #1	<input type="checkbox"/>	Center #6	<input type="checkbox"/>
Center #2	<input type="checkbox"/>	Center #7	<input type="checkbox"/>
Center #3	<input type="checkbox"/>	Center #8	<input type="checkbox"/>
Center #4	TZ	Center #9	<input type="checkbox"/>
Center #5	<input type="checkbox"/>	Center #10	<input type="checkbox"/>

Name: _____

THE MIDDLE LETTER
Write a, e, i, o, or u in the middle of each word.

 t a p	 t o p	 t i p
 f u n	 f a n	 f i n

Name: Zech

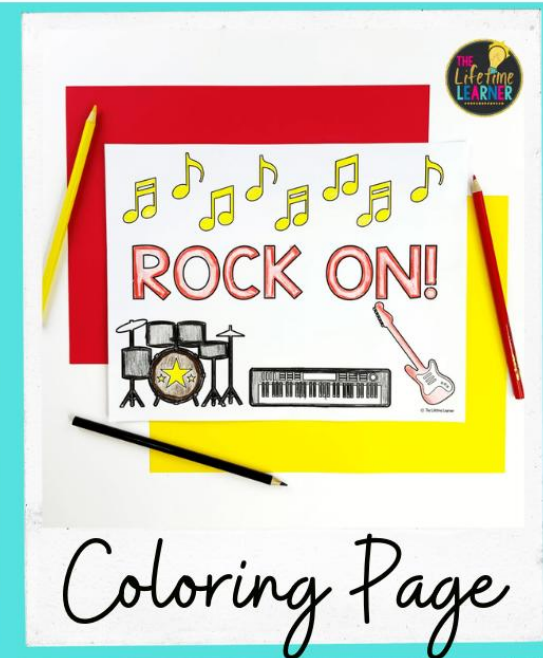
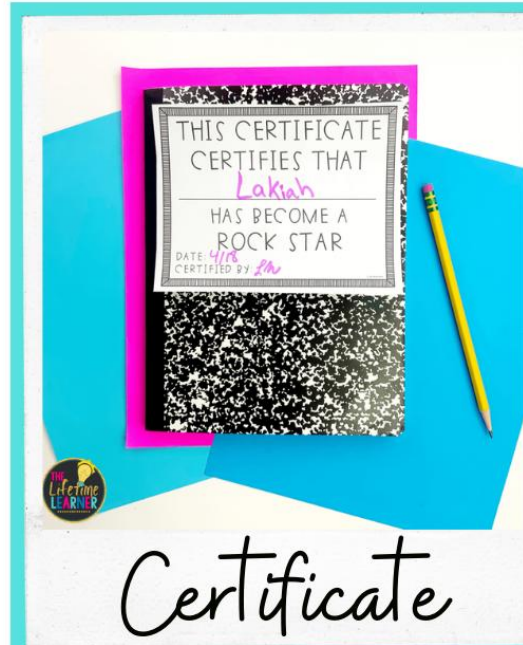
STEP 3:

When students finish all activities you've assigned, they win! You can give them the included certificate, coloring page, or a small prize of your choice.

A shopping guide is also included to give you suggestions of optional "extras" you could add in.

Remember:

Anything different from a "normal" day in the classroom is special to students! A reward at the end isn't required during a classroom transformation.













STEP 4:

Most of the time, there are early finishers. These kiddos get to go around the room and complete a write the room activity! No one is ever bored.

How to Use

Name: _____

FIND IT! WRITE IT!

A. 	_____	F. 	_____
B. 	_____	G. 	_____
C. 	_____	H. 	_____
D. 	_____	I. 	_____
E. 	_____	J. 	_____

sing

B.  ke _____ guitar











A.  drums


Students write each word they find around the room.


How to Use

Name: _____

WRITE THE LETTER

Letter: _____		Letter: _____	
Letter: _____		B. 	The kid is on the stage!
Letter: B		Letter: _____	
Letter: _____		Letter: _____	
Letter: _____		Letter: _____	

G.  The girl _____

C.  The girl has a guitar in _____ plays the drums. her hands.

Students find each card and write the correct letter on their recording sheet.

Version 1:
Words

Choose between
2 versions!

Version 2:
Read Sentences

THE CONTENT:

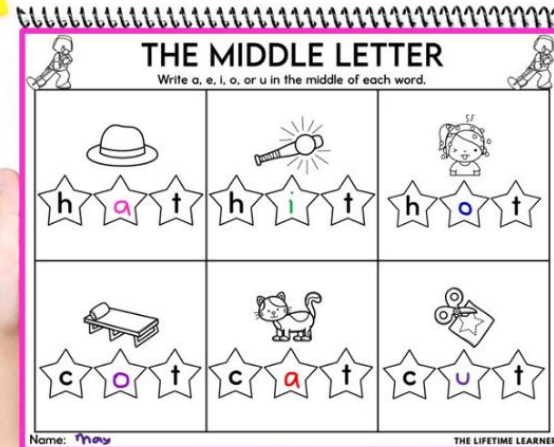
10 high-interest centers
in 2 formats: hands-on & no prep!

Hands-On Centers



You can use the "Hands-On" Centers where students can manipulate and move pieces around. These are easy to laminate and can be reused for years to come.

No-Prep Printables

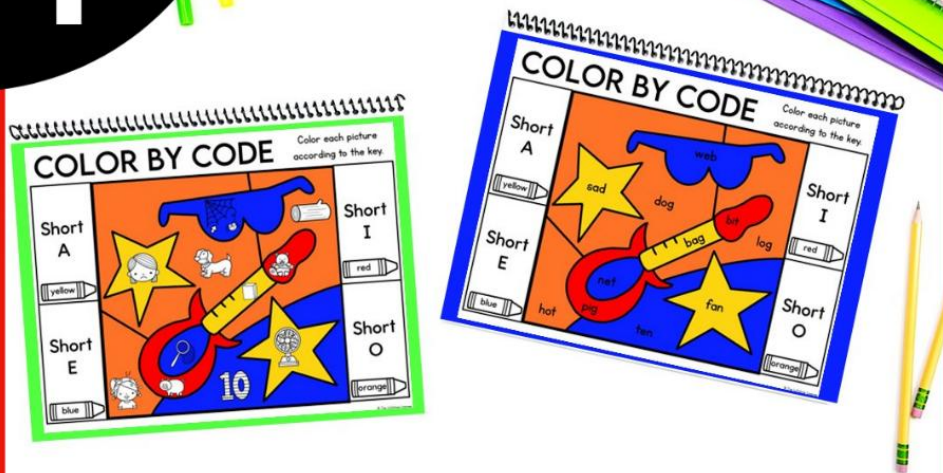


Or, you can use the "No-Prep Printables" where you simply print and go!

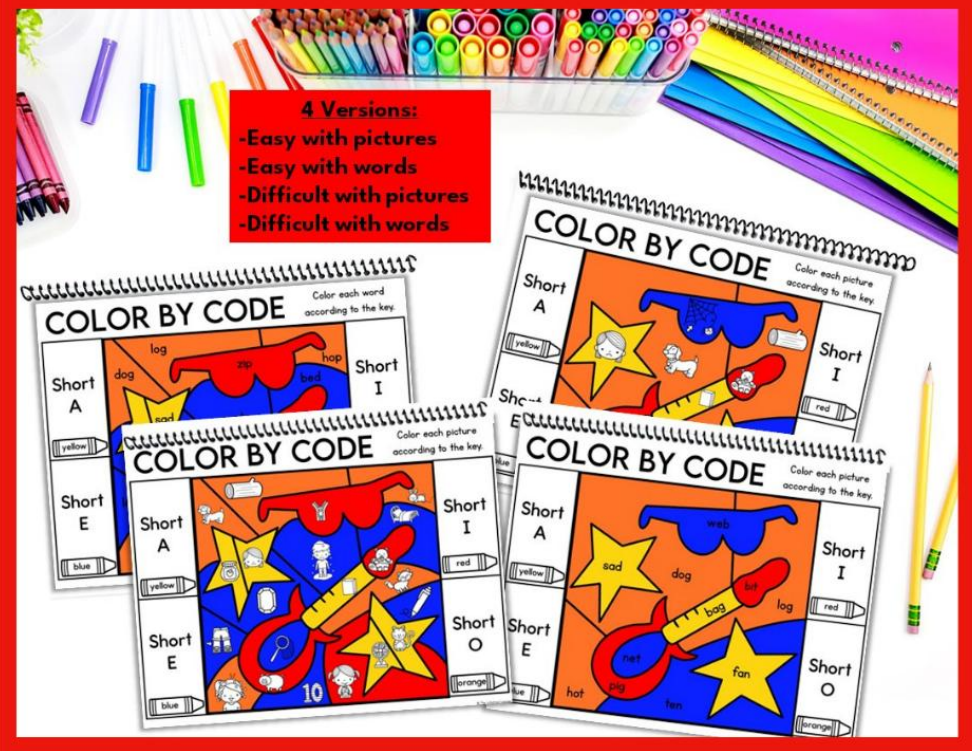
Some teachers use BOTH together!

CENTER 1

Color by Code




Students color in the picture using their phonic skills.



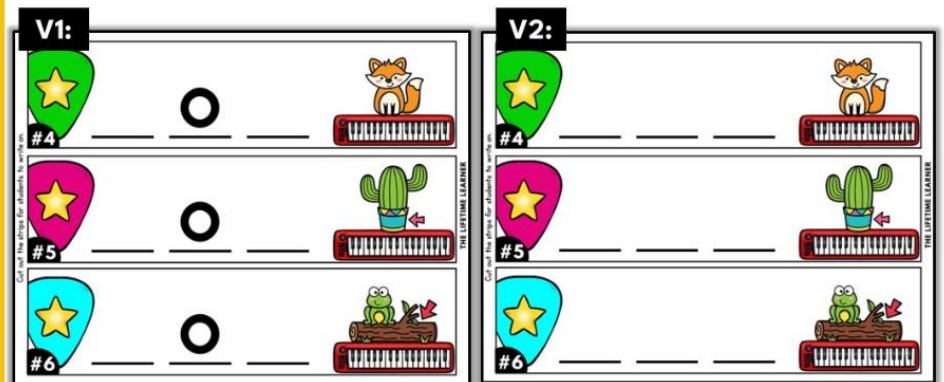
CENTER 2

Spell Short O Words



Students put each 2-piece puzzle together.

2 VERSIONS:



Version 1: Hint given

Version 2: Fill in the letters.

CENTER 3

Word Search

bib



six



hip




sit

WORD SEARCH

H	O	S	I	P	P	Q	B	J
I	U	L	H	G	R	M	I	O
P	V	T	X	W	A	I	T	S
H	L	A	B	I	B	X	R	I
B	I	G	I	N	F	C	E	T
Y	D	V	N	X	H	I	D	W
I	A	S	I	X	D	W	I	G

Find each word in the word search by using the clue cards. THE LIFETIME LEARNER



Students find each word in the word search.

2 VERSIONS:

V1:

WORD SEARCH

H	O	S	I	P	P	Q	B	J
I	U	L	H	G	R	M	I	O
P	V	T	X	W	A	I	T	S
H	L	A	B	I	B	X	R	I
B	I	G	I	N	F	C	E	T
Y	D	V	N	X	H	I	D	W
I	A	S	I	X	D	W	I	G

Find each word in the word search by using the clue cards. THE LIFETIME LEARNER

V2:

WORD SEARCH

H	O	S	I	P	P	Q	B	J
I	U	L	H	G	R	M	I	O
P	V	T	X	W	A	I	T	S
H	L	A	B	I	B	X	R	I
B	I	G	I	N	F	C	E	T
Y	D	V	N	X	H	I	D	W
I	A	S	I	X	D	W	I	G

Find each word in the word search by using the clue cards. THE LIFETIME LEARNER

win mix big lid





i i i i

Version 1:
Word & picture given

Version 2:
Letter boxes given

CENTER 4

Sorting Game



Students sort each card onto the correct mat.

2 VERSIONS:

V1:

nap zap lap map

Rhymes with cap

V2:

Rhymes with cap









Version 1:
Word & picture given

Version 2:
Picture given

CENTER 5



Fill in the Blank

	web	I see a  .	gem
	leg	I see a  .	hen
	bed	I see a  .	pen



Students match up the task cards that go together.

2 VERSIONS:

V1:

I see a  .	web
I see a  .	leg

V2:

I see a <u>web</u> .	
I see a <u>leg</u> .	

Version 1:
Picture given

















Version 2:
Word given

CENTER 6

I Spy



🎵 I SPY: 🎵

			
ham	fan	bat	rat
			
bag	mad	hat	ran
			
man	dad	cat	can
			
lap	sat	mat	van

What do you see in the picture? Put a check or an X on each one.



















Students look at the picture and decide if each word is shown. They put a check or X in each spot.

2 VERSIONS:

V1:

🎵 I SPY: 🎵

			
ham	fan	bat	rat
			
bag	mad	hat	ran
			
man	dad	cat	can
			
lap	sat	mat	van

What do you see in the picture? Put a check or an X on each one.



Version 1: Students are only given the word.

V2:

🎵 I SPY: 🎵

?	?	?	?
ham	fan	bat	rat
?	?	?	?
bag	mad	hat	ran
?	?	?	?
man	dad	cat	can
?		?	?
lap	sat	mat	van





What do you see in the picture? Put a check or an X on each one.



Version 2: Students are given a picture and the word.

CENTER 7

What Does Not Belong?

	fog		4
	hog		
	rug		

Which word has a different middle sound?

Students decide which word has a different middle sound.

2 VERSIONS:




V1:		V2:	
	cab		bag
	bed		mug
	rag		dug
Which word has a different middle sound?		Which word has a different middle sound?	
	ten		fog
	pan		hog
	ran		rug
Which word has a different middle sound?		Which word has a different middle sound?	



Version 1: Picture & Word




Version 2: Picture Only

CENTER 8

Phonemic Awareness Puzzles











#1   c | ub 

#2   m | ug 

#3   p | up 

Students put each 2-piece puzzle together.

2 VERSIONS:

V1:		V2:	
	h ug		bug
			h
Which word has a different middle sound?		Which word has a different middle sound?	
	n ut		gut
			n
Which word has a different middle sound?		Which word has a different middle sound?	
	r un		run
			b
Which word has a different middle sound?		Which word has a different middle sound?	

Version 1:
Onset and Rime

Version 2:
Substitute a Phoneme

CENTER 9

Task Cards

Write the correct middle letter in each box.

Students put the correct middle letter in each star.

2 VERSIONS:

V1: Write the correct middle letter in each box.

V2: Write the letters in the boxes to spell each word.

Version 1:
Picture

Version 2:
Full Word

CENTER 10

Missing Letters

The **a**t hid from the **c**.

The sun is **i**g and **o**t.

I can **o**p and **u**n.

A **p**i**g** is in the **m**ud.

Add the Letters

Write letters in each box to complete each word.

Students fill in the missing letters on each task card.

3 VERSIONS:

V1: Version 1: First Letter

V2: Version 2: Last Letter

V3: Version 3: Blank

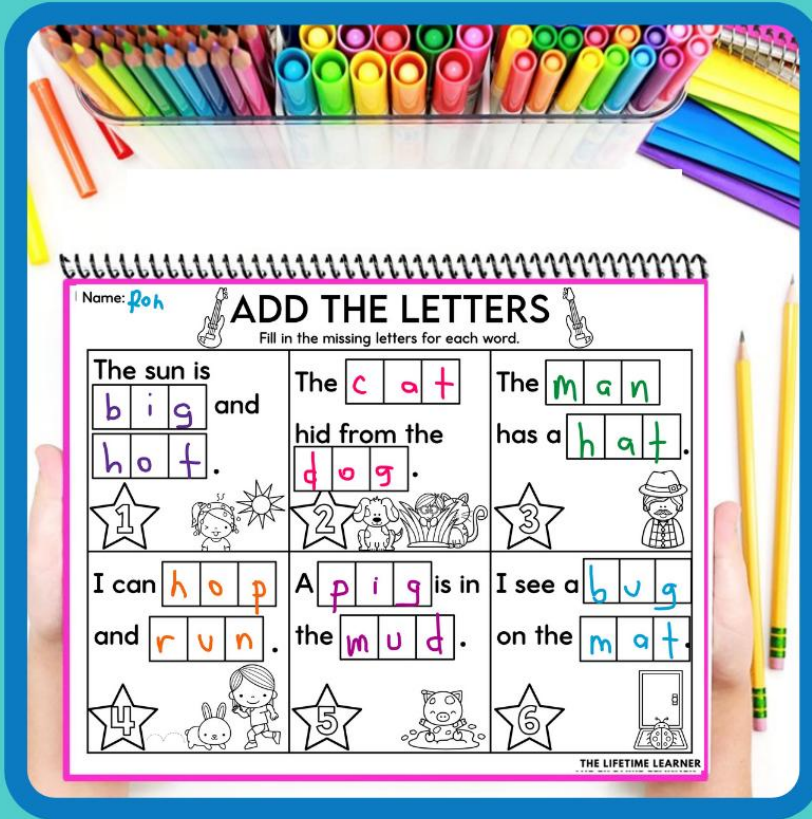
HOW TO USE THIS:

Ideas for Implementation:


- pick and choose the centers you want to use: do what works best for your class!
- give less than 10 centers to students if you are short on time
- give students the whole day to complete all 10 centers/activities OR spread the room transformation out over a couple of days
- use the hands-on centers during your room transformation and the no-prep printables as a review during your reading block



PRINT & DIGITAL




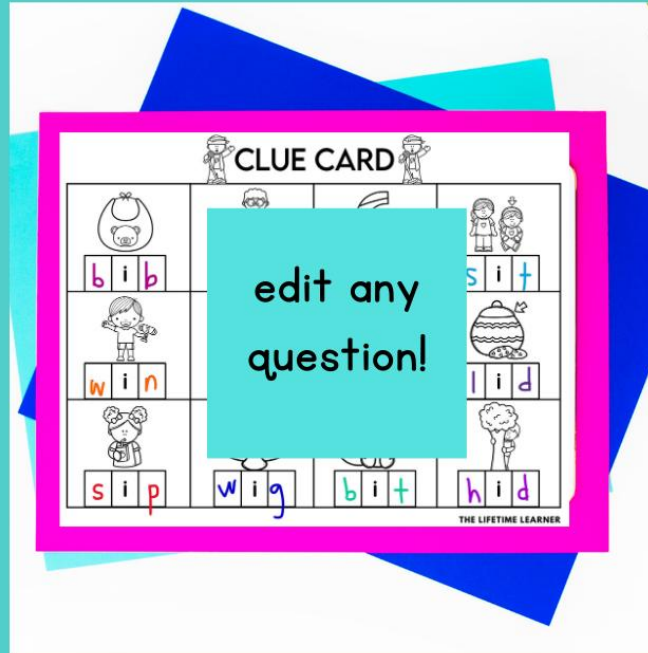

Print & Go



Google Slides

There is a digital version of the no-prep printables!

The no prep printable questions are **100% editable!**



10 Pre-Made
Centers
(Print & Go)

10 Pre-Made
Centers:
Editable Version


10 Blank Centers
To Add Your
Own Content

3 Versions Included

WHAT'S INCLUDED?



10 Color & B/W Posters




Recording Sheets



10 Hands On Centers



No Prep Printables



2 Versions of Most Activities



Printable Hats



Name Tags



Coloring Page



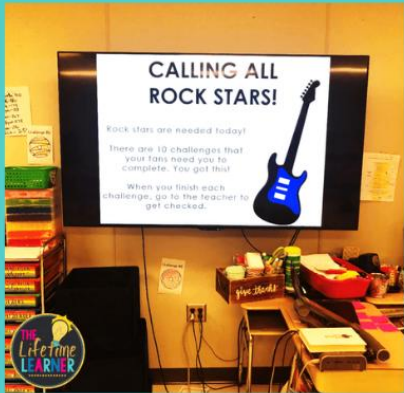
Folder Insert



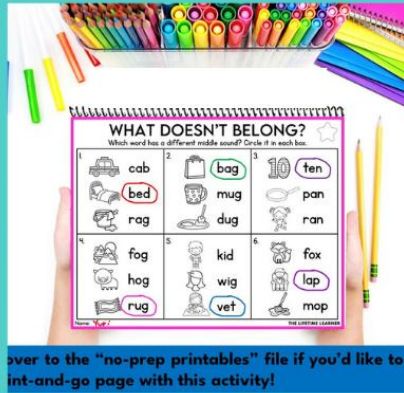
Decor Posters

keep scrolling to see more!

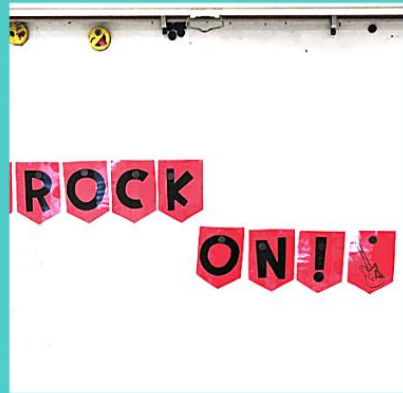
WHAT'S INCLUDED?



Welcome Slide



Editable Versions



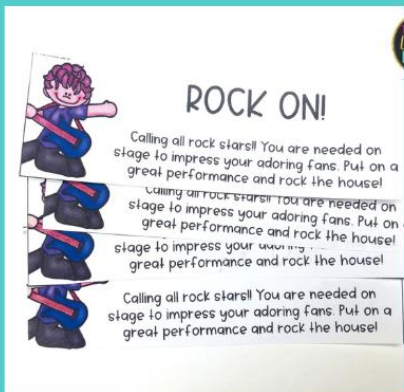
Banner



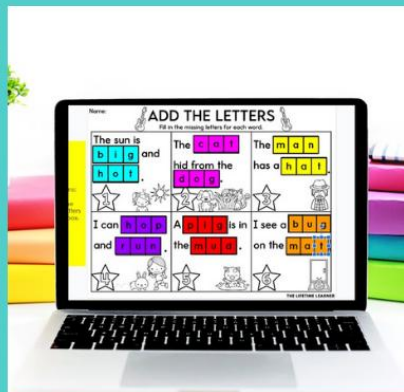
Certificate



Shopping Guide



Admission Tickets



Digital Version



Answer Keys



Write the Room: Words



Write the Room: Sentences

jam-packed with fun, rigor, and engagement!

other resources this pairs well with:

Differentiate by grabbing reading for multiple grade levels!

Or, add in some math to your themed learning day!



When you purchase a Mega Bundle, you save 50% off the price of the individual resources!



classroom transformations

low prep, fun, and engaging!



1st grade math



2nd grade math



3rd grade math



4th grade math



5th grade math



kindergarten math

K-5 MATH & READING



kindergarten reading



1st grade reading



2nd grade reading



GR 3-5 reading comprehension



3-5 reading add-on packs



alphabet letters

THE LIFETIME LEARNER'S CLASSROOM TRANSFORMATIONS ARE:

1. Engaging to Students
2. Classroom Tested (and Student-Approved)
3. Print and Digital Compatible
4. Jam-Packed with Content
5. Aligned to Reading Standards
6. Easy to Implement
7. Flexible for Every Classroom
8. Versatile Ways to Reward Students
9. Rigorous Student Learning Activities

All content is included so you can simply **print**
and get ready for an **AMAZING** experience
with your students!

Please Note:

- **There are 10 phonics centers and activities provided as well as décor and other extras!**
- **The digital version is provided in Google Slides.**
- **The hands-on centers are not editable. The no prep version is editable (except for the clipart).**
- **Nervous about trying your first room transformation? You'll be hooked once you try one! I promise!**
- **Feel free to contact me if you have questions or want to chat about room transformations! You can email me at lindsaythelifetimelearner@gmail.com**