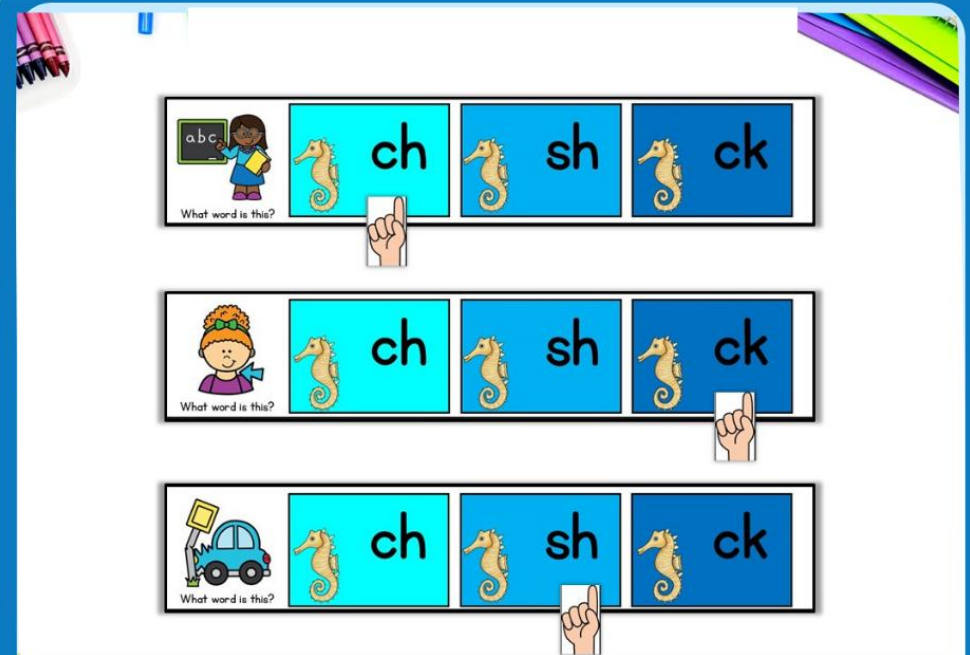


WHAT IS THIS?

It's a low-prep room transformation!



Simply print the 10 phonics activities, put up a few included decor items, and you're ready for a great day!



This themed learning day has 10 centers that all give phonics practice with ending digraphs. You can use 1, 5, or all 10--it's flexible!

Room transformations can be stress-free and low-prep.

Keep scrolling to learn how!



Let's start with the basics...

What is a classroom transformation?

A classroom transformation changes your room into a certain setting or theme to engage students in their own learning with rigorous content.



Donut Shop Day



Rock Star Day




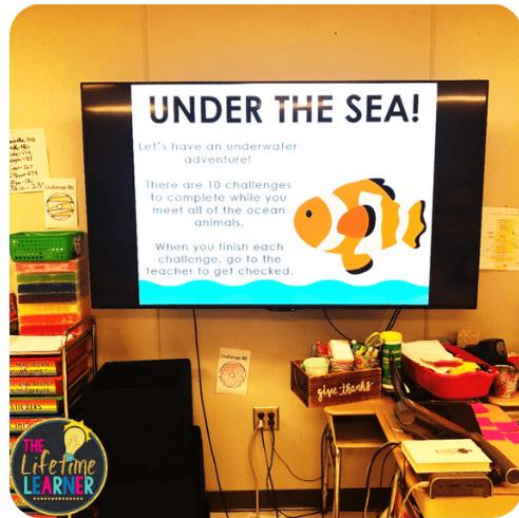
Camping Day

You don't have to spend hours of your time setting up a room transformation or spend lots of money to make it **SO MUCH FUN!**

STEP 1:

Tell your class they are under the sea today!

They will complete ending digraph activities set up around the room. You can do this for a day, a few days, or over the course of a week!

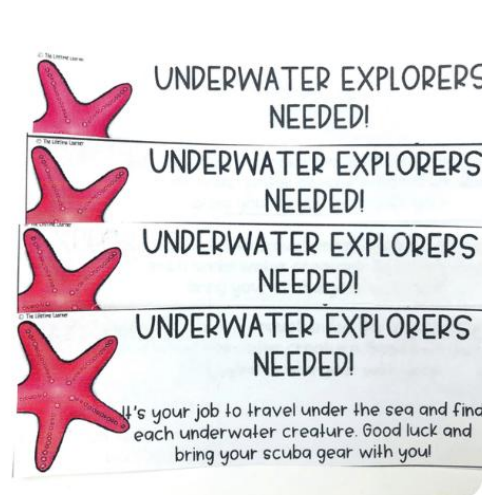


Set-up is quick and easy.

Simply print the posters, 10 activities, and a recording sheet for each student. Place them around your room and you're ready to begin!

Flexibility is key.

Need to modify? No problem! Choose how many centers students will need to complete and what time frame they have to meet YOUR needs.



STEP 2:

Let students move around the room and complete each center. They can be completed in any order. All centers include practice with ending digraphs. Some centers also include phonemic awareness skills such as rhyming, identifying sounds, blending phonemes, phoneme addition/removal/substitution, and more!

Optional Recording Sheet

When a student finishes a center, you sign that spot on their recording sheet to keep track of what they've completed.

Freedom to choose.

Students can work in partners, rotations, groups, or independently. Your choice!

Under the Sea Day

Center #1	<input type="checkbox"/>	Center #6	<input type="checkbox"/>
Center #2	<input type="checkbox"/>	Center #7	<input type="checkbox"/>
Center #3	<input type="checkbox"/>	Center #8	<input type="checkbox"/>
Center #4	AS	Center #9	<input type="checkbox"/>
Center #5	<input type="checkbox"/>	Center #10	<input type="checkbox"/>

Name: _____

-CK, -SH, OR -CH
Fill in the missing letters at the end of each word.

tra	sh	ki	ck
wa	sh	fla	sh
lun	ch	ben	ch

Name: **Bea**

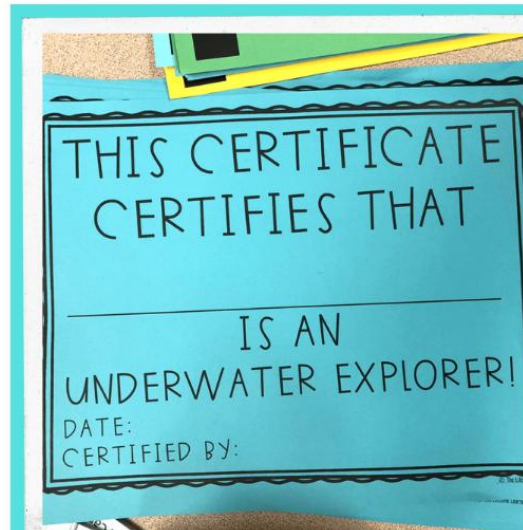
STEP 3:

When students finish all activities you've assigned, they win! You can give them the included certificate, coloring page, or a small prize of your choice.


A shopping guide is also included to give you suggestions of optional "extras" you could add in.

Remember:

Anything different from a "normal" day in the classroom is special to students! A reward at the end isn't required during a classroom transformation.



Certificate



Coloring Page



In Action Pic



Prize












STEP 4:

Most of the time, there are early finishers. These kiddos get to go around the room and complete a write the room activity! No one is ever bored.

How to Use

Name: _____

FIND IT! WRITE IT! <<<<

A. 		F. 	turtle
B. 		G. 	
C. 		H. 	
E. 	turtle	I. 	
D. 		J. 	
E. 			











F.  G.  **starfish** **octopus**

Students write each word they find around the room.

How to Use

Name: _____

WRITE THE LETTER <<<<

Letter: _____		Letter: _____	
Letter: _____		I. 	He has eight legs.
Letter: I		Letter: _____	
Letter: _____		Letter: _____	
Letter: _____		Letter: _____	

C.  She has  B.  Watch out for his claws! C.  is a star  has five legs.

Students find each card and write the correct letter on their recording sheet.

**Version 1:
Words**


**Choose between
2 versions!**

**Version 2:
Read Sentences**

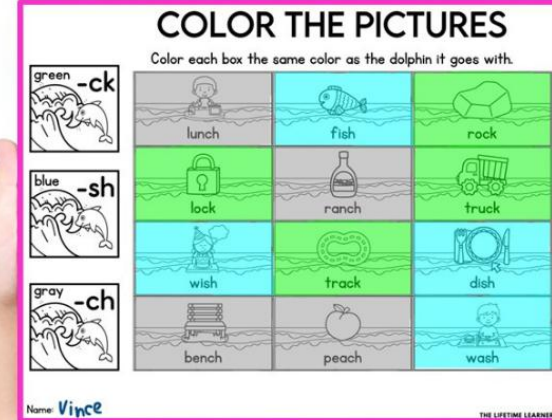
THE CONTENT:

10 high-interest centers
in 2 formats: hands-on & no prep!

Hands-On Centers



No-Prep Printables



You can use the "Hands-On" Centers where students can manipulate and move pieces around. These are easy to laminate and can be reused for years to come.

Or, you can use the "No-Prep Printables" where you simply print and go!

Some teachers use BOTH together!

CENTER 3

Phonics Maze

THE MAZE
Color your way through the maze by following the pictures and finding the matching word. Help the boy find his way through the crab to the ocean. Start at the crab. End at the ocean.

START!
back rock sock
lock trick peck
brick sack kick
FINISH! sick dock

Students use their phonic skills to make it through the maze.

2 VERSIONS:

V1: THE MAZE
Color your way through the maze by following the pictures and finding the matching word. Help the boy find his way through the crab to the ocean. Start at the crab. End at the ocean.

V2: THE MAZE
Color your way through the maze by following the pictures and finding the matching word. Help the boy find his way through the crab to the ocean. Start at the crab. End at the ocean.

Version 1:
Easy Version (Less Words)

Version 2:
Hard Version (More Words)

CENTER 4

Missing Letters

Name: _____

Add the Letters

1. ch
2. radi
3. bea
4. trick
5. pu

Write the missing letters in each box.

Students fill in the missing letters on each task card.

2 VERSIONS:

V1:

pu spla

5 6 7 8

hammo peaco

V2:

Pu the box. Look at him

5 6 7 8

I am in the The
hammo peaco
sat on the box.

Version 1:
Words

Version 2:
Sentences

CENTER 5

Pairs Activity

tr	ash	k	ick
w	ash	fl	ash
l	unch	b	ench

Cut the cards out. Have students put the correct sides together. THE LIFETIME LEARNER

cl	ock
----	-----

st	ick
----	-----

tr	uck
----	-----

Students put the two sides together to form each word.

2 VERSIONS:

V1:

cl	ock	br	ush
d	ish	st	ick
f	ish	tr	uck

Cut the cards out. Have students put the correct sides together. THE LIFETIME LEARNER

V2:

clo	ck	bru	sh
di	sh	sti	ck
fi	sh	tru	ck

Cut the cards out. Have students put the correct sides together. THE LIFETIME LEARNER

Version 1:
Onset and Rime

Version 2:
Endings

CENTER 6

Letters Mixed Up

Name: _____

Letters Mixed Up

1.	2.	3.	4.
	cash		
5.	6.	7.	8.
9.	10.		

Write the correct way to spell each word in each box. THE LIFETIME LEARNER

Students unscramble the letters and write each word.

2 VERSIONS:

V1:

u	p	s	f	a	h	s		

Unscramble the letters. Write the word on the line.								
i	s	w	h	r	s	b	u	h

Unscramble the letters. Write the word on the line.								

THE LIFETIME LEARNER

V2:

u	p	h	s	f	a	l	h	s
p _____								
Unscramble the letters. Write the word on the line.								
f _____								
Unscramble the letters. Write the word on the line.								
i	s	w	h	r	s	b	u	h

Unscramble the letters. Write the word on the line.								
w	_____							
Unscramble the letters. Write the word on the line.								
b	_____							
Unscramble the letters. Write the word on the line.								

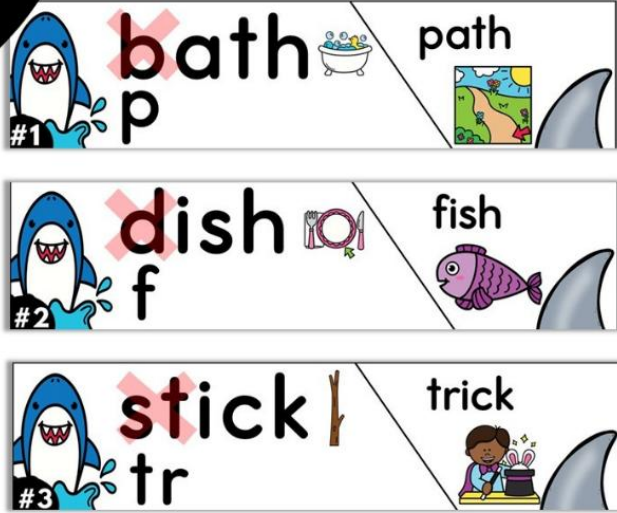
THE LIFETIME LEARNER

Version 1:
No Hint

Version 2:
First Letter Hint

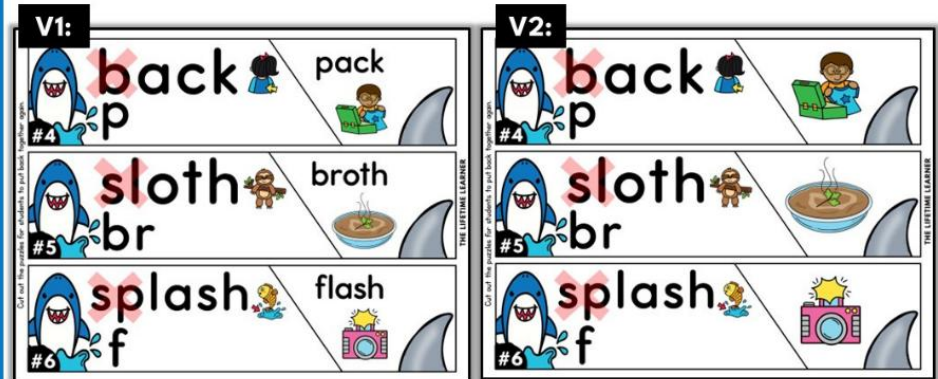
CENTER 7

Consonant Substitution Puzzles



Students put each 2-piece puzzle together.

2 VERSIONS:

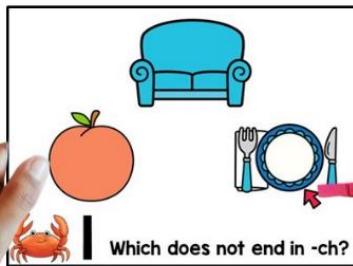


Version 1:
Word & Picture

Version 2:
Picture Given on One Side

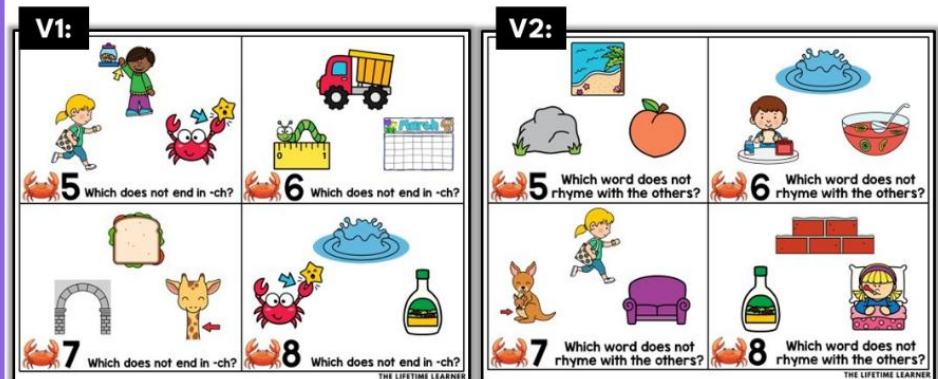
CENTER 8

What Does Not Belong?



Students decide which picture does not belong.

2 VERSIONS:



Version 1: CH Words

Version 2: All Ending Digraphs

CENTER 9

Sorting Game

rhymes with trick

rhymes with crack

rhymes with dock

kick

back

trash

pack

flush

lock

sock

splash

crash

sick

cash

sack

rock

stick

track

Students sort each card onto the correct mat.

2 VERSIONS:

V1:

rhymes with rash

crash

cash

trash

splash

rush

track

pack

sock

Version 1:
Word & picture given

V2:

rhymes with rash

Version 2:
Picture given

CENTER 10

3 Choices Game

What word is this?

ch sh ck

What word is this?

ch sh ck

What word is this?

ch sh ck

Students put a hand on each correct answer.

2 VERSIONS:

V1:

What word is this?

ch sh ck

What word is this?

ch sh ck

What word is this?

ch sh ck

What word is this?

ch sh ck

Version 1:
Ending Sound

V2:

What word is this?

lunch rash puck

What word is this?

branch wish lock

What word is this?

coach rush trick

What word is this?


peach cash hammock

Version 2:
Full Word

HOW TO USE THIS:

Ideas for Implementation:


- pick and choose the centers you want to use: do what works best for your class!
- give less than 10 centers to students if you are short on time
- give students the whole day to complete all 10 centers/activities OR spread the room transformation out over a couple of days
- use the hands-on centers during your room transformation and the no-prep printables as a review during your reading block



PRINT & DIGITAL




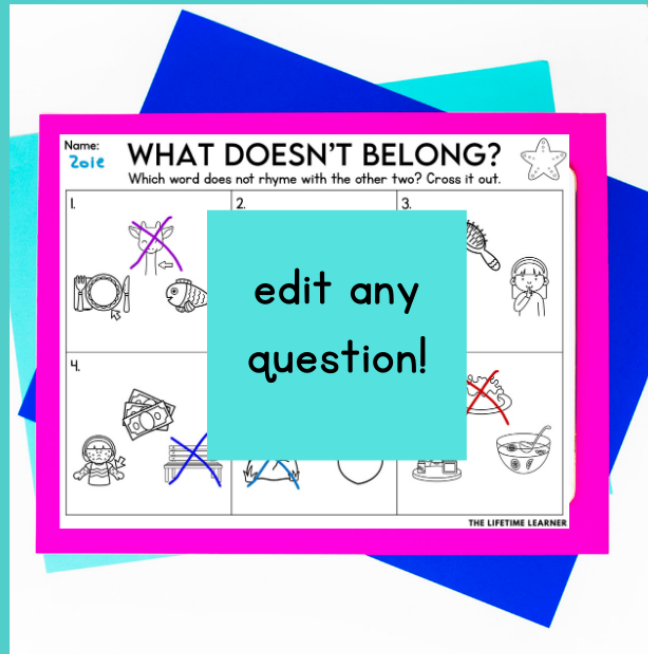
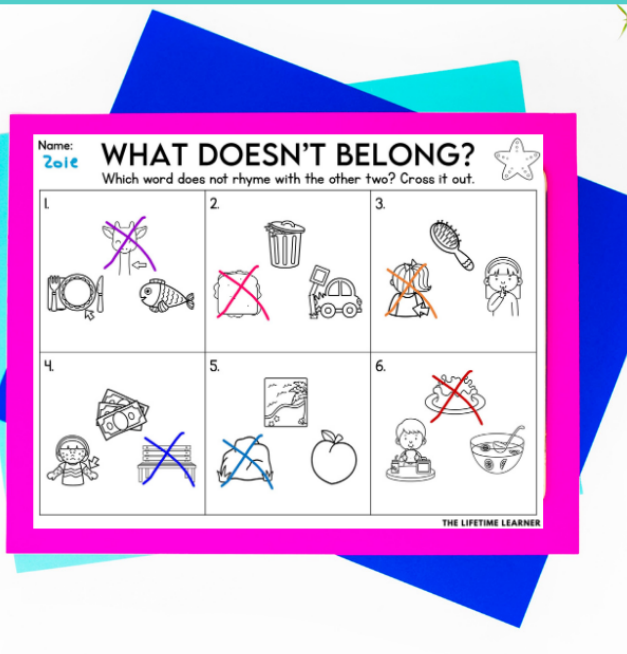
Print & Go



Google Slides

There is a digital version of the
no-prep printables!

The no prep printable questions are **100% editable!**



10 Pre-Made Centers
(Print & Go)

10 Pre-Made Centers:
Editable Version

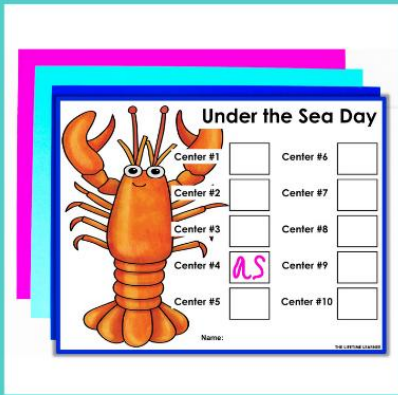
10 Blank Centers
To Add Your Own Content

3 Versions Included

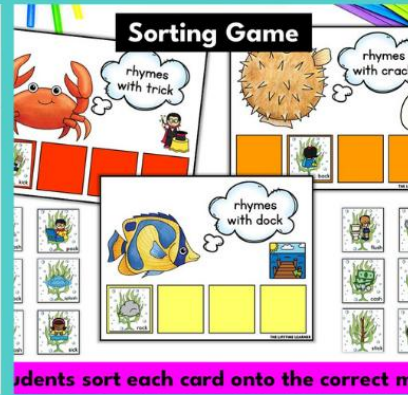
WHAT'S INCLUDED?



10 Color & B/W Posters



Recording Sheets

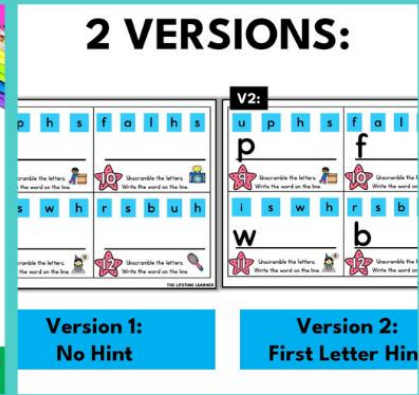


10 Hands On Centers



over to the "no-prep printables" file if you'd like to print-and-go page with this activity!

No Prep Printables



2 Versions of Most Activities




Printable Hats



Name Tags



Coloring Page




Folder Insert



Decor Posters

keep scrolling to see more!

WHAT'S INCLUDED?



Welcome Slide




Editable Versions



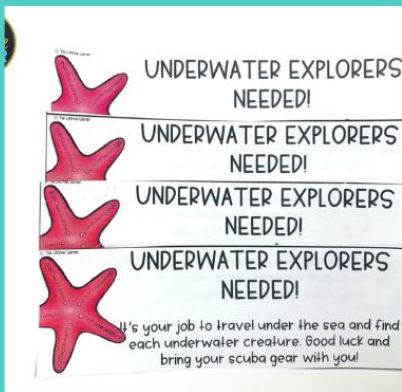
Banner



Certificate




Shopping Guide



Admission Tickets



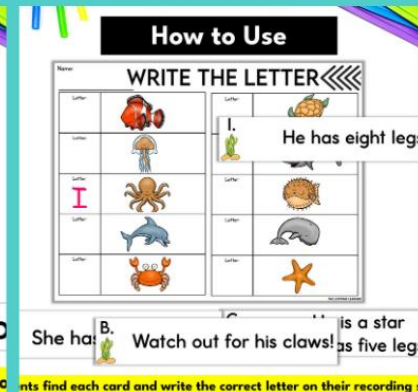
Digital Version



Answer Keys



Write the Room: Words



Write the Room: Sentences

jam-packed with fun, rigor, and engagement!

other resources this pairs well with:

Differentiate by grabbing reading for multiple grade levels!

Or, add in some math to your themed learning day!

UNDER THE SEA
ocean adventure
suffixes:
ing, ed, s

1ST GRADE PHONICS
By: The Lifetime Learner

EDITABLE
ROOM TRANSFORMATION

UNDER THE SEA
ocean adventure
letter U

ALPHABET LETTERS
By: The Lifetime Learner

EDITABLE
ROOM TRANSFORMATION

UNDER THE SEA
ocean adventure
name shapes
K.G.2

KINDERGARTEN MATH
By: The Lifetime Learner

EDITABLE
ROOM TRANSFORMATION

UNDER THE SEA
ocean adventure
geometry activities
1.G.1

1ST GRADE MATH
By: The Lifetime Learner

EDITABLE
ROOM TRANSFORMATION

phonics MEGA BUNDLE

CLASSROOM TRANSFORMATIONS

40 THEME DAYS! KINDERGARTEN

THE LIFETIME LEARNER

When you purchase a Mega Bundle, you save 50% off the price of the individual resources!

math MEGA BUNDLE

CLASSROOM TRANSFORMATIONS

40 THEME DAYS! KINDERGARTEN

THE LIFETIME LEARNER

classroom transformations

low prep, fun, and engaging!



1st grade math



2nd grade math



3rd grade math



4th grade math



5th grade math



kindergarten math

K-5 MATH & READING



kindergarten reading



1st grade reading



2nd grade reading



GR 3-5 reading comprehension



3-5 reading add-on packs



alphabet letters

THE LIFETIME LEARNER'S CLASSROOM TRANSFORMATIONS ARE:

1. Engaging to Students
2. Classroom Tested (and Student-Approved)
3. Print and Digital Compatible
4. Jam-Packed with Content
5. Aligned to Reading Standards
6. Easy to Implement
7. Flexible for Every Classroom
8. Versatile Ways to Reward Students
9. Rigorous Student Learning Activities

All content is included so you can simply **print**
and get ready for an **AMAZING** experience
with your students!

Please Note:

- **There are 10 phonics centers and activities provided as well as décor and other extras!**
- **The digital version is provided in Google Slides.**
- **The hands-on centers are not editable. The no prep version is editable (except for the clipart).**
- **Nervous about trying your first room transformation? You'll be hooked once you try one! I promise!**
- **Feel free to contact me if you have questions or want to chat about room transformations! You can email me at lindsaythelifetimelearner@gmail.com**