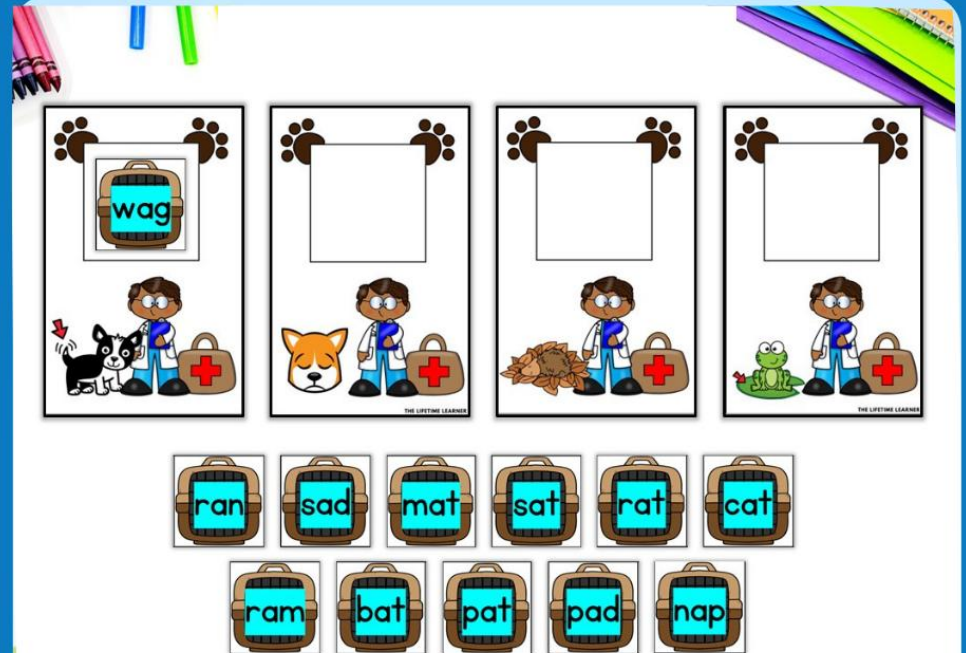


WHAT IS THIS?

It's a low-prep room transformation!



Simply print the 10 phonics activities, put up a few included decor items, and you're ready for a great day!



This themed learning day has 10 centers that all give phonics practice with CVC Short A words.

You can use 1, 5, or all 10--it's flexible!

Room transformations can be stress-free and low-prep.

Keep scrolling to learn how!



Let's start with the basics...

What is a classroom transformation?

A classroom transformation changes your room into a certain setting or theme to engage students in their own learning with rigorous content.



Donut Shop Day



Rock Star Day



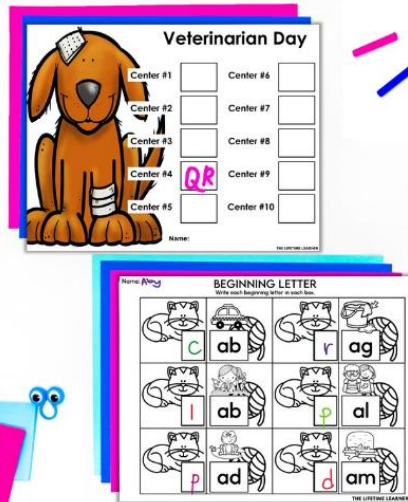
Camping Day

You don't have to spend hours of your time setting up a room transformation or spend lots of money to make it **SO MUCH FUN!**

STEP 1:

Tell your class they are vets today!

They will complete CVC Short A words activities set up around the room. You can do this for a day, a few days, or over the course of a week!



Flexibility is key.

Need to modify? No problem!
Choose how many centers students will need to complete and what time frame they have to meet YOUR needs.



Set-up is quick and easy.

Simply print the posters, 10 activities, and a recording sheet for each student. Place them around your room and you're ready to begin!



STEP 2:

Let students move around the room and complete each center. They can be completed in any order. All centers include practice with CVC Short A words. Some centers also include phonemic awareness skills such as rhyming, identifying sounds, blending phonemes, phoneme addition/removal/substitution, and more!

Optional Recording Sheet

When a student finishes a center, you sign that spot on their recording sheet to keep track of what they've completed.

Freedom to choose.

Students can work in partners, rotations, groups, or independently. Your choice!

Veterinarian Day

Center #1	<input type="checkbox"/>	Center #6	<input type="checkbox"/>
Center #2	<input type="checkbox"/>	Center #7	<input type="checkbox"/>
Center #3	<input type="checkbox"/>	Center #8	<input type="checkbox"/>
Center #4	QR	Center #9	<input type="checkbox"/>
Center #5	<input type="checkbox"/>	Center #10	<input type="checkbox"/>

Name: _____

BEGINNING LETTER

Write each beginning letter in each box.

c	ab	r	ag
i	ab	p	al
p	ad	d	am

STEP 3:

When students finish all activities you've assigned, they win! You can give them the included certificate, coloring page, or a small prize of your choice.

A shopping guide is also included to give you suggestions of optional "extras" you could add in.

Remember:

Anything different from a "normal" day in the classroom is special to students! A reward at the end isn't required during a classroom transformation.



Certificate



Coloring Page



In Action Pic



Prize











STEP 4:

Most of the time, there are early finishers. These kiddos get to go around the room and complete a write the room activity! No one is ever bored.

How to Use

Name: _____

FIND IT! WRITE IT! <<<<

A. 	_____	F. 	_____
B. 	_____	G. 	_____
C. 	fish	H. 	_____
D. 	_____	I. 	_____
E. 	_____	J. 	_____

A.  _____

D.  _____

leash

dog


Students write each word they find around the room.


How to Use

Name: _____

WRITE THE LETTER <<<<

Letter: _____		Letter: _____	
Letter: _____		Letter: _____	
Letter: _____		B.  The vet has my bunny.	
Letter: B		Letter: _____	
Letter: _____		Letter: _____	

G.  The vet lo _____

C.  The dog has to have a _____ a new puppy. _____ cone on.

Students find each card and write the correct letter on their recording sheet.

Version 1:
Words

Choose between
2 versions!

Version 2:
Read Sentences

THE CONTENT:

10 high-interest centers
in 2 formats: hands-on & no prep!

Hands-On Centers



cat	mad
fat	bag
mat	hat

rat	nap
wag	pat
ham	

You can use the "Hands-On" Centers where students can manipulate and move pieces around. These are easy to laminate and can be reused for years to come.

No-Prep Printables

SPOT THE DIFFERENCES

<input checked="" type="checkbox"/> cat	<input type="checkbox"/> rat
<input type="checkbox"/> sat	<input checked="" type="checkbox"/> mat
<input checked="" type="checkbox"/> hat	<input type="checkbox"/> ham


Put a check or an X in each box to show if you see each word.

Or, you can use the "No-Prep Printables" where you simply print and go!


Some teachers use BOTH together!

CENTER 1

Color by Code

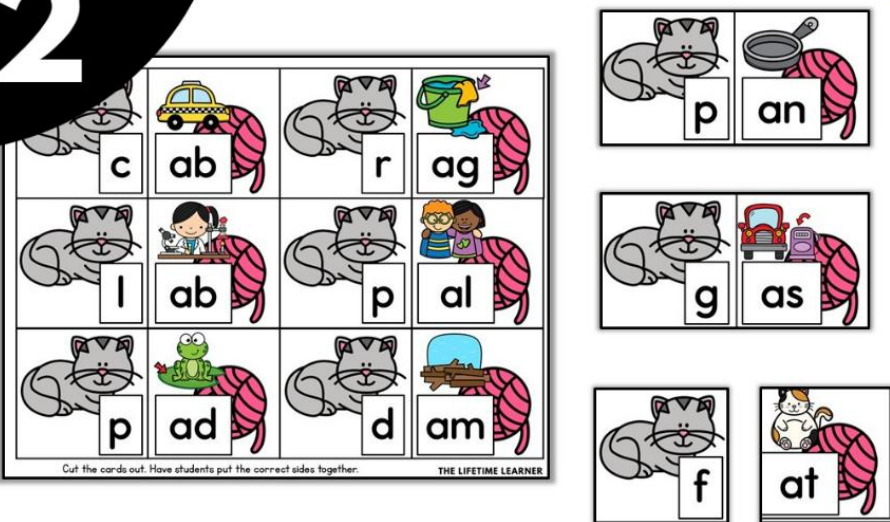


Students color in the picture using their phonic skills.



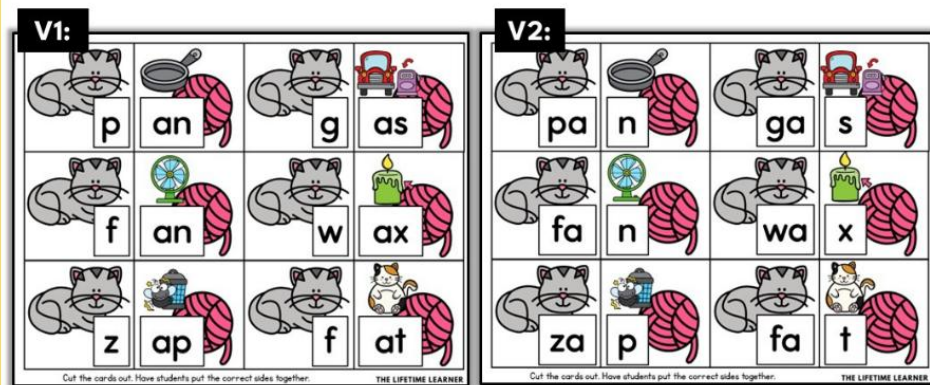
CENTER 2

Pairs Activity



Students put the two sides together to form each word.

2 VERSIONS:



Version 1:
Onset and Rime

Version 2:
Add the Ending

CENTER 3

Code Breaker

CODE BREAKER

G = M = S = Y =
 B = H = N = T =
 C = I = O = U =
 D = J = P = V =
 E = K = Q = W =
 F = L = R = X =

THE LIFETIME LEARNER

99999
 d a m
 99999
 z a p
 99999
 d a b
 99999
 w a x

Students use the code breaker sheet to write each word.

2 VERSIONS:

V1:

V2:

Version 1:
Picture Hint Given

Version 2:
No Picture Hint Given

CENTER 4

Spot the Differences

PICTURE #1

PICTURE #2

cat	mad	rat	nap
fat	bag	wag	pat
mat	hat	ham	

Students decide if each sentence goes with Picture 1 or Picture 2.

2 VERSIONS:

V1:

PICTURE #1 PICTURE #2

V2:

PICTURE #1 PICTURE #2

cat	rat
sat	mat
hat	ham

Version 1:
Words

cat	rat
sat	mat
hat	ham

Version 2:
Pictures and Words

CENTER 5

Phoneme Substitution Puzzles

#1	rat	
#2	pan	
#3	wag	

Students put each 2-piece puzzle together.

2 VERSIONS:

V1: #4	ham		V2: #4	jam h	→	
V1: #5	mad		V2: #5	dad m	→	
V1: #6	mat		V2: #6	hat m	→	

Version 1:
Word and Picture

Version 2:
Change a Phoneme

CENTER 6

Words & Pictures

Word cards:

ran	sad	mat	sat	rat	cat
ram	bat	pat	pad	nap	

Students put the correct word next to each picture.

2 VERSIONS:

V1:		V2:	
wag		wag	sad

Word cards:

ran	sad	mat
ram	bat	pat

Image cards:

Version 1: Picture and Word

Version 2: Sound It Out

CENTER 9

Sorting Game

Rhymes with cab

Rhymes with barn

Rhymes with lap

Students sort each card onto the correct mat.

2 VERSIONS:

V1:

Rhymes with lap

V2:

Rhymes with lap

gap map

cap nap

jam tab yam dab lab

Version 1:
Picture given

Version 2:
Word & Picture given

CENTER 10

4 Piece Puzzles

nap

n a p

man

m a n

Students put each puzzle together.

3 VERSIONS:

V1: Cut the puzzles out for students to put back together.

fat

f a t

bad

b a d

V2: Cut the puzzles out for students to put back together.

fat

f a t

bad

b a d

V3: Cut the puzzles out for students to put back together.

fat

f a t

bad

b a d

Version 1: Phoneme Blending (3 Pieces)
Version 2: Phoneme Blend & Picture (4 Pieces)
Version 3: Phoneme Blending with Picture Only (3 Pieces)

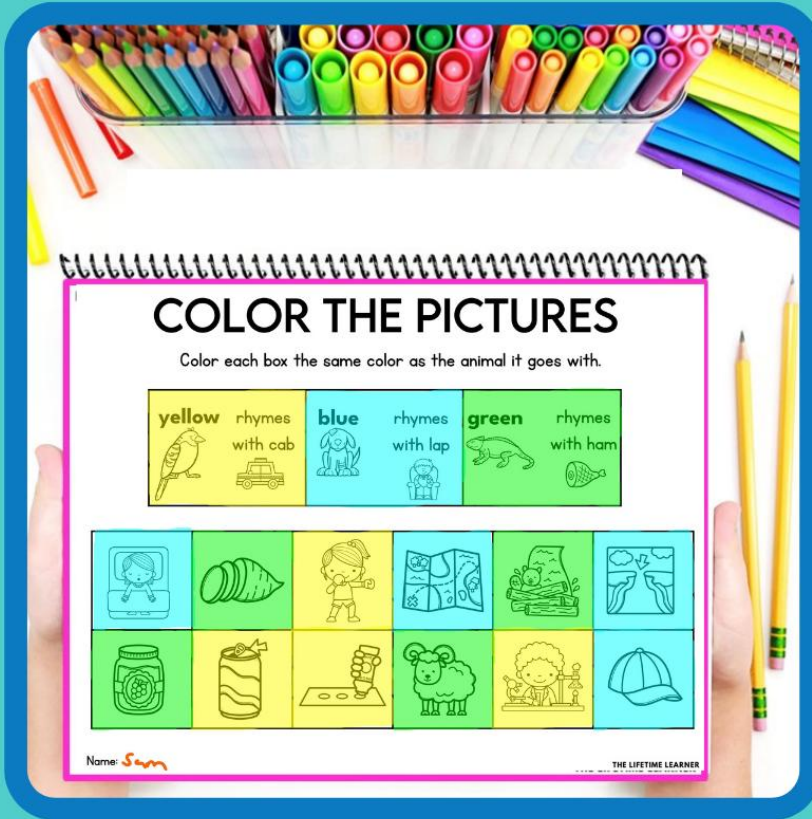
HOW TO USE THIS:

Ideas for Implementation:

- pick and choose the centers you want to use: do what works best for your class!
- give less than 10 centers to students if you are short on time
- give students the whole day to complete all 10 centers/activities OR spread the room transformation out over a couple of days
- use the hands-on centers during your room transformation and the no-prep printables as a review during your reading block



PRINT & DIGITAL



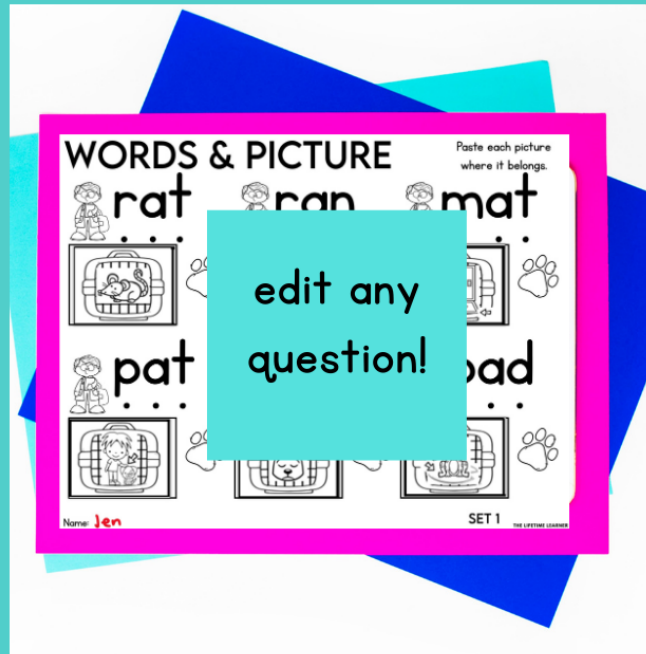
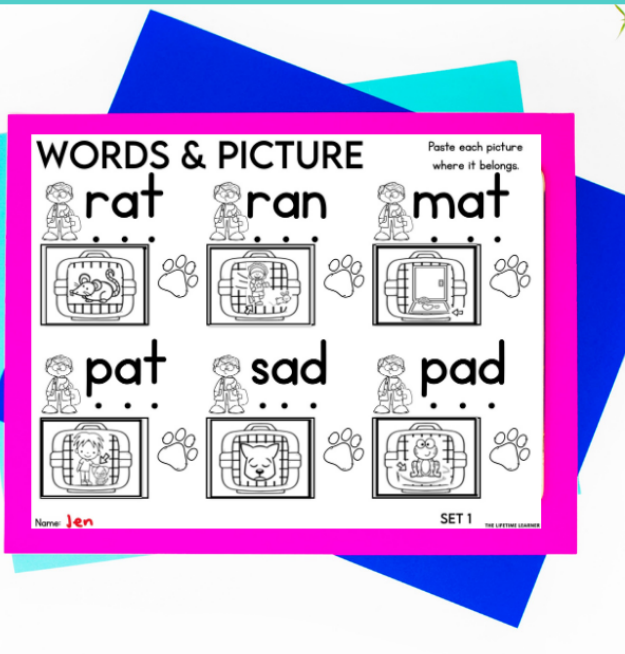
Print & Go



Google Slides

There is a digital version of the
no-prep printables!

The no prep printable questions are **100% editable!**



10 Pre-Made Centers
(Print & Go)

10 Pre-Made Centers:
Editable Version

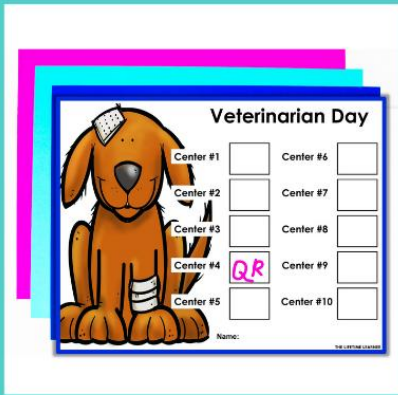
10 Blank Centers
To Add Your Own Content

3 Versions Included

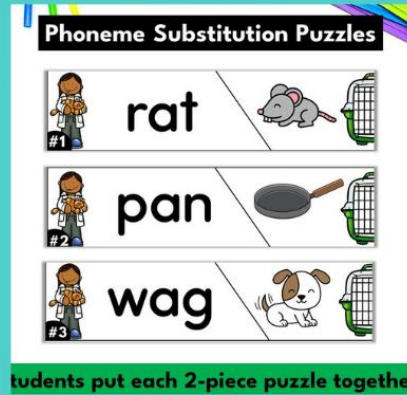
WHAT'S INCLUDED?



10 Color & B/W Posters



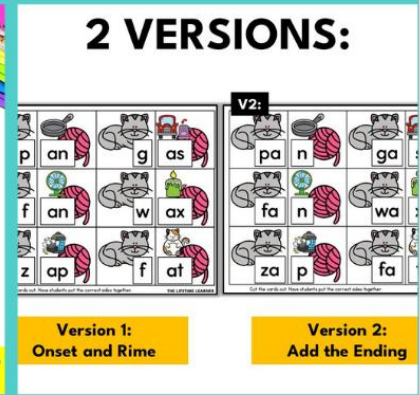
Recording Sheets



10 Hands On Centers



No Prep Printables



2 Versions of Most Activities



Printable Hats



Name Tags



Coloring Page



Folder Insert



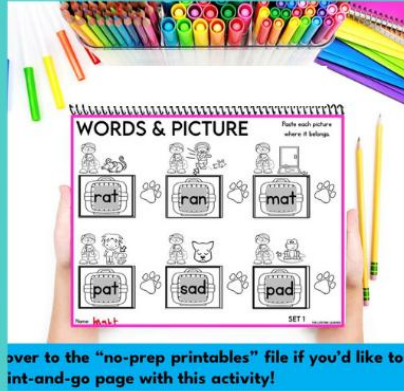
Decor Posters

keep scrolling to see more!

WHAT'S INCLUDED?



Welcome Slide



Editable Versions



Banner



Certificate



Shopping Guide



Admission Tickets



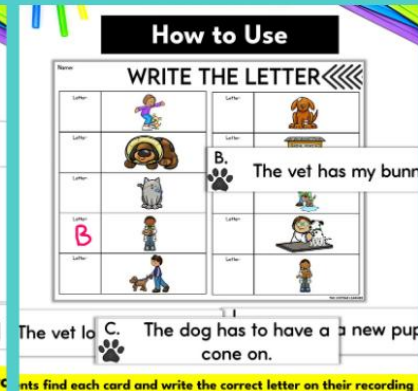
Digital Version



Answer Keys



Write the Room: Words



Write the Room: Sentences

jam-packed with fun, rigor, and engagement!

other resources this pairs well with:

Differentiate by grabbing reading for multiple grade levels!

Or, add in some math to your themed learning day!



When you purchase a Mega Bundle, you save 50% off the price of the individual resources!



classroom transformations

low prep, fun, and engaging!



1st grade math



2nd grade math



3rd grade math



4th grade math



5th grade math



kindergarten math

K-5 MATH & READING



kindergarten reading



1st grade reading



2nd grade reading



GR 3-5 reading comprehension



3-5 reading add-on packs



alphabet letters

THE LIFETIME LEARNER'S CLASSROOM TRANSFORMATIONS ARE:

1. Engaging to Students
2. Classroom Tested (and Student-Approved)
3. Print and Digital Compatible
4. Jam-Packed with Content
5. Aligned to Reading Standards
6. Easy to Implement
7. Flexible for Every Classroom
8. Versatile Ways to Reward Students
9. Rigorous Student Learning Activities

All content is included so you can simply **print** and **get ready** for an **AMAZING** experience with your students!

Please Note:

- **There are 10 phonics centers and activities provided as well as décor and other extras!**
- **The digital version is provided in Google Slides.**
- **The hands-on centers are not editable. The no prep version is editable (except for the clipart).**
- **Nervous about trying your first room transformation? You'll be hooked once you try one! I promise!**
- **Feel free to contact me if you have questions or want to chat about room transformations! You can email me at lindsaythelifetimelearner@gmail.com**