
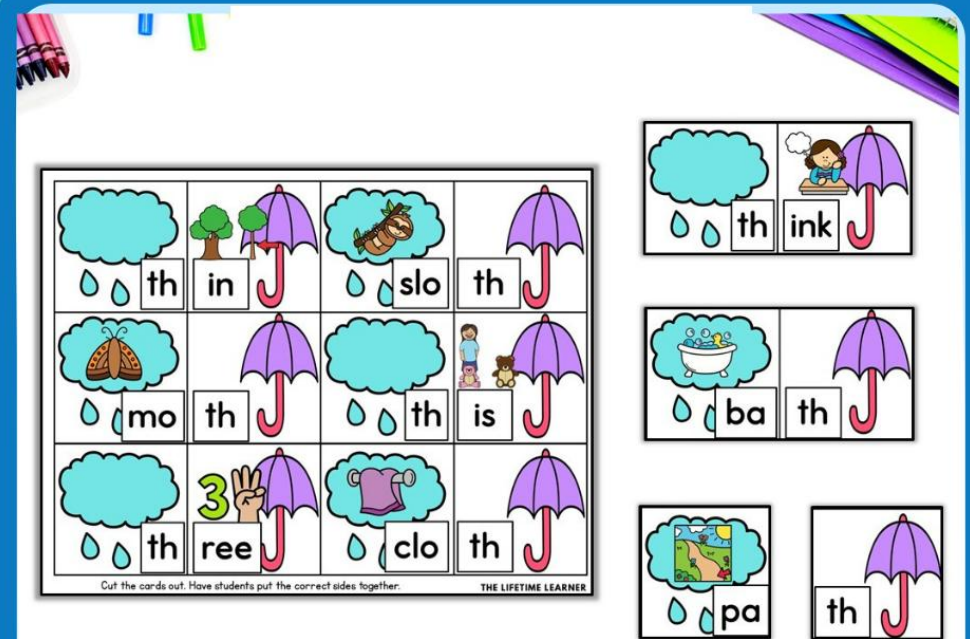


# WHAT IS THIS?

It's a low-prep room transformation!



Simply print the 10 phonics activities, put up a few included decor items, and you're ready for a great day!



This themed learning day has 10 centers that all give practice with the digraph TH.

You can use 1, 5, or all 10--it's flexible!

Room transformations can be stress-free and low-prep.

Keep scrolling to learn how!



# Let's start with the basics...

## What is a classroom transformation?

A classroom transformation changes your room into a certain setting or theme to engage students in their own learning with rigorous content.



Donut Shop Day



Rock Star Day



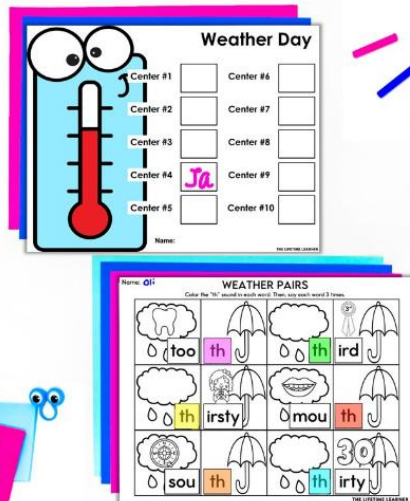
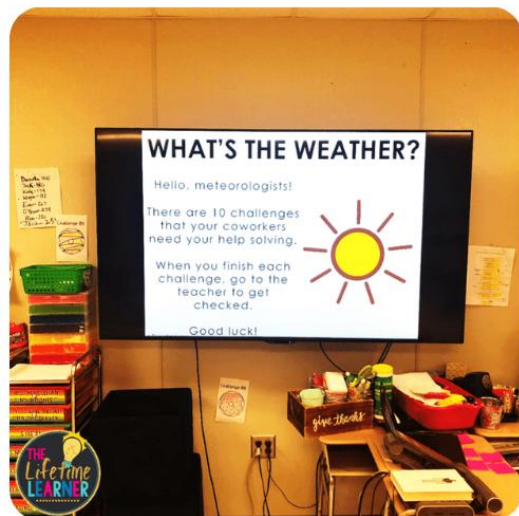
Camping Day

You don't have to spend hours of your time setting up a room transformation or spend lots of money to make it **SO MUCH FUN!**

# STEP 1:


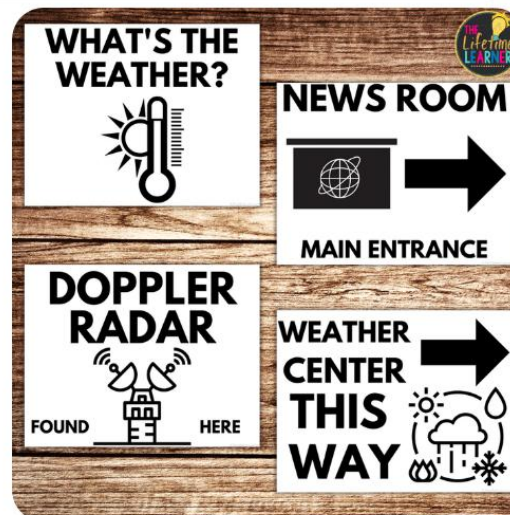
Tell your class they are studying the weather today!

They will complete digraph TH activities set up around the room. You can do this for a day, a few days, or over the course of a week!





Flexibility is key.

Need to modify? No problem! Choose how many centers students will need to complete and what time frame they have to meet YOUR needs.



Set-up is quick and easy.

Simply print the posters, 10 activities, and a recording sheet for each student. Place them around your room and you're ready to begin!





# STEP 3:

When students finish all activities you've assigned, they win! You can give them the included certificate, coloring page, or a small prize of your choice.

A shopping guide is also included to give you suggestions of optional "extras" you could add in.

## Remember:

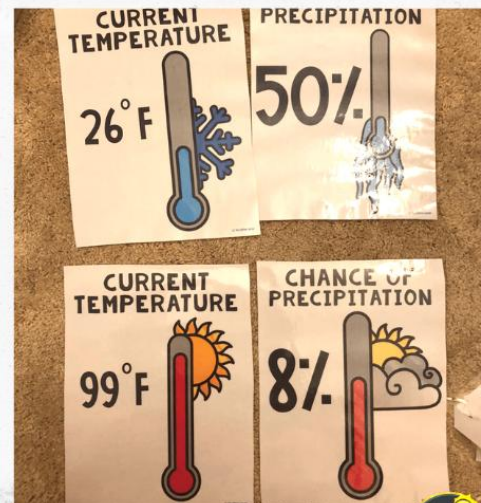
Anything different from a "normal" day in the classroom is special to students! A reward at the end isn't required during a classroom transformation.



Certificate



Coloring Page



In Action Pic



Prize











# STEP 4:

Most of the time, there are early finishers. These kiddos get to go around the room and complete a write the room activity! No one is ever bored.

## How to Use

Name: \_\_\_\_\_

### FIND IT! WRITE IT!

A. 	_____	F. 	_____
B. 	_____	G. 	_____
C. 	_____	H. 	_____
D. 	cloud	I. 	_____
E. 	_____	J. 	_____

**cloud**

B.  \_\_\_\_\_

C.  **lightning** \_\_\_\_\_











\_\_\_\_\_ **sun** \_\_\_\_\_

Students write each word they find around the room.


## How to Use


Name: \_\_\_\_\_

### WRITE THE LETTER

Letter: _____		Letter: _____	
Letter: <b>H</b>		Letter: _____	
Letter: _____		H. _____	
Letter: _____		_____	
Letter: _____		Letter: _____	

**He is in the rain.**

F.  He tells u \_\_\_\_\_

J.  I see a rainbow \_\_\_\_\_ as the sun \_\_\_\_\_

\_\_\_\_\_ sur \_\_\_\_\_ over there! \_\_\_\_\_ is hand.

Students find each card and write the correct letter on their recording sheet.

**Version 1:  
Words**

**Choose between  
2 versions!**

**Version 2:  
Read Sentences**

# THE CONTENT:

10 high-interest centers  
in 2 formats: hands-on & no prep!

## Hands-On Centers



3 three

thermos

cloth

path

thermometer

thorn

thief

thunder

sloth

## No-Prep Printables

### SPOT THE DIFFERENCES

2 growth 1 thermometer

1 thorn 1 sloth

2 thief 1 thermos

2 think 2 moth

Put a 1 or 2 in each box to show which picture each word goes with.

You can use the "Hands-On" Centers where students can manipulate and move pieces around. These are easy to laminate and can be reused for years to come.

Or, you can use the "No-Prep Printables" where you simply print and go!

Some teachers use BOTH together!

# CENTER 1

## Phonics Maze

**THE MAZE**  
Color your way through the maze by following the pictures and finding the matching word.  
Start at the weather truck. Finish at the tornado.

START! tooth		throne		bath
thigh		thumb		fourth
theater		mouth		north
FINISH! 	think		wreath	

Students use their phonic skills to make it through the maze.

## 2 VERSIONS:

**V1: THE MAZE**  
Color your way through the maze by following the pictures and finding the matching word.  
Start at the weather truck. Finish at the tornado.

START! tooth		throne		bath
thigh		thumb		fourth
theater		mouth		north
FINISH! 	think		wreath	thermos

Version 1:  
Easy Version

Version 2:  
Hard Version

# CENTER 2

## Pairs Activity

	th		in		th	
	mo		th		is	
	th		ree		clo	

Cut the cards out. Have students put the correct sides together.

	th		
	ba	th	
	pa	th	

Students put the two sides together to form each word.

## 2 VERSIONS:

**V1:**

	th				fif	th	
	ba	th			th	ick	
	ma	th			pa	th	

Cut the cards out. Have students put the correct sides together.

**V2:**

	th			four	th	
	mon	th			th	rone
	th			ear	th	

Cut the cards out. Have students put the correct sides together.









Version 1:  
Easier

Version 2:  
Harder

# CENTER 3

## Cut and Paste

**CUT AND PASTE**

	<input type="text"/>	th		<input type="text"/>	th
	<input type="text"/>	th		<input type="text"/>	th
	<input type="text"/>	th		bro	th
	<input type="text"/>	th		<input type="text"/>	th









ma mo slo four ba pa clo



Cut and paste each box where it belongs.

## 2 VERSIONS:









**V1: CUT AND PASTE**

	<input type="text"/>	th		<input type="text"/>	th
	<input type="text"/>	th		<input type="text"/>	th
	<input type="text"/>	th		<input type="text"/>	th
	<input type="text"/>	th		<input type="text"/>	th

ma mo slo four ba pa bro clo

Cut the boxes out. Glue them where they belong.

**V2: CUT AND PASTE**

	<input type="text"/>		<input type="text"/>
	<input type="text"/>		<input type="text"/>
	<input type="text"/>		<input type="text"/>
	<input type="text"/>		<input type="text"/>

path	fourth	cloth	broth
moth	sloth	math	bath

Version 1:  
Beginning of Word

Version 2:  
Full Word

# CENTER 4

Students build the letter shown on the mat.

**BUILD IT!**  
Build the word with dough.

thin

**DOT IT!**  
Fill in the dots on each letter with a different color.

think

**DON'T FORGET!**

**BUILD IT!**

Build the word with dough.

thick

Head over to the "no-prep printables" file if you'd like to use the print-and-go page with this activity!

# CENTER 5

## Sorting Game

Sorting Game cards including: a tent, the number 30, a thumbs up, a boy, a girl with a rainbow, a boy with a sun, a monkey, a map, a medal with the number 5, and a compass rose.

Examples of sorting cards:

- Starts with TH: Girl with rainbow, Boy with sun
- Ends with TH: Boy with sun

Students sort each card into the correct pile.

## 2 VERSIONS:

V1:

Starts with TH: Girl with rainbow

Ends with TH: Boy with sun

V2:

Starts with TH: Girl with rainbow

Ends with TH: Boy with sun

Version 1 sorting grid: A 4x6 grid of 24 cards, each with a thermometer icon and a different illustration.

Version 2 sorting grid: A 4x6 grid of 24 cards, each with a thermometer icon and a different illustration, including words like 'month', 'tooth', 'moth', 'throw', and 'this'.

Version 1:  
Pictures

Version 2:  
Picture and Word Hint

# CENTER 6

## This or That?

th ____		____ th	
th ____		____ th	
th ____		____ th	
th ____		____ th	

Students put a checkmark on the side with the correct answer.

## 2 VERSIONS:

V1:

th ____		____ th
th ____		____ th
th ____		____ th
th ____		____ th

V2:

month		tooth
south		moth
thick		throw
three		this

Version 1:  
Beginning or End

Version 2:  
Full Word

# CENTER 7

## Spot the Differences



three

thermos

cloth

path

thermometer

thorn


thief

thunder

sloth


Students decide if each sentence goes with Picture 1 or 2.

## 2 VERSIONS:



growth	thorn
thief	think
thermos	thermometer
sloth	moth

Version 1:  
Words



It is <b>thunder</b> .
I see <b>three</b> fins.
I put up my <b>thumb</b> .
The <b>cloth</b> got wet.

Version 2:  
Sentences with Pictures

# CENTER 8

## Matching

I have  pals.	three	is not big.	this
She will pet the  .	sloth	I grab the  rag.	cloth
The pen is  .	thick	I see a cat on the  .	path

Students match up the task cards that go together.

## 2 VERSIONS:

**V1:**

I have  pals.	three
She will pet the  .	sloth

Version 1:  
Picture

**V2:**

I have <input type="text"/> <input type="text"/> <input type="text"/> <input type="text"/> <input type="text"/> pals.	three
She will pet the <input type="text"/> .	sloth

Version 2:  
No Hint

# CENTER 9

Students trace the letters on the side.  
Then they write each letter several times.

**TRACE & WRITE** Trace the word.  
Then, write the word.

thin	thin	thin
thin	thin	thin
thin	thin	thin
thin	thin	thin

## DON'T FORGET!




**TRACE & WRITE** Trace the word.  
Then, write the word.

think	think	think
think	think	think
think	think	think
think	think	think

Head over to the "no-prep printables" file if you'd like to use the print-and-go page with this activity!




# CENTER 10

## Word Substitution Puzzles

#1 three b	→	
#2 mouth s	→	
#3 third b	→	

Students put each 2-piece puzzle together.

## 2 VERSIONS:

V1:	V2:
#4 sloth br	#4 
#5 path b	#5 
#6 booth t	#6 

Version 1:  
Change a Letter

Version 2:  
Rhyming Words

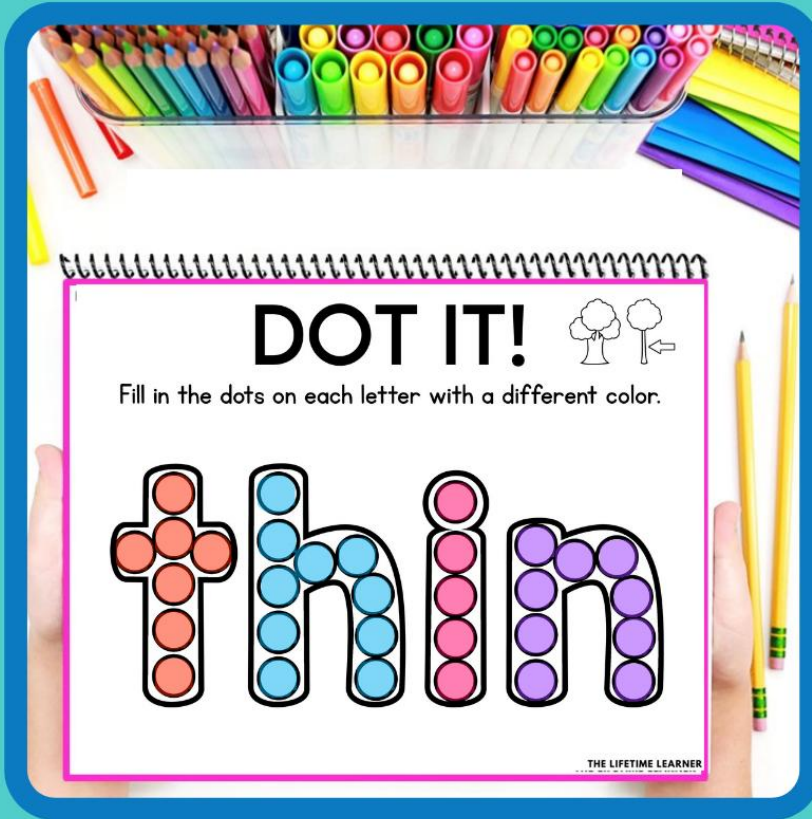
# HOW TO USE THIS:

## Ideas for Implementation:

- pick and choose the centers you want to use: do what works best for your class!
- give less than 10 centers to students if you are short on time
- give students the whole day to complete all 10 centers/activities OR spread the room transformation out over a couple of days
- use the hands-on centers during your room transformation and the no-prep printables as a review during your reading block



# PRINT & DIGITAL



Print & Go



Google Slides

**There is a digital version of the  
no-prep printables!**

# The no prep printable questions are **100% editable!**

## SPOT THE DIFFERENCES

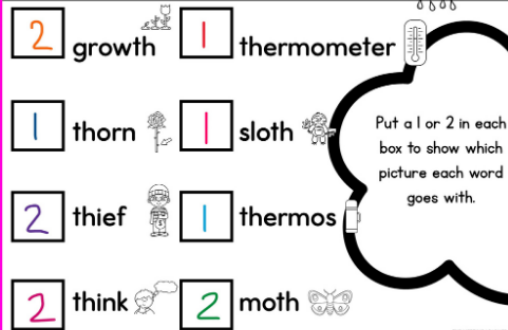
2 growth 1 thermometer

1 thorn 1 sloth

2 thief 1 thermos

2 think 2 moth

Put a 1 or 2 in each box to show which picture each word goes with.



## SPOT THE DIFFERENCES

2 growth

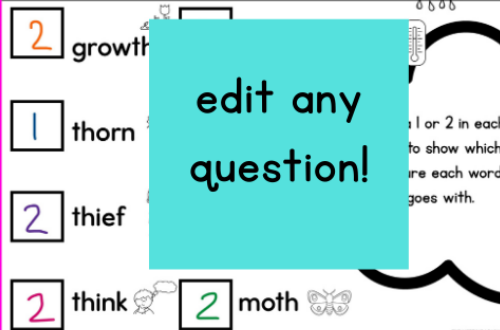
1 thorn

2 thief

2 think 2 moth

Put a 1 or 2 in each box to show which picture each word goes with.

edit any question!



## Center #1



Type here  
Type here  
Type here  
Type here  
Type here  
Type here  
Type here  
Type here  
Type here  
Type here  
Type here  
Type here  
Type here  
Type here  
Type here

Name: \_\_\_\_\_

THE LIFETIME LEARNER

10 Pre-Made  
Centers  
(Print & Go)

10 Pre-Made  
Centers:  
Editable Version


10 Blank Centers  
To Add Your  
Own Content

# 3 Versions Included

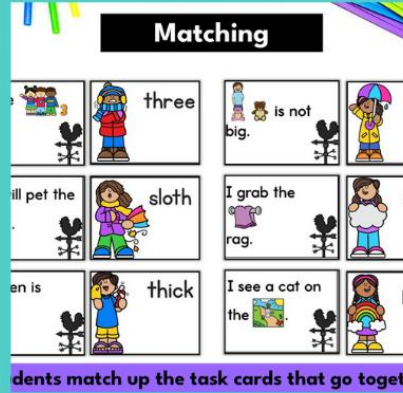
# WHAT'S INCLUDED?



10 Color & B/W Posters

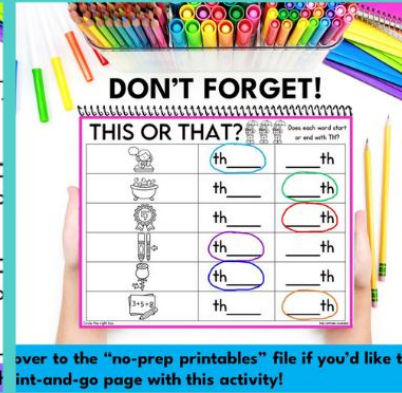


Recording Sheets



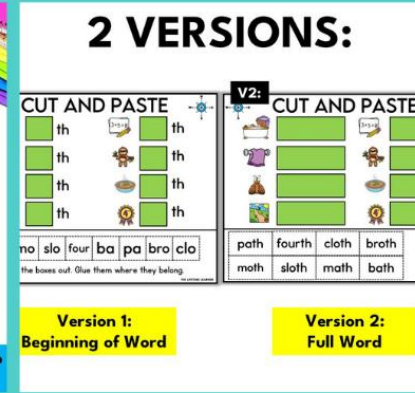
Students match up the task cards that go together.

10 Hands On Centers



Move to the "no-prep printables" file if you'd like to print-and-go page with this activity!

No Prep Printables



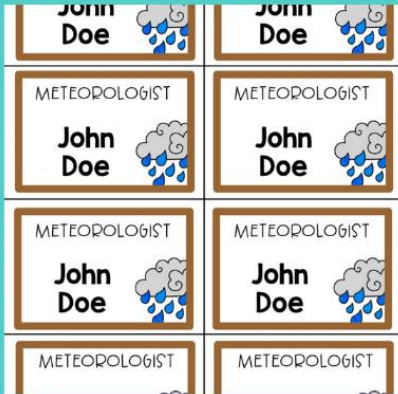
Version 1: Beginning of Word

Version 2: Full Word

2 Versions of Most Activities



Printable Hats



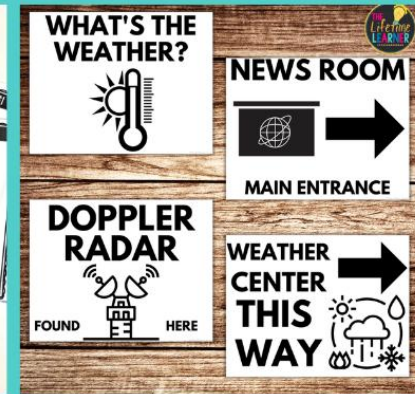
Name Tags



Coloring Page



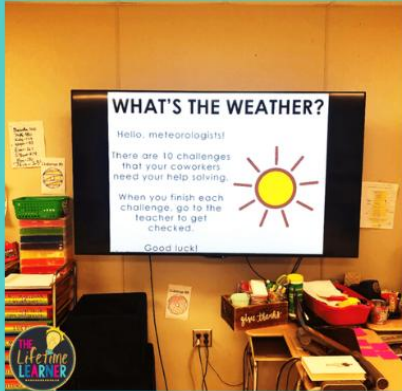
Folder Insert



Decor Posters

keep scrolling to see more!

# WHAT'S INCLUDED?



Welcome Slide



Editable Versions



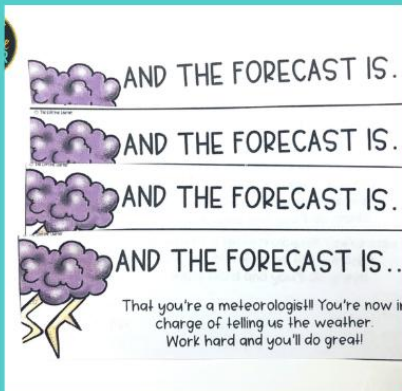
Banner



Certificate



Shopping Guide



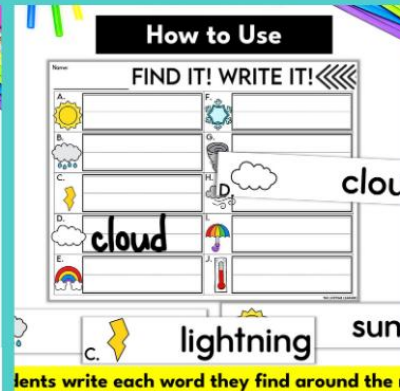
Admission Tickets




Digital Version



Answer Keys



Write the Room: Words



Write the Room: Sentences

jam-packed with fun, rigor, and engagement!

# other resources this pairs well with:

Differentiate by grabbing reading for multiple grade levels!

Or, add in some math to your themed learning day!

**WEATHER day** long A ai, ay  
EDITABLE  
ROOM TRANSFORMATION  
1ST GRADE PHONICS  
By: The Lifetime Learner

This cover features a cloud with raindrops and a lightning bolt. It includes a grid for 'ADD THE LETTERS' with words like 'w', 's', 't', 'm', 's' and 'w', 'r'. Other activities shown include 'COLOR THE PICTURES' and 'WEATHER PAIRS'.

**WEATHER day** letter W  
EDITABLE  
ROOM TRANSFORMATION  
ALPHABET LETTERS  
By: The Lifetime Learner

This cover features a cloud with raindrops and a lightning bolt. It includes a 'ROLL & FIND' activity with letters 'W', 'w', 'm', 'v', 'M', 'N', 'n' and a 'TRACE & WRITE' section. A 'COLOR BY CODE' section is also present with letters 'Ww', 'Mm', 'Nn'.

**WEATHER day** subtract within 5  
EDITABLE  
ROOM TRANSFORMATION  
KINDERGARTEN MATH  
By: The Lifetime Learner

This cover features a cloud with raindrops and a lightning bolt. It includes a 'CLOUDY' activity with a subtraction problem and a 'THUNDERSTORM' activity with a matching exercise.

**WEATHER day** subtract within 20  
EDITABLE  
ROOM TRANSFORMATION  
1ST GRADE MATH  
By: The Lifetime Learner

This cover features a cloud with raindrops and a lightning bolt. It includes a 'CLOUDY' activity with a subtraction problem and a 'THUNDERSTORM' activity with a matching exercise.

**phonics** MEGA BUNDLE  
CLASSROOM TRANSFORMATIONS  
40 THEME DAYS!  
KINDERGARTEN  
THE LIFETIME LEARNER

This cover displays a grid of 40 small resource thumbnails for various themes like 'ARTIST', 'PARTY', 'SPACE', 'PIRATES', 'SCIENTIST', 'RESTAURANT', 'DINOSAUR', 'THE FLOOR', 'HAWKMAN', 'ROCK STAR', 'REALTOR', 'GROCERY', 'MILKSHAKE', 'FALL', 'ROYALTY', 'MAGNET', 'PILOT', 'RACE CAR', 'ATHLETES', 'AFRICAN', 'SURGERY', 'WEATHER', 'FALL', 'FARMER', 'ICE CREAM', 'FARMER', 'FARMER'.

When you purchase a Mega Bundle, you save 50% off the price of the individual resources!

**math** MEGA BUNDLE  
CLASSROOM TRANSFORMATIONS  
40 THEME DAYS!  
KINDERGARTEN  
THE LIFETIME LEARNER

This cover displays a grid of 40 small resource thumbnails for various themes like 'ARTIST', 'PARTY', 'SPACE', 'PIRATES', 'SCIENTIST', 'RESTAURANT', 'DINOSAUR', 'THE FLOOR', 'HAWKMAN', 'ROCK STAR', 'REALTOR', 'GROCERY', 'MILKSHAKE', 'FALL', 'ROYALTY', 'MAGNET', 'PILOT', 'RACE CAR', 'ATHLETES', 'AFRICAN', 'SURGERY', 'WEATHER', 'FALL', 'FARMER', 'ICE CREAM', 'FARMER', 'FARMER'.

# classroom transformations

## low prep, fun, and engaging!



1st grade math



2nd grade math



3rd grade math



4th grade math



5th grade math



kindergarten math

# K-5 MATH & READING



kindergarten reading



1st grade reading



2nd grade reading



GR 3-5 reading comprehension



3-5 reading add-on packs



alphabet letters

# THE LIFETIME LEARNER'S CLASSROOM TRANSFORMATIONS ARE:

1. Engaging to Students
2. Classroom Tested (and Student-Approved)
3. Print and Digital Compatible
4. Jam-Packed with Content
5. Aligned to Reading Standards
6. Easy to Implement
7. Flexible for Every Classroom
8. Versatile Ways to Reward Students
9. Rigorous Student Learning Activities

**All content is included** so you can simply **print**  
**and get ready** for an **AMAZING** experience  
**with your students!**

# Please Note:

- **There are 10 phonics centers and activities provided as well as décor and other extras!**
- **The digital version is provided in Google Slides.**
- **The hands-on centers are not editable. The no prep version is editable (except for the clipart).**
- **Nervous about trying your first room transformation? You'll be hooked once you try one! I promise!**
- **Feel free to contact me if you have questions or want to chat about room transformations! You can email me at [lindsaythelifetimelearner@gmail.com](mailto:lindsaythelifetimelearner@gmail.com)**