


# READING GAMES FOR SUMMER



# 8 HANDS-ON SUMMER GAMES

## Skills:

- Figurative Language
- Point of View (1<sup>st</sup> and 3<sup>rd</sup> Perspective)
- Capitalization Rules
- Verb Tenses
- Parts of Speech
- Prefixes and Suffixes
- Cause and Effect
- Context Clues

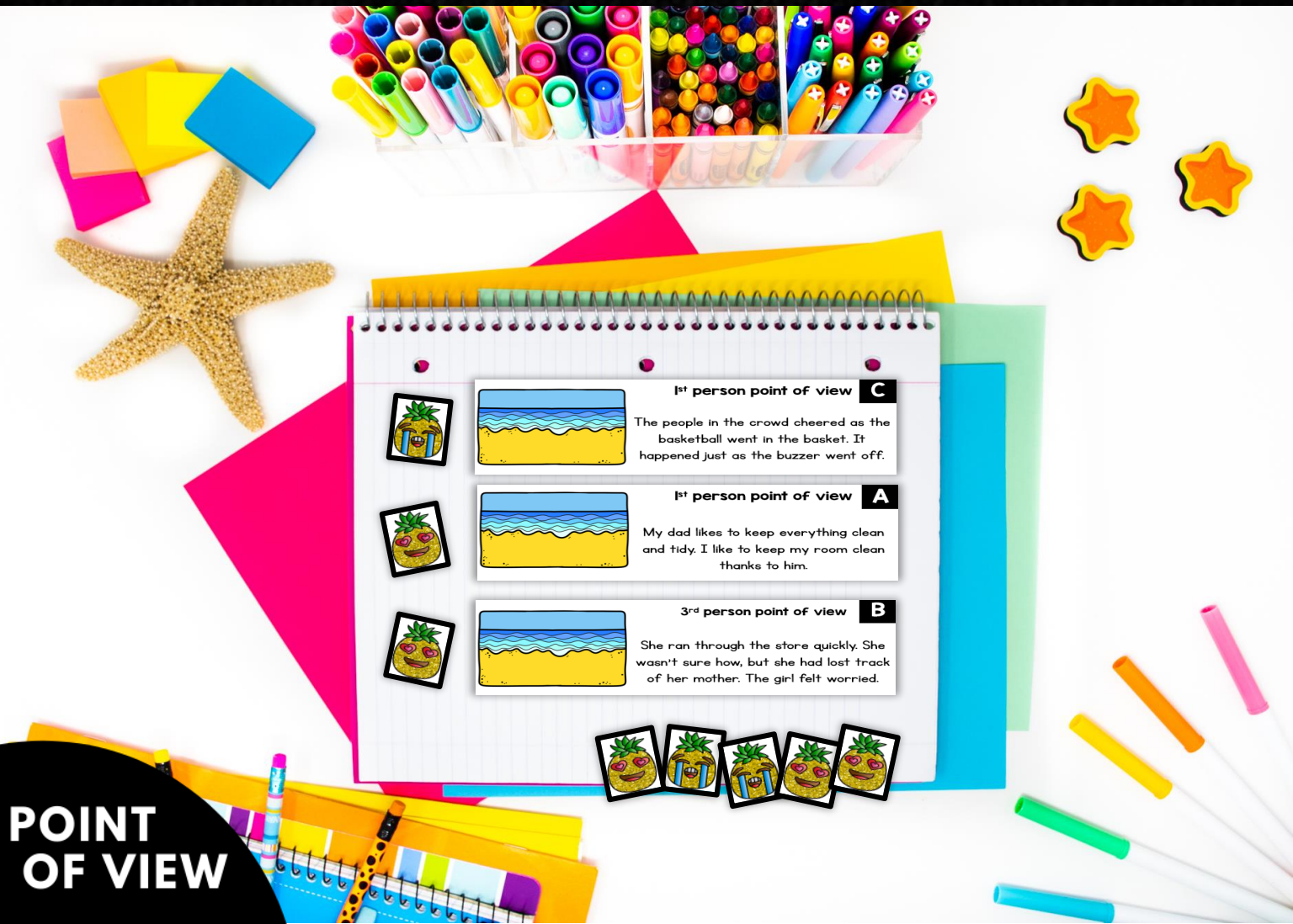


# FOR SUMMER




# SUMMER

# ERROR ANALYSIS




POINT  
OF VIEW



## 1<sup>st</sup> person point of view C

The people in the crowd cheered as the basketball went in the basket. It happened just as the buzzer went off.



## 1<sup>st</sup> person point of view A

My dad likes to keep everything clean and tidy. I like to keep my room clean thanks to him.

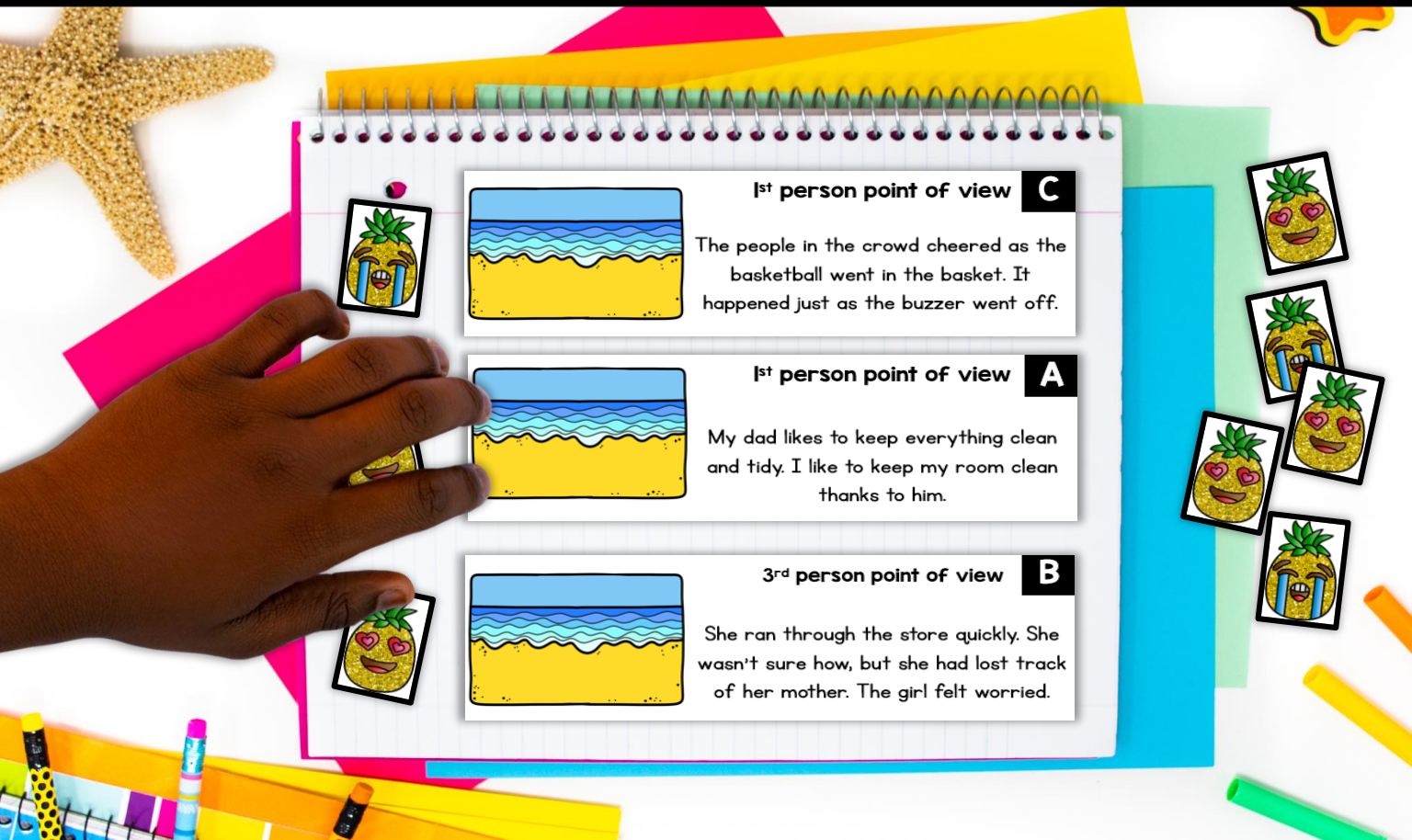


## 3<sup>rd</sup> person point of view B

She ran through the store quickly. She wasn't sure how, but she had lost track of her mother. The girl felt worried.



# HOW TO PLAY



## 1<sup>st</sup> person point of view **C**

The people in the crowd cheered as the basketball went in the basket. It happened just as the buzzer went off.

## 1<sup>st</sup> person point of view **A**

My dad likes to keep everything clean and tidy. I like to keep my room clean thanks to him.

## 3<sup>rd</sup> person point of view **B**

She ran through the store quickly. She wasn't sure how, but she had lost track of her mother. The girl felt worried.

Students look at each card and decide if the answer is true or false. Then, students put a check or an X next to each one to show their thinking. An answer key and recording sheet is included. Students practice identifying 1<sup>st</sup> and 3<sup>rd</sup> person point of view.



# MULTI-PLAYER SUMMER GAME

**GAME KEY**  
EACH TIME YOU ANSWER A CARD CORRECTLY,  
DRAW A CIRCLE. EACH CIRCLE MEANS:

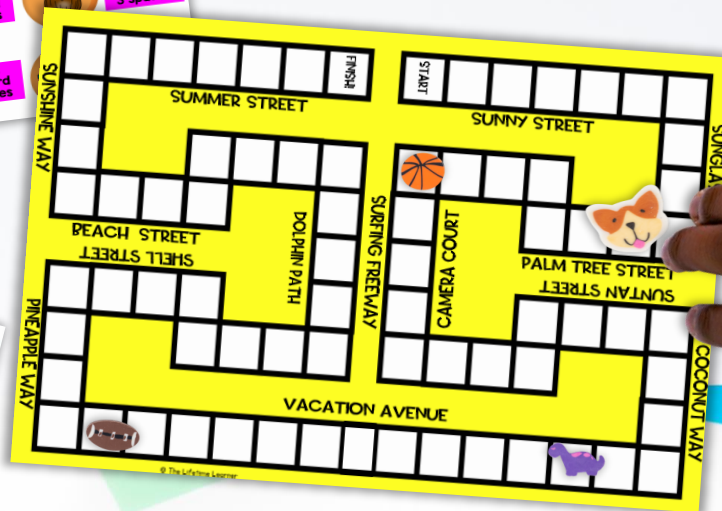
	Move Forward 1 Space		Move Backward 1 Space
	Move Forward 2 Spaces		Move Backward 2 Spaces
	Move Forward 3 Spaces		Move Backward 3 Spaces
	Move Forward 4 Spaces		



Card #1

I am trying to develop my skateboarding skills so I can enter the competition next month.

What is the meaning of the underlined word?



CONTEXT  
CLUES

# HOW TO PLAY



Each time a student answers a card correctly, the student then chooses a circle card randomly. The circle card tells whether to go forward or backwards. The first person to make it to the finish line wins! Answer key included. Task cards practice finding the meaning of unknown words using context clues.



# BUILD A S'MORE



**FIGURATIVE  
LANGUAGE**

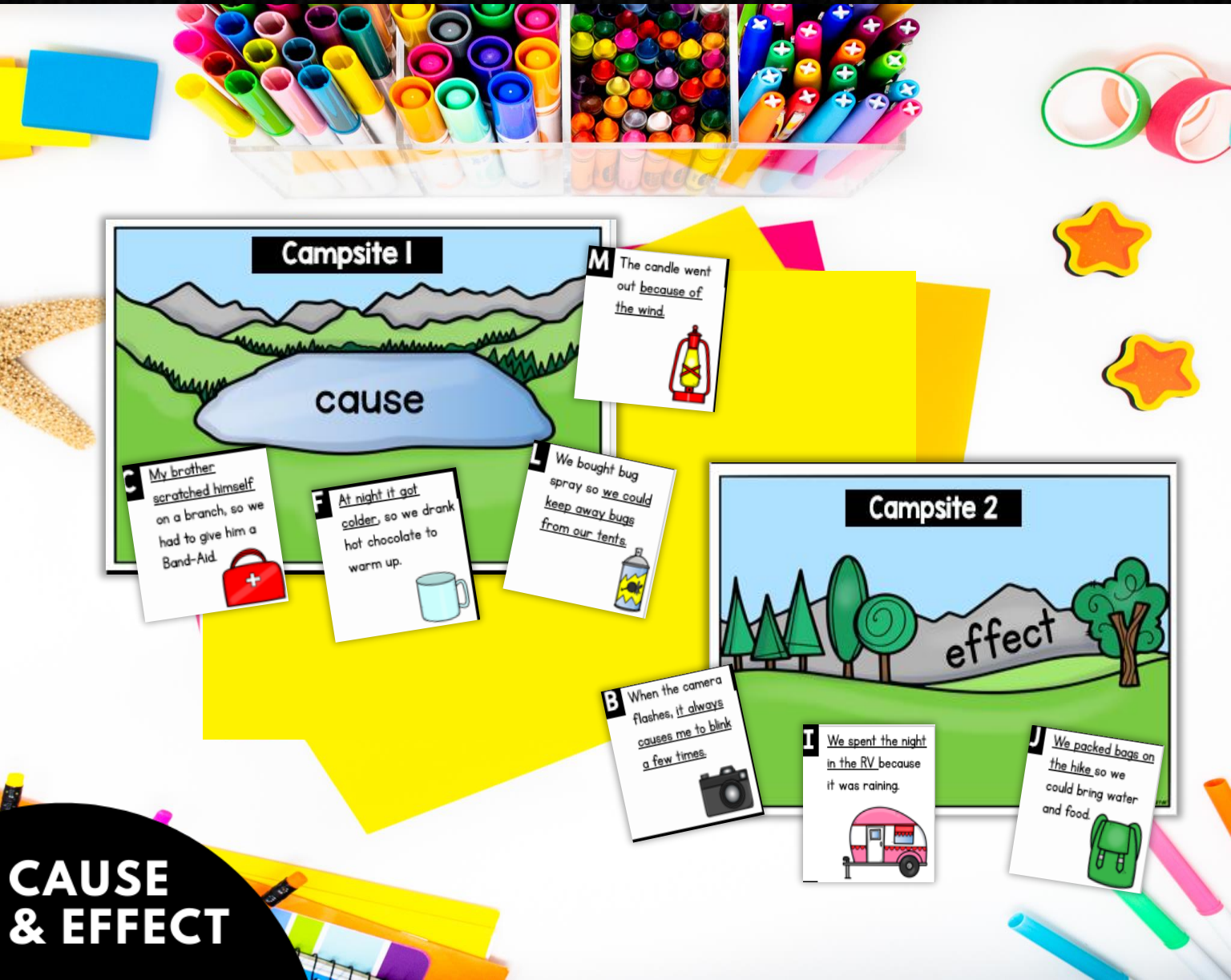
# HOW TO PLAY



Each time students answer a task card, they get to add part of their s'more to their mat. There are chance cards included too. You never know who's going to win based on this twist. The first person to finish building a s'more wins! All task cards include identifying figurative language: hyperboles, personification, similes, metaphors, and onomatopoeia.



# ELA SORT



## Campsite 1

cause

**M** The candle went out because of the wind.



**C** My brother scratched himself on a branch, so we had to give him a Band-Aid.



**F** At night it got colder, so we drank hot chocolate to warm up.



**L** We bought bug spray so we could keep away bugs from our tents.



## Campsite 2

effect

**B** When the camera flashes, it always causes me to blink a few times.



**I** We spent the night in the RV because it was raining.



**J** We packed bags on the hike, so we could bring water and food.



CAUSE & EFFECT

# HOW TO PLAY



Students decide which campground each camp supply belongs at. Students sort the cards according to the correct answers. A recording sheet and answer key are also provided. In this ELA sort, students practice identifying causes and effects.



# SUMMER CAMP

## ELA ACTIVITY



I accidentally broke the camp leader's whistle. Instead of lying, I told them the truth about what happened and I didn't get in trouble!



Honest



I've always wondered how big trees can grow. I studied how big they grow, but it always surprised me when I see them in nature.



I gave my sister a book last night because she was studying. I accidentally dropped it before being able to enjoy it.

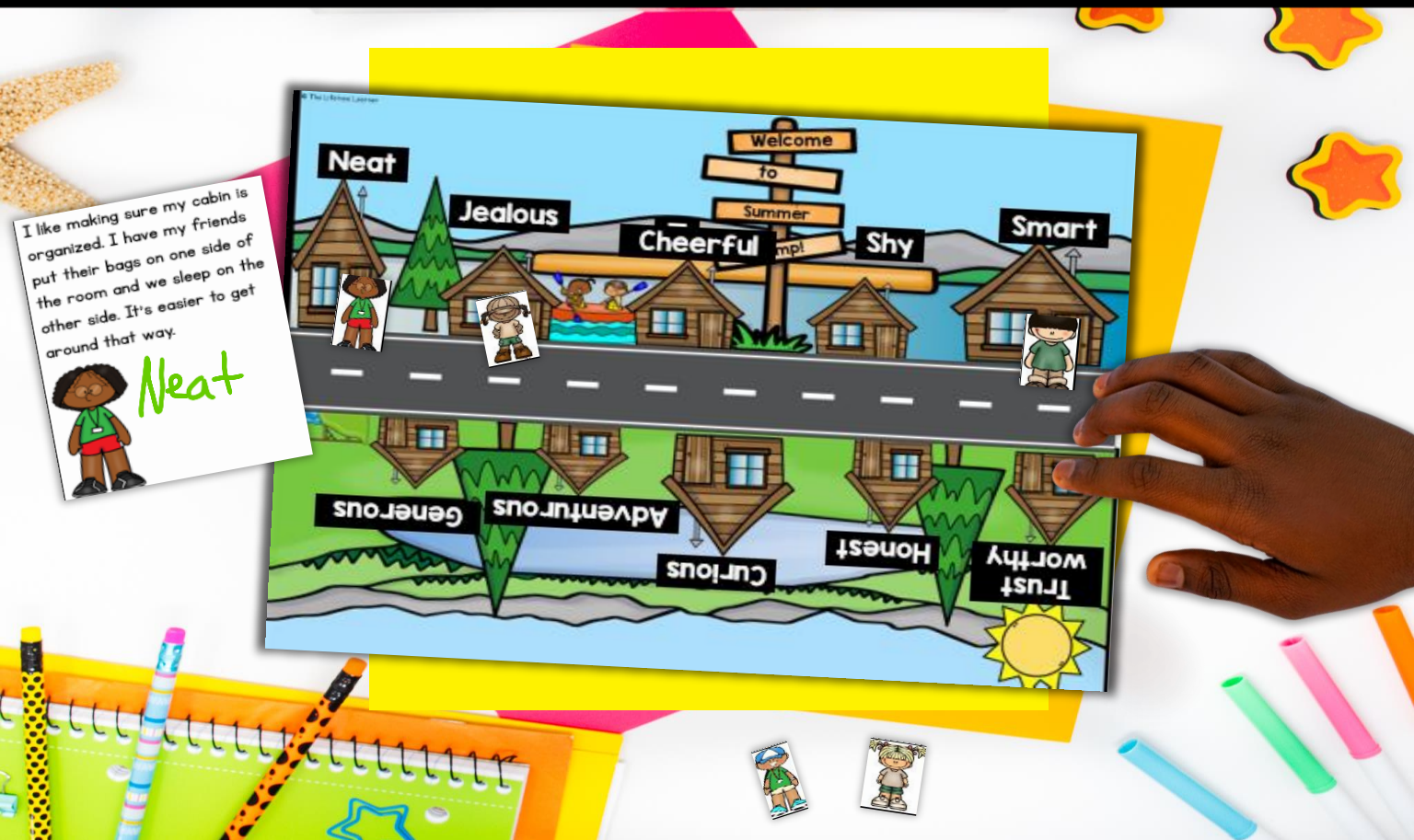


I'm so excited to have fun at camp! We can play games, make smores, and sing around the campfire. It's my favorite place in the world!



CHARACTER TRAITS



# HOW TO PLAY



Students read each task card and solve to find the answer. Once they find the answer, they know which cabin the camper belongs in. They place that camper at the correct cabin. For example, the camper in green lives at Cabin "Neat". Students practice identifying character traits.



# WHOLE CLASS SUMMER GAME



**PARTS OF  
SPEECH**

# HOW TO PLAY



Lay out the ice cream cones all over your floor. Explain to students they'll be making ice cream cones just like the sample ones shown (yellow ones). Their goal is to find the ice cream scoops they need to make the ice cream cones look like the orders customers are asking for. Each team starts with a pre-made ice cream cone (customer order) and an ice cream cone. Kids will hunt the room to look for the ice cream scoops they need. : Kids build up the ice cream cone in the same order as the customer order (yellow). When kids build the ice cream cone the whole way to the top, they get to grab another customer order from the teacher. It's race to see who can build the most ice cream cones! Practices the 8 parts of speech!



# SUMMER

## READING PUZZLES

- Parts of Speech
- Verb Tenses
- Capitalization Rules
- Prefixes & Suffixes



# INTERACTIVE GAME FOR ANY SUBJECT

## HIDE & SEEK SUMMER



PRACTICE ANY SKILL!

This comes with  
11 pre-made  
mathematics  
games but the  
**EDITABLE**  
version will  
allow you to  
change it to any  
reading content  
you'd like!




# HOW TO PLAY

## HOW TO PLAY



Drag the object on the left behind any picture on the screen so it is "hiding". Repeat this on each page so all 10 objects are hidden.

## HOW TO PLAY




Have students "seek" where the object is by calling on students to say answers to the questions on screen. Click to see if their guess is right.

## HOW TO PLAY



When you click each picture, it'll magically disappear to see if the student has "found" the object!

## HOW TO PLAY



Whichever student finds the hidden object gets to come to the front of the room and call on students to guess on the next slide!

## FULLY EDITABLE



Use the blank version to create whatever skill practice you'd like—math facts, letter recognition, spelling words...the sky is the limit!

## 11 CUSTOMIZABLE PRE-MADE GAMES




1. Addition Facts to 20
2. Mixed Review of Addition Facts
3. Addition Double Facts
4. Subtraction Facts to 20
5. Mixed Review of Subtraction Facts
6. Multiplication Facts from 1-10
7. Mixed Review of Multiplication Facts
8. Division Facts from 1-10
9. Mixed Review of Division Facts
10. Identify Numbers
11. Blank Version (Make your own questions!)



Students try to find where each summer item is on the slides! This game uses PowerPoint and is 100% editable. There are 11 pre-made games included for you and an editable version for adding your own content.

# YOU MAY ALSO LIKE:

**BUILD IT! BUNDLE #3**




My Castle

To win, you must have 10 items in your castle.

**FICTION 10 ELA GAMES**

**BUILD IT! BUNDLE #4**



My Ice Cream Sundae

To win, you must have 10 items in your ice cream sundae.

**NONFICTION 10 ELA GAMES**

**BUILD IT! MEGA BUNDLE**



My Dog Park

To win, you must have 10 items in your park.

**READING 40 ELA GAMES**

**SURGERY day** fiction context clues



Payton

3rd-5th GRADE

EDITABLE ROOM TRANSFORMATION

**VETERINARIAN PET hospital** text structures



3rd-5th GRADE

EDITABLE ROOM TRANSFORMATION

**reading BUNDLE #1**

3RD-5TH GRADE



BY: THE LIFETIME LEARNER

**10 CLASSROOM TRANSFORMATIONS**

**Click here for more Summer Activities**