



# WHAT IS THIS?



**Clue #1: Picture Decoder**  
Find each answer. Then, draw a line to each match. Last, use the decoder at the bottom to solve the clue.

**Clue #2: Error Analysis**  
Decide if each number was written in standard form correctly. Put a check or X next to each problem.

**Clue #3: Detective Report**  
The pirates sailed nineteen miles to reach the treasure island. When the captain got off the ship, he ordered eighty-two of his pirates to look for the treasure. Some of the pirates looked near the waterfall, but eighty-four of them were out when the treasure was found. The treasure was in a chest with twenty-eight gold coins. The letters that were used were N, E, S, and W.

**Clue #4: The Pirate Ship**  
Tell the value of the base ten blocks in each box below. Then, read the bottom.

|               |               |              |              |               |
|---------------|---------------|--------------|--------------|---------------|
| 93            | 47            | 94           | 25           | 61            |
| <del>90</del> | <del>40</del> | <del>4</del> | <del>5</del> | <del>60</del> |
| 76            | 10            | 39           | 81           | 52            |
| <del>7</del>  | <del>7</del>  | <del>7</del> | <del>7</del> | <del>7</del>  |

**Clue #5: Picture Reveal**  
Tell the value of the base ten blocks in each box below. Then, read the bottom.

|    |    |    |    |    |
|----|----|----|----|----|
| 76 | 76 | 76 | 76 | 76 |
| 76 | 76 | 76 | 76 | 76 |
| 76 | 76 | 76 | 76 | 76 |
| 76 | 76 | 76 | 76 | 76 |

The treasure is hidden somewhere...

|                |                  |
|----------------|------------------|
| 75: With lava  | 67: With rocks   |
| 77: With water | 76: Without lava |

Which answer did you get most often?  
76

Use that number to figure out the final clue in the key!

**solve the mystery**

**The Case of the Missing Treasure**

THE LIFETIME LEARNER

**Where's the Treasure?**


As you solve each clue, cross out the places the treasure is not located. The location left at the end is where the treasure is.

|            |           |               |               |
|------------|-----------|---------------|---------------|
| <br>Jungle | <br>Beach | <br>Waterfall | <br>Volcano   |
| <br>Cave   | <br>River | <br>Mountains | <br>Beach Hut |

Name: \_\_\_\_\_

Students complete a series of clues to figure out where the treasure is located!


# HOW TO PLAY



## What Happened?

Oh no! The treasure has been stolen by pirates and no one knows where it is located. Now, it's your job to search different locations to find the treasure and save the day!

1. Take a location list and start solving each clue.
2. Each time you solve a clue, you will get closer to discovering where the treasure is located.
3. Cross out wrong places each time you find new information. Good luck!



## Clue #1: Picture Decoder

Find each answer. Then, draw a line to each match. Last, use the decoder at the bottom to solve the clue.

|  |    |    |    |    |    |    |    |    |
|--|----|----|----|----|----|----|----|----|
|  |    |    |    |    |    |    |    |    |
| 84   | 79 | 45 | 58 | 88 | 97 | 54 | 48 | 85 |
| <b>Answers:</b> <u>45</u> <u>58</u> <u>79</u> <u>48</u> <u>54</u> <u>85</u> <u>84</u> <u>88</u> <u>97</u>  |    |    |    |    |    |    |    |    |
| <small>four tens four ones    five tens eight ones    seven tens nine ones    four tens eight ones    five tens four ones    eight tens five ones    eight tens four ones    eight tens eight ones    nine tens seven ones</small> |    |    |    |    |    |    |    |    |

Letters: H A S N O D O O R

The treasure is hidden in a place that:

Use this decoder to help you figure out what letter is equal to each picture.

|     |     |     |     |     |
|-----|-----|-----|-----|-----|
| A = | G = | M = | S = | Y = |
| B = | H = | N = | T = | Z = |
| C = | I = | O = | U = |     |
| D = | J = | P = | V = |     |
| E = | K = | Q = | W = |     |
| F = | L = | R = | X = |     |

## Where's the Treasure?

As you solve each clue, cross out the places the treasure is not located. The location left at the end is where the treasure is.

|                   |                  |                      |                      |
|-------------------|------------------|----------------------|----------------------|
| <del>Jungle</del> | <del>Beach</del> | <del>Waterfall</del> | <del>Volcano</del>   |
| <del>Cave</del>   | <del>River</del> | <b>Mountain</b>      | <del>Beach Hut</del> |

Name: \_\_\_\_\_

Each time students solve a clue, it will reveal what place(s) to cross out.

When all clues are completed, the mystery of the pirate treasure will be solved!

# SKILL PRACTICE

- Place Value to 100
- Expanded Form
- Word Form
- Standard Form
- Base Ten Blocks
- Pirate-Themed
- Error Analysis Practice

**Clue #1: Picture Decoder**

Find each answer. Then, draw a line to each match. Last, use the decoder at the bottom to solve the clue.

84 79 45

Answers: 45 58 79

four tens five ones five tens eight ones seven tens one one

Letters: H A

The treasure is hidden in a place that:

Use this decoder to help you figure out what letter is equal to each picture.

**Clue #2: Error Analysis**

Decide if each number was written in standard form correctly. Put a check or X next to each problem.

☒  $50+6=56$  ☒  $70+5=75$  ☒  $40+9=49$

☒  $60+8=86$  ☒  $20+4=24$  ☒  $30+1=301$

☒  $9+20=920$  ☒  $6+50=65$  ☒  $6+80=68$

☒  $4+80=84$  ☒  $7+10=71$  ☒  $4+60=64$

☒  $7+30=730$  ☒  $2+60=62$  ☒  $3+40=34$

The location with the most correct answers is not where the treasure is hidden.

**Clue #3: Detective Report**

19 miles to reach the treasure island. When the captain got off the ship, he

of his pirates to look for the treasure. Some of the pirates looked near the

looked in the forest and found 48

ised to see forty-eight drawings on

on the ground, where he whooped for

|      |      |      |
|------|------|------|
| 17=I | 9=T  | 95=U |
| 12=J | 51=Q | 87=S |
| 27=G | 10=B | 21=F |
| 19=W | 73=X | 2=M  |
| 99=Z | 28=E | 48=A |
| 6=D  | 15=V | 81=P |
| 84=N | 82=O | 90=R |
| 38=K | 55=H | 61=C |
| 59=E | 98=Y |      |

**All clues focus on reviewing place value to 100!**



## A decorative banner featuring a row of colorful pens (black, blue, cyan, yellow, green, red) on the left, a stack of colorful sticky notes (red, yellow, blue) with a black and white checkered pattern on the right, and a gold-colored compass rose on the far right. A red rectangular box is positioned below the sticky notes.

## Clue #5: Picture Reveal

Tell the value of the base ten blocks in each box below. Then, read the bottom.

Which answer did you get most often?

Use that number to figure out the final clue in the key!

The treasure is hidden somewhere...

|                |                  |
|----------------|------------------|
| 75: With lava  | 67: With rocks   |
| 77: With water | 76: Without lava |

## Clue #5: Picture Reveal

Tell the value of the base ten blocks in each box below. Then, read the bottom.

Which answer did you get most often?

Use that number to figure out the final clue in the key!

The treasure is hidden somewhere...

|                |                  |
|----------------|------------------|
| 75: With lava  | 67: With rocks   |
| 77: With water | 76: Without lava |

## Clue #1: Picture Decoder

Find each answer: Then, draw a line to each match. Last, use the decoder at the bottom to solve the clue.

## Clue #2: Error Analysis

Decide if each number was written in standard form correctly.  
Put a check or X next to each problem.

## Clue #3: Detective Report

The pirates sailed <sup>19</sup>nineteen miles to reach the treasure island. When the captain got off the ship, he ordered <sup>82</sup>eighty-two of his pirates to look for the treasure. Some of the pirates looked near the waterfall, but they only found <sup>90</sup>ninety seashells. Other pirates lived in the forest and found <sup>84</sup>eighty-four animals. The captain found <sup>2</sup>two drawings on the wall. He found <sup>28</sup>twenty-eight treasure chests with <sup>1</sup>one treasure map. The pirates whooped for <sup>1</sup>one hour.

# 3 Clue Version

drawings on

whooped for

**The treasure is hidden in a place that has:**

N O

W A T E R


Write each number above each blank.

Then, use the decoder to figure out the message.

|        |        |
|--------|--------|
| 19 = W | 73 = X |
| 99 = Z | 28 = E |
| 6 = D  | 15 = V |
| 84 = N | 92 = O |
| 38 = K | 55 = H |
| 59 = E | 98 = Y |









THE LIFETIME LEARNER

# MATH FACT VERSION!



**Where's the Treasure?**









As you solve each clue, cross out the places the treasure is not located. The location left at the end is where the treasure is.

|  |  |  |  |
|--|--|--|--|
| <br>Jungle | <br>Beach  | <br>Waterfall  | <br>Volcano    |
| <br>Cave  | <br>River | <br>Mountains | <br>Beach Hut |

Name: \_\_\_\_\_

**Clue #1: Picture Decoder**

Find each answer. Then, draw a line to each match. Last, use the decoder at the bottom to solve the puzzle.

|   |  |   |   |   |   |   |   |
|---|--|---|---|---|---|---|---|
|  |  |  |  |  |  |  |  |
| 6   | 12   | 10  | 14  | 13  | 5   | 11  | 4   |

Answers:  $5-5$   $8-6$   $10-2$   $1-3$   $4-7$   $13-5$   $2-4$   $7-6$




Letters: \_\_\_\_\_

The treasure is hidden in a place that: \_\_\_\_\_

Use this decoder to help you figure out what letter is equal to each picture.

**Clue #2: Error Analysis**

Decide if each number was written in standard form correctly. Put a check or X next to each problem.

|   |   |   |
|---|---|---|
|  |  |  |
| <input type="checkbox"/> $20-6=14$  | <input type="checkbox"/> $12-9=7$   | <input type="checkbox"/> $13-9=5$   |
| <input type="checkbox"/> $4-3=0$  | <input type="checkbox"/> $15-9=6$   | <input type="checkbox"/> $8-2=7$  |
| <input type="checkbox"/> $9-3=6$  | <input type="checkbox"/> $18-8=11$  | <input type="checkbox"/> $16-8=8$   |

**Clue #3: Detective Report**

The pirates sailed  $6+7$  miles to reach the treasure island. When the captain got off the ship, he ordered  $15+4$  of his pirates to look for the treasure. Some of the pirates looked near the waterfall, but they only found  $3+5$  seashells. Other pirates looked in the forest and found  $6+9$  animals. The captain looked inside a cave and was surprised to see  $4+2$  drawings on the wall. He followed the drawings down the cave until he saw an X on the ground, where he whooped for joy. After digging under the X, he found a treasure chest with  $4+3$  diamonds and jewels.

The treasure is hidden in a place that has:

|                               |                               |
|-------------------------------|-------------------------------|
| <input type="checkbox"/> E=12 | <input type="checkbox"/> A=6  |
| <input type="checkbox"/> W=13 | <input type="checkbox"/> O=19 |
| <input type="checkbox"/> N=15 | <input type="checkbox"/> T=7  |

**Clue #4: The Pirate Ship**

Directions: First, write the answer in each box on the pirate ship. Then, read what to do in the box at the bottom.

|        |        |        |        |        |
|--------|--------|--------|--------|--------|
| $9-3$  | $7-4$  | $9-4$  | $15-7$ | $10-9$ |
| C      | L      | H      | U      | O      |
| $12-8$ | $20-7$ | $19-5$ | $13-3$ | $5-2$  |
| S      | I      | W      | G      | E      |
|        |        | $8-6$  | $18-2$ |        |
|        |        | P      | H      |        |

Figure out the value of the underlined place. Write it in each box.

Cross out the boxes with the following answers:  
**6, 3, 8, 1, 4, 14, 2**

The letters that are left will reveal a message.

The treasure is hidden somewhere \_\_\_\_\_

**Clue #5: Picture Reveal**

Which answer did you get most often?

|         |         |         |
|---------|---------|---------|
| $9+6=$  | $5+7=$  | $4+12=$ |
| $15+4=$ | $12+3=$ | $10+5=$ |
| $7+9=$  | $6+6=$  |         |

The treasure is hidden somewhere...

|                |                  |
|----------------|------------------|
| 12: With lava  | 16: With rocks   |
| 19: With water | 15: Without lava |


Use that number to figure out the final clue in the key!

Same clues. Same mystery. Different math!


There is an extra version included that focuses on addition and subtraction facts to 20.



# FAST FINISHER ACTIVITY



The Detective Agency sends  
congratulations to:



Lindsay

You solved the mystery!

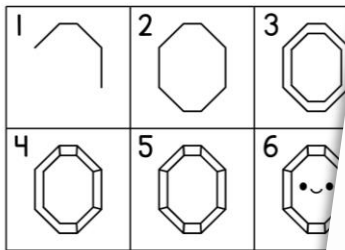
11/2  
Date

AW  
Presented by:

THE LIFETIME LEARNER

LET'S DRAW...

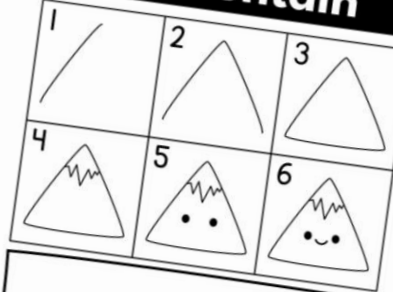
a jewel



THE LIFETIME LEARNER

LET'S DRAW...


a mountain



THE LIFETIME LEARNER

If students finish early,  
give them a  
certificate of completion  
and a directed drawing  
to complete while others  
continue working.

# MATH MYSTERY BENEFITS



- No Prep
- Print and Digital Versions
- 3 & 5 Clue Options
- Extra Math Facts Mystery
- Fun and Engaging
- Easy to Differentiate
- Encourages Critical Thinking
- Aligns with Math Standards
- Perfect for Review Days

**Clue #4: The Pirate Ship**

Figure out the value of the underlined place.  
Write it in each box.

**Directions:**  
First, write the answer in each box on the pirate ship.  
Then, read what to do in the box at the bottom.

Cross out the boxes with the following answers:  
**20, 70, 50, 90, 30, 40, 60, 5**  
The letters that are left will reveal a message.

The treasure is hidden somewhere  
**High**

THE LIFETIME LEARNER

In 1st grade, this works well as a whole group lesson or in small groups at the teacher table.

First graders will need teacher support to read & understand the clues/directions

# WHY TEACHERS LOVE THESE!

Ordinary math worksheets can be boring and unoriginal.

You want activities that are fun and engaging, but also rigorous and meaningful to student learning.

**MATH MYSTERIES ARE EXACTLY WHAT YOU'VE BEEN LOOKING FOR!**

**Clue #1: Picture Decoder**  
Find each answer. Then, draw a line to each match. Last, use the decoder at the bottom to solve the clue.

**Clue #2: Error Analysis**  
Decide if each number was written in standard form correctly. Put a check or X next to each problem.

**Clue #3: Detective Report**  
The pirates sailed nineteen miles to reach the treasure island. When the captain got off the ship, he ordered eighty-two of his pirates to look for the treasure. Some of the pirates looked near the

**Clue #4: The Pirate Ship**

**Clue #5: Picture Reveal**  
Tell the value of the base ten blocks in each box below. Then, read the bottom.

The treasure is hidden somewhere...

Which answer did you get most often?

Use that number to figure out the final clue in the key!

The Detective Agency sends congratulations to:

**Lindsay**

You solved the mystery!

**11/2** **AW**

Date Presented by:

LET'S DRAW...

a jewel

1 2 3

4 5 6

THE LIFETIME LEARNER

LET'S DRAW...

a mountain

1 2 3

4 5 6

THE LIFETIME LEARNER

**Where's the Treasure?**

As you solve each clue, cross out the places the treasure is not located. The location left at the end is where the treasure is.

|            |           |               |               |
|------------|-----------|---------------|---------------|
| <br>Jungle | <br>Beach | <br>Waterfall | <br>Volcano   |
| <br>Cave   | <br>River | <br>Mountains | <br>Beach Hut |

Name:

**solve the mystery**

**The Case of the Missing Treasure**

THE LIFETIME LEARNER



# WHAT MAKES MATH MYSTERIES UNIQUE?

Math Mysteries aren't just a copy of Reading Mysteries!

They have brand-new clues, focus on math skills, and even feature a different conclusion to the mystery.

The only thing that stays the same is the list of suspects students start with!

So, if you have both, students can play during math and then again during reading for double the fun.

Reading

Example  
of Clue 1

Math

### Clue #1: Fill in the Blank

|       |        |      |         |     |       |
|-------|--------|------|---------|-----|-------|
| grass | the    | hut  | looking | is  | water |
| you   | sit    | up   | not     | for | green |
| chest | inside | walk | down    | are |       |

Find the matching picture above. Then write the word in each box.

|             |             |
|-------------|-------------|
| Word:  cage | Word:  wake |
| Word:  wave | Word:  game |
| Word:  cake | Word:  lake |

When you are done, read the words in order from top to bottom in each row to figure out the clue.

### Clue #1: Picture Decoder

Find each answer. Then, draw a line to each match. Last, use the decoder at the bottom to solve the clue.

|                        |                         |                         |                         |                        |                         |                         |                          |                         |
|------------------------|-------------------------|-------------------------|-------------------------|------------------------|-------------------------|-------------------------|--------------------------|-------------------------|
| 84                     | 79                      | 45                      | 58                      | 88                     | 97                      | 54                      | 48                       | 85                      |
| rs: 45                 | rs: 58                  | rs: 79                  | rs: 48                  | rs: 54                 | rs: 85                  | rs: 84                  | rs: 88                   | rs: 97                  |
| four tens<br>five ones | five tens<br>eight ones | seven tens<br>nine ones | four tens<br>eight ones | five tens<br>four ones | eight tens<br>five ones | eight tens<br>four ones | eight tens<br>eight ones | nine tens<br>seven ones |
| s: H                   | s: A                    | s: S                    | s: N                    | s: O                   | s: D                    | s: O                    | s: O                     | s: R                    |

The treasure is hidden in a place that:

Use this decoder to help you figure out what letter is equal to each picture.

|     |     |     |     |     |
|-----|-----|-----|-----|-----|
| A = | G = | M = | S = | Y = |
| B = | H = | N = | T = | Z = |
| C = | I = | O = | U = |     |
| D = | J = | P = | V = |     |
| E = | K = | Q = | W = |     |
| F = | L = | R = | X = |     |

# KEEP THE FUN GOING!

## GRAB A READING MYSTERY:

Reading mysteries aren't just a copy of math. They come with fresh clues, unique reading challenges, and a new culprit, so students are solving an entirely different case!



## MORE MATH MYSTERIES:

Explore other grade levels to differentiate and keep every student engaged.



BUY A BUNDLE  
TO SAVE BIG!

