

WHAT IS THIS?



Clue #1: Descrambler
Solve each question. When the letters are unscrambled, they will make up the clue.

$16 \div 4 = 26$ $4 \times 9 = 13$ $12 \div 7 = 19$

Clue #2: Multiple Choice
Solve each question. Circle the right answer. Then read the bottom.

$6 \times 5 = 14$ $12 \div 4 = 12$ $2 \times 8 = 10$ $15 \div 4 = 11$

A. 7
B. 8
C. 20
D. 19

Clue #3: Food Sort
Figure out each answer. Write it on the butter. Color the bread the same color as the plate they belong on.

61 brown
51 orange
41 red
31 yellow

Clue #4: The Dinner Table

Clue #5: Picture Decoder
Find each answer. Then, draw a line to each match. Last, use the decoder at the bottom to solve the clue.

Answers: 42 74 32 91 27 66 55 86 40
Letters: N O T Y E L L O W

Cross out the foods that are:

A = Apple G = Grapes M = Melon S = Strawberry Y = Yams
B = Banana H = Ham N = Nuts T = Turkey Z = Zucchini
C = Carrots I = Ice Cream O = Onions U = Udon Noodles
D = Daisies J = Jam P = Peas V = Veggies
E = Eggs K = Ketchup Q = Quinoa W = Wheat
F = Fruits L = Lemons R = Raisins X = Xmas

solve the mystery

The Case of the Thanksgiving Feast

THE LIFETIME LEARNER

What Do I Bring?

As you solve each clue, cross out the items that do not belong. The food left at the end is what you need to bring!


Pie	Ham	Bread	Gravy
Corn	Turkey	Mashed Potatoes	Peas

Name: _____

THE LIFETIME LEARNER

Students complete a series of clues to figure out what food to bring to Thanksgiving dinner!

HOW TO PLAY



What Happened?

Oh no! You forgot what you are supposed to bring to Thanksgiving dinner! You don't want to let anyone down. Solve the clues to figure out the mystery so you can still show up with your dish!

1. Take a food list and then start solving each clue.
2. Each time you solve a clue, you will get closer to discovering what food you need to bring!
3. Cross out wrong items each time you find out new information. Good luck!



THE LIFETIME LEARNER

Clue #1: Descrambler

Solve each question. When the letters are unscrambled, they will make up the clue.

W 8+6 14	T 16+4 20	T 4+9 13	A 12+7 19	E 5+6 11
E 20-5 15	T 16-4 12	S 10-3 7	E 13-8 5	R 15-5 10

Place the correct letter on top of each matching answer.

Someone else is bringing a:









S W E E T T R E A T

7 14 11 5 20 13 10 15 19 12

THE LIFETIME LEARNER

What Do I Bring?

As you solve each clue, cross out the items that do not belong. The food left at the end is what you need to bring!

 Pie	 Ham	 Bread	 Gravy
 Corn	 Turkey	 Mashed Potatoes	 Peas

Name: _____

THE LIFETIME LEARNER

Each time students solve a clue, it will reveal what foods to cross out.
When all clues are completed, the mystery of the Thanksgiving feast will be solved!

SKILL PRACTICE

- Add to 20
- Subtract to 20
- Find Missing Numbers
- 2 Digit + 1 Digit Addition
- Word Problems to 20
- Subtract Multiples of 10
- Thanksgiving-Themed
- Error Analysis Practice

Clue #1: Descrambler
Solve each question. When the letters are unscrambled, they will make up the clue.

8+6 = 14
16+4 = 20
4+9 = 13
12+7 = 19
16-4 = 12
20-5 = 15

W T E
S W E
7 14 11

Place the correct letter in the box.

Clue #2: Multiple Choice
Solve each question. Circle the right answer. Then read the bottom.

6 + 8 = 14
A. 7
B. 8
C. 20
D. 19

16 - 4 = 12
A. 16
B. 8
C. 3
D. 6

2 + 8 = 10
A. 18
B. 6
C. 1
D. 2

15 - 4 = 11
A. 20
B. 3
C. 4
D. 6

12 - 7 = 5
A. 13
B. 2
C. 12
D. 3

9 + 11 = 20
A. 9
B. 11
C. 19
D. 8

17 - 7 = 10
A. 4
B. 7
C. 3
D. 13

17 - 3 = 20
A. 13
B. 16
C. 7
D. 17

Circle how many you chose in each box below. Then, read the phrase to know what to cross out.

How many As did you circle?
1 A = grandma
2 As = mom
3 As = grandpa
4 As = dad

How many Bs did you circle?
1 B = hates
2 Bs = is not
3 Bs = is already
4 Bs = loves

How many Cs did you circle?
1 C = cooking
2 Cs = bringing
3 Cs = any
4 Cs = allergic to

How many Ds did you circle?
1 D = gravy
2 Ds = bread
3 Ds = peas
4 Ds = turkey

Clue #3: Food Sort
Solve each question. Write it on the butter. Color the bread the same color as the plate they belong on.


71-10 = 61
81-30 = 51
61-20 = 41
91-50 = 41

Cross out foods that are not fruits. If there are:

- 3 brown foods
- 4 orange foods
- 3 red foods
- 2 yellow foods

All clues focus on reviewing 1st grade math skills!

MULTIPLE VERSIONS



Print & Digital Forms

Clue #1: Descrambler
Solve each question. When the letters are unscrambled, they will make up the clue.

Clue #2: Multiple Choice
Solve each question. Circle the right answer. Then read the bottom.

Clue #3: Food Sort
Figure out each answer. Write it on the butter. Color the bread the same color as the plate they belong on.

3 Clue Version

Then, find the correct key at the bottom to solve the clue!

Cross out foods that are not vegetables if there are:
• 3 brown foods
• 3 orange foods
• 2 red foods
• 4 yellow foods

Cross out foods that are not meats if there are:
• 3 brown foods
• 4 orange foods
• 2 red foods
• 3 yellow foods

Cross out foods that are not breads if there are:
• 4 brown foods
• 3 orange foods
• 2 red foods
• 3 yellow foods

Cross out foods that are not fruits if there are:
• 3 brown foods
• 4 orange foods
• 3 red foods
• 2 yellow foods

Clue #1: Descrambler
Solve each question. When the letters are unscrambled, they will make up the clue.

Clue #2: Multiple Choice
Solve each question. Circle the right answer. Then read the bottom.

Clue #3: Food Sort
Figure out each answer. Write it on the butter. Color the bread the same color as the plate they belong on.

Clue #4: The Dinner Table

Clue #5: Picture Decoder
Find each answer. Then, draw a line to each match. Last, use the decoder at the bottom to solve the clue.

5 Clue Version

Answers: 32, 55, 91, 42, 40, 27, 74, 66, 86

Letters: A, B, C, D, E, F, G, H, I, J, K, L, M, N, O, P, Q, R, S, T, U, V, W, X, Y, Z

Cross out the foods that are:

Use this decoder to help you figure out what letter is equal to each picture.

Clue #1: Descrambler
Solve each question. When the letters are unscrambled, they will make up the clue.

Place the correct letter on top of each matching answer.

Someone else is bringing a:

S W E E T T R E

Clue #1: Descrambler
Solve each question. When the letters are unscrambled, they will make up the clue.

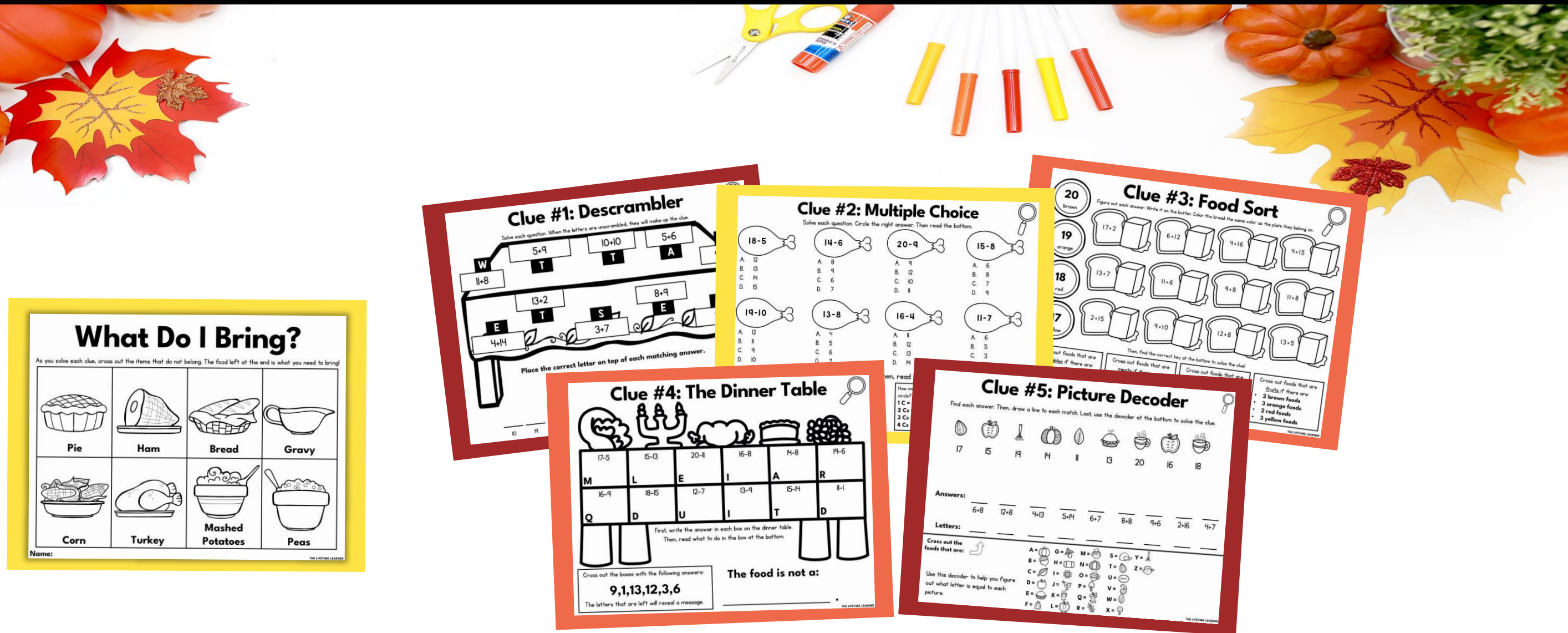
Place the correct letter on top of each matching answer.

Someone else is bringing a:

S

Short & Long Options

MATH FACT VERSION!




Same clues. Same mystery. Different math!

There is an extra version included that focuses on addition and subtraction facts to 20.

FAST FINISHER ACTIVITY



The Detective Agency sends
congratulations to:



Lindsay


You solved the mystery!

11/2
Date

Presented by: *AW*


LET'S DRAW...

a scarecrow



LET'S DRAW...

a pumpkin



If students finish early,
give them a
certificate of completion
and a directed drawing
to complete while others
continue working.

MATH MYSTERY BENEFITS

- No Prep
- Print and Digital Versions
- 3 & 5 Clue Options
- Extra Math Facts Mystery
- Fun and Engaging
- Easy to Differentiate
- Encourages Critical Thinking
- Aligns with Math Standards
- Perfect for Review Days

Clue #4: The Dinner Table

There are 15 pies on the table. 8 get eaten. How many are left? M 7	You have 5 cups of mashed potatoes. You get 9 more. How many do you have now? L 14	Grandma bakes 4 pies. We eat 8 of them. How many pies are left? E 6	I eat 5 cobs of corn. Then I eat another 7 cobs. How much corn did I eat? I 12	You buy 18 turkeys, but you only eat 3 of them. How many turkeys did you not eat? A 15	The table has 3 loaves of bread. I put another 13 loaves on the table. How many loaves are there now? R 6
We bring 8 cakes to dinner. Grandpa brings 10 more. How many cakes are there now? Q 18	I have 15 cups of cider. I drink 7 of them. How many cups are left? D 8	My sister has 4 rolls. I have 6. How many rolls do we have total? U 10	There are 17 turkeys and 4 chickens on the table. How many more turkeys are there than chickens? J 13	I eat 5 bites of corn. Then I eat another 6 bites. How many bites of corn did I have? T 11	There are 20 pumpkin pies. I get eaten. How many pies are left? D 19

First, write the answer in each box on the dinner table.
Then, read what to do in the box at the bottom.

Cross out the boxes with the following answers:
16, 6, 15, 8, 7, 11
The letters that are left will reveal a message.

The food is not a:
LIQUID

THE LIFETIME LEARNER

In 1st grade, this works well as a whole group lesson or in small groups at the teacher table.

First graders will need teacher support to read & understand the clues/directions

WHY TEACHERS LOVE THESE!

Ordinary math worksheets can be boring and unoriginal.

You want activities that are fun and engaging, but also rigorous and meaningful to student learning.

MATH MYSTERIES ARE EXACTLY WHAT YOU'VE BEEN LOOKING FOR!

Clue #1: Descrambler
Solve each question. When the letters are unscrambled, they will make up the clue.

Clue #2: Multiple Choice
Solve each question. Circle the right answer. Then read the bottom.

Clue #3: Food Sort
Figure out each answer. Write it on the butter. Color the bread the same color as the plate they belong on.

Clue #4: The Dinner Table
There are 10 pies on the table. You have 5 cups of Grandpa's delight pie. I eat 5 cups of corn. You buy 10 turkeys, but the table has 3 loaves.

Clue #5: Picture Decoder
Find each answer. Then, draw a line to each match. Last, use the decoder at the bottom to solve the clue.

Answers: 42 74 32 91 27 66 55 86 40
Letters: N O T Y E L L O W

Cross out the foods that are:

Use this decoder to help you figure out what letter is equal to each picture.

The Detective Agency sends congratulations to:

Lindsay

You solved the mystery!

Date: 11/2 Presented by: SW

LET'S DRAW...
a scarecrow

1 2 3 4 5 6 Color It!

LET'S DRAW...
a pumpkin

1 2 3 4 5 6 Color It!

What Do I Bring?

As you solve each clue, cross out the items that do not belong. The food left at the end is what you need to bring!

Pie Ham Bread Gravy
Corn Turkey Mashed Potatoes Peas

Name:

solve the mystery

The Case of the Thanksgiving Feast

WHAT MAKES MATH MYSTERIES UNIQUE?

Math Mysteries aren't just a copy of Reading Mysteries!

They have brand-new clues, focus on math skills, and even feature a different conclusion to the mystery.

The only thing that stays the same is the list of suspects students start with!

So, if you have both, students can play during math and then again during reading for double the fun.

Reading

Clue #1: Fill in the Blank

something	ham	leg	crust	need	you
pie	poured	to	corn	bring	red
plate	ham	that	blue	is	

Find the matching picture above. Then write the word in each box.

trap	to	press	that
dress	don't	grab	bring
brush	need	frog	something
		truck	poured

When you are done, read the words in order from top to bottom in each row to figure out the clue.

Example
of Clue 1

Math

Clue #1: Descrambler

Solve each question. When the letters are unscrambled, they will make up the clue.

W 8+6 14	T 16+4 20	T 4+9 13	A 12+7 19	E 5+6 11
E 20-5 15	T 16-4 12	S 10-3 7	E 13-8 5	R 15-5 10

Place the correct letter on top of each matching answer.

Someone else is bringing a:

S W E E T T R E A T

7 14 11 5 20 13 10 15 14 12

KEEP THE FUN GOING!

GRAB A READING MYSTERY:

Reading mysteries aren't just a copy of math. They come with fresh clues, unique reading challenges, and a new culprit, so students are solving an entirely different case!



MORE MATH MYSTERIES:

Explore other grade levels to differentiate and keep every student engaged.



BUY A BUNDLE
TO SAVE BIG!

