


WHAT IS THIS?



Clue #1: Descrambler
Solve each question. When the letters are unscrambled, they will make up the clue.

Clue #2: Color the Snowman
Solve each question. Circle the right answer and color in the picture. Then read the bottom.

Clue #3: The Snow Family
First, write the answer on each snowball. Then, read what to do in the box at the bottom.

Clue #4: Snow Globe Sort
What number is shown in each snow globe? Write it on the bottom. Color the snow globe the same color as the snowflake they go with.

Clue #5: Picture Decoder
Find each answer. Then, draw a line to each match. Last, use the decoder at the bottom to solve the clue.

Which Snowman is Mine?
As you solve each clue, cross out the wrong answers. The snowman left at the end is the one I built!

solve the mystery

The Case of the Winter Snowman

Both of my snowman's...
Use this decoder to help you figure out what letter is equal to each picture.

THE LIFETIME LEARNER

Students complete a series of clues to figure out which is the mystery snowman!

HOW TO PLAY



What Happened?

Lots of kids who live in the neighborhood built a snowman for everyone to see. Can you figure out which one I built? Solve the clues to figure out the mystery and reveal which snowman belongs to me!

1. Take a snowman list and then start solving each clue.
2. Each time you solve a clue, you will get closer to discovering which snowman is mine.
3. Cross out wrong snowmen each time you find out new information. Good luck!



THE LIFETIME LEARNER

Clue #1: Descrambler

Solve each question. When the letters are unscrambled, they will make up the clue.

$7 + _ = 12$ 5	 L	$_ - 5 = 2$ 7	 R	$_ + 5 = 18$ 13	 E
$11 - _ = 9$ 2	 C	$4 + _ = 15$ 11	 I	$_ - 2 = 6$ 8	 C

Place the correct letter on top of each matching answer.

My snowman's body has at least one:

C I R C L E
8 11 7 2 5 13

THE LIFETIME LEARNER

Which Snowman is Mine?

As you solve each clue, cross out the wrong answers. The snowman left at the end is the one I built!

 Snowman #1	 Snowman #2	 Snowman #3	 Snowman #4
 Snowman #5	 Snowman #6	 Snowman #7	 Snowman #8

Name: _____

THE LIFETIME LEARNER

Each time students solve a clue, it will reveal what snowman to cross out.
When all clues are completed, the mystery of the winter snowman will be solved!

SKILL PRACTICE

- Add 3 Numbers
- Subtract Multiples of 10
- Place Value to 100
- Find Missing Numbers
- True or False Equations
- Winter Themed!
- Error Analysis Practice

Clue #1: Descrambler
Solve each question. When the letters are unscrambled, they will make up the clue.

$7 + _ = 12$
5

$_ - 5 = 2$

$_ + 5 = 18$

Clue #2: Color the Snowman
Solve each question. Circle the right answer and color in the picture. Then read the bottom.

$5 + 8 + 4$
A. 14 - red hat
B. 15 - blue hat
C. 16 - yellow hat
D. 17 - green hat

$2 + 9 + 3$
A. 14 - blue scarf
B. 15 - red scarf
C. 16 - yellow scarf
D. 17 - green scarf

$4 + 6 + 7$
A. 15 - red ice skates
B. 16 - blue ice skates
C. 17 - yellow ice skates
D. 18 - green ice skates

$2 + 2 + 8$
A. 12 - red nose
B. 13 - yellow nose
C. 14 - blue nose
D. 15 - green nose

$6 + 3 + 5$
A. 11 - red pond
B. 12 - green pond
C. 13 - yellow pond
D. 14 - blue pond

$9 + 1 + 6$
A. 15 - yellow trees
B. 16 - green trees
C. 17 - red trees
D. 18 - blue trees

Choose the key below that matches how you colored the picture of the snowman.

Cross out Snowman #2 if he has:	Cross out Snowman #3 if he has:	Cross out Snowman #4 if he has:	Cross out Snowman #6 if he has:
<ul style="list-style-type: none">Green hatBlue scarfred ice skatesyellow noseBlue pondGreen trees	<ul style="list-style-type: none">blue hatgreen scarfYellow ice skatesRed noseBlue pondGreen trees	<ul style="list-style-type: none">Green hatBlue scarfYellow ice skatesRed noseBlue pondGreen trees	<ul style="list-style-type: none">Green hatBlue scarfYellow ice skatesRed nosegreen pondblue trees

Clue #3: The Snow Family
Solve the answer on each snowball. Then, read what to do in the box at the bottom.

hat $17 - 9 = 8$

scarf $3 + 10 = 13$ true



hat $14 - 5 = 9$ false

scarf $3 + 3 = 6$ true

an has on a:

All clues focus on reviewing 1st grade math skills!

MULTIPLE VERSIONS



Print & Digital Forms

Clue #1: Descrambler
Solve each question. When the letters are unscrambled, they will make up the clue.

Clue #2: Color the Snowman
5•8•4 2•9•3 4•6•7 Solve each question. Circle the correct answer.

Clue #3: The Snow Family
First, write the answer on each snowball. Then, read what to do in the box at the bottom.

3 Clue Version

hat 17-9-8 true
scarf 4-11-9
nose 13-1-8
button 6-8
gloves 2-1-6
shoes 1-1-6

My snowman has on a: hat

What word is left? Write it on the line.

Clue #1: Descrambler
Solve each question. When the letters are unscrambled, they will make up the clue.

Clue #2: Color the Snowman
5•8•4 2•9•3 4•6•7 Solve each question. Circle the correct answer.

Clue #3: The Snow Family
First, write the answer on each snowball. Then, read what to do in the box at the bottom.

Clue #4: Snow Globe Sort
What number is shown in each snow globe? Write it on the bottom.
Color the snow globe the same color as the snowflake they go with.

Clue #5: Picture Decoder
Find each answer. Then, draw a line to each match. Last, use the decoder at the bottom to solve the clue.

37 8 64 25 27 51 33 52 16

Answers: 6 33
5-20 13-10

Letters: U P

Both of my snowman's...
Use this decoder to help you figure out what letter is equal to each picture.

A = B = C = D = E = F = G = H = I = J = K = L = M = N = O = P = Q = R = S = T = U = V = W = X = Y = Z =

Clue #1: Descrambler
Solve each question. When the letters are unscrambled, they will make up the clue.

7 + _ = 12 5 L _ - 5 = 2 7 R _ + 5 = 18 13 E

11 - _ = 9 2 C 4 + _ = 15 11 I _ - 2 = 6 8 C

Place the correct letter on top of each matching answer.

My snowman's body has at least one: C I R C L E

8 11 7 2 5 13

Clue #1: Descrambler
Solve each question. When the letters are unscrambled, they will make up the clue.

7 + _ = 12 5 L _ - 5 = 2 R _ + 5 = 18 E

11 - _ = 9 C 4 + _ = 15 I _ - 2 = 6 C

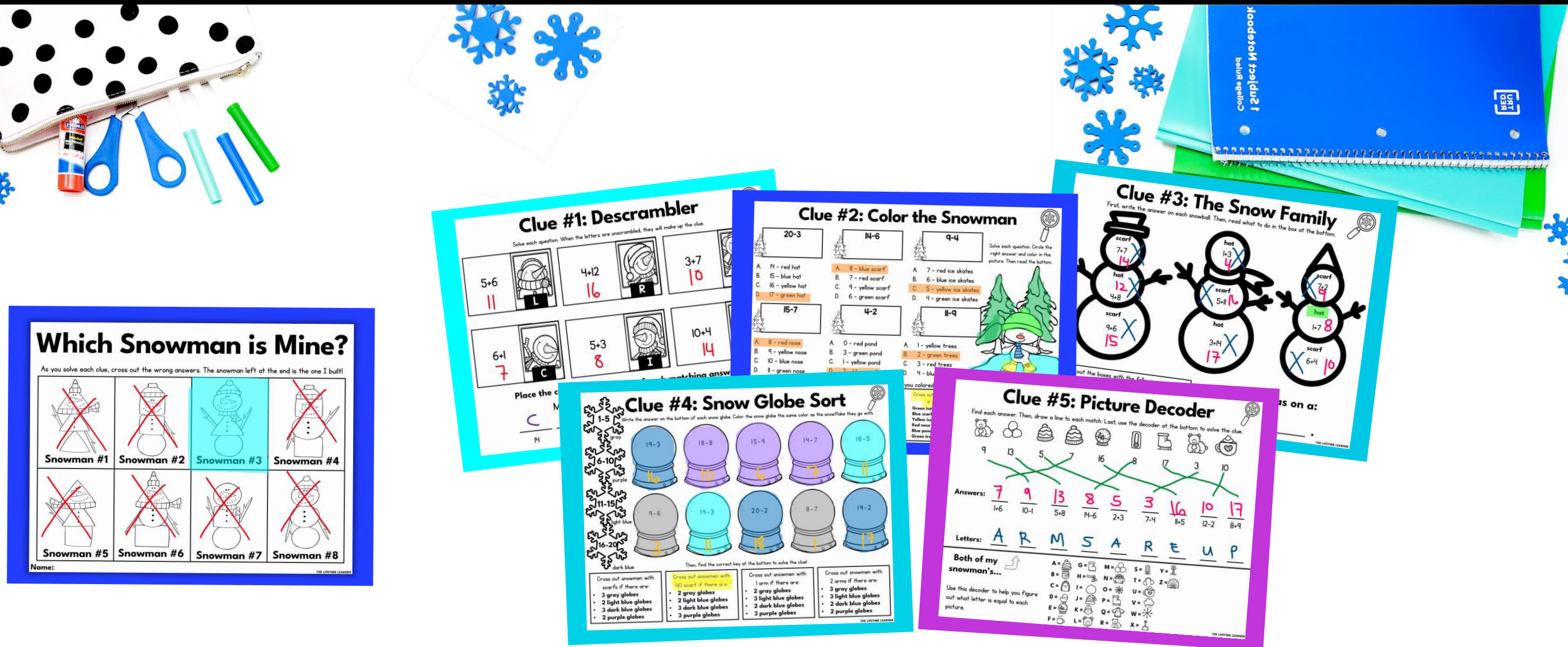
Place the correct letter on top of each matching answer.

My snowman's body has at least one: L

8 11 7 2 5 13

Short & Long Options

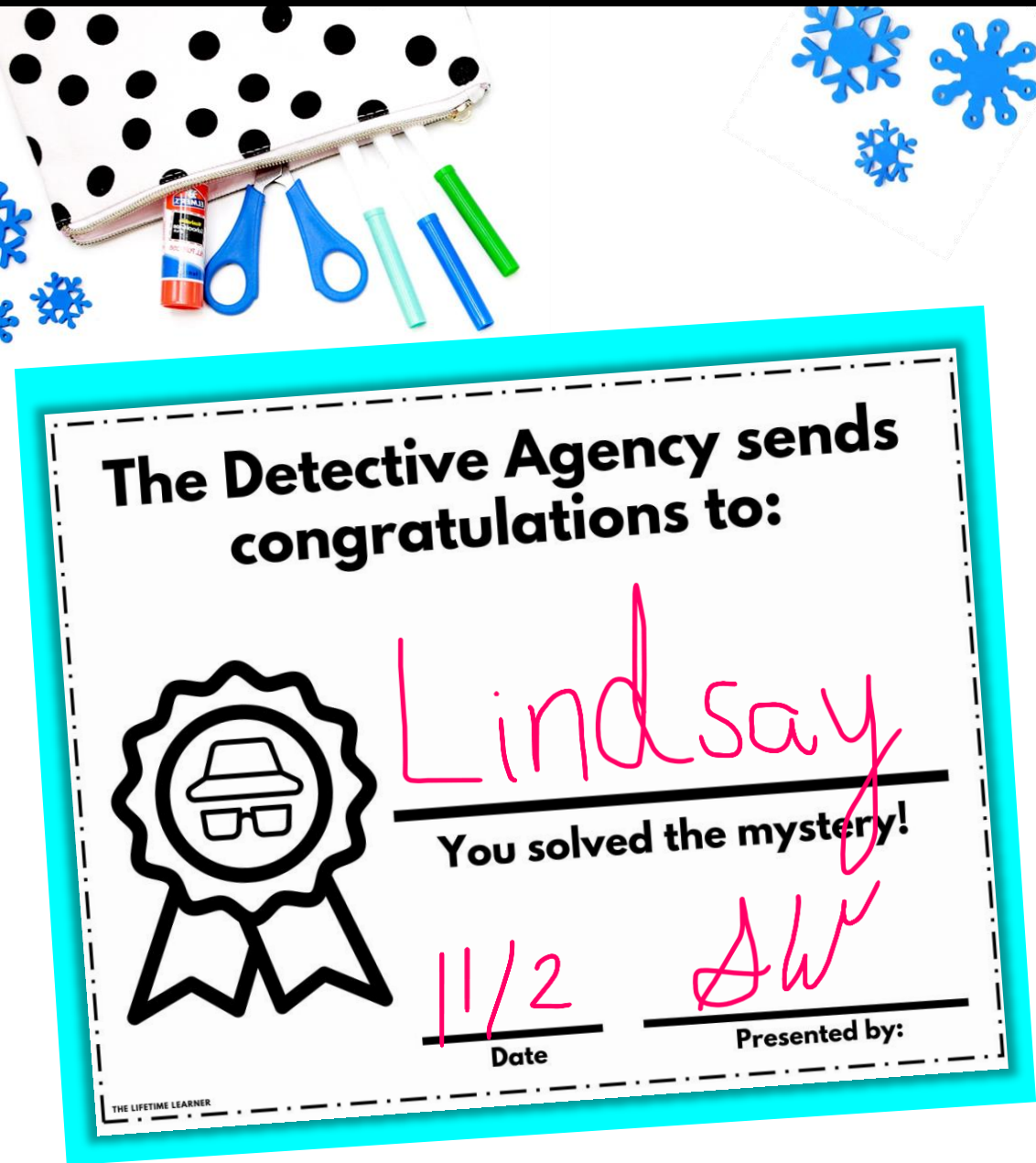
MATH FACT VERSION!



Same clues. Same mystery. Different math!

There is an extra version included that focuses on addition and subtraction facts to 20.

FAST FINISHER ACTIVITY



If students finish early, give them a certificate of completion and a directed drawing to complete while others continue working.

MATH MYSTERY BENEFITS



- No Prep
- Print and Digital Versions
- 3 & 5 Clue Options
- Extra Math Facts Mystery
- Fun and Engaging
- Easy to Differentiate
- Encourages Critical Thinking
- Aligns with Math Standards
- Perfect for Review Days

Clue #4: Snow Globe Sort

Write the answer on the bottom of each snow globe. Color the snow globe the same color as the snowflake they go with.

Snowflake	Math Problem	Answer	Color
1,2 gray	$40 \div 5 =$	8	Gray
3,4 purple	$24 \div 8 =$	3	Purple
5,6 light blue	$16 \div 4 =$	4	Light Blue
7,8 dark blue	$27 \div 9 =$	3	Dark Blue
	$15 \div 3 =$	5	Light Blue
	$8 \div 8 =$	1	Gray
	$36 \div 6 =$	6	Light Blue
	$63 \div 9 =$	7	Dark Blue
	$20 \div 10 =$	2	Purple
	$42 \div 6 =$	7	Dark Blue

Then, find the correct key at the bottom to solve the clue!

Key	Clue
3 gray globes 2 light blue globes 3 dark blue globes 2 purple globes	Cross out snowmen with scarfs if there are:
2 gray globes 2 light blue globes 3 dark blue globes 3 purple globes	Cross out snowmen with NO scarf if there are:
2 gray globes 3 light blue globes 2 dark blue globes 3 purple globes	Cross out snowmen with 1 arm if there are:
3 gray globes 3 light blue globes 2 dark blue globes 2 purple globes	Cross out snowmen with 2 arms if there are:

THE LIFETIME LEARNER

In 1st grade, this works well as a whole group lesson or in small groups at the teacher table.

First graders will need teacher support to read & understand the clues/directions

WHY TEACHERS LOVE THESE!

Ordinary math worksheets can be boring and unoriginal.

You want activities that are fun and engaging, but also rigorous and meaningful to student learning.

MATH MYSTERIES ARE EXACTLY WHAT YOU'VE BEEN LOOKING FOR!

Clue #1: Descrambler
Solve each question. When the letters are unscrambled, they will make up the clue.

Clue #2: Color the Snowman
Solve each question. Circle the right answer and color in the picture. Then read the bottom.

Clue #3: The Snow Family
First, write the answer on each snowball. Then, read what to do in the box at the bottom.

Clue #4: Snow Globe Sort
What number is shown in each snow globe? Write it on the bottom. Color the snow globe the same color as the snowflake they go with.

Clue #5: Picture Decoder
Find each answer. Then, draw a line to each match. Last, use the decoder at the bottom to solve the clue.

Answers: 64 37 8 51 25 52 27 16 33
Letters: A R M S A R E U P

Both of my snowman's...
Use this decoder to help you figure out what letter is equal to each picture.

The Detective Agency sends congratulations to:

Lindsay
You solved the mystery!

11/2 Date Presented by: AW

LET'S DRAW...
a jacket

1 2 3 4 5 6

THE LIFETIME LEARNER

LET'S DRAW...
a penguin

1 2 3 4 5 6

THE LIFETIME LEARNER

Which Snowman is Mine?
As you solve each clue, cross out the wrong answers. The snowman left at the end is the one I built!

Snowman #1 Snowman #2 Snowman #3 Snowman #4
Snowman #5 Snowman #6 Snowman #7 Snowman #8

Name:

solve the mystery

THE LIFETIME LEARNER

The Case of the Winter Snowman

WHAT MAKES MATH MYSTERIES UNIQUE?

Math Mysteries aren't just a copy of Reading Mysteries!

They have brand-new clues, focus on math skills, and even feature a different conclusion to the mystery.

The only thing that stays the same is the list of suspects students start with!

So, if you have both, students can play during math and then again during reading for double the fun.

Reading

Clue #1: Fill in the Blank

Find the matching picture above. Then write the word in each box.

Word:	Word:	Word:
scrub	made	sprint
strips	snowman	shrug
shred	I	splash

When you are done, read the words in order from top to bottom in each row to figure out the clue.

Example
of Clue 1

Math

Clue #1: Descrambler

Solve each question. When the letters are unscrambled, they will make up the clue.

$7 + _ = 12$ 5	 L	$_ - 5 = 2$ 7	 R	$_ + 5 = 18$ 13	 E
$_ = 9$ C	 C	$4 + _ = 15$ 11	 I	$_ - 2 = 6$ 8	 C

Place the correct letter on top of each matching answer.

My snowman's body has at least one:

C	I	R	C	L	E
8	11	7	2	5	13

KEEP THE FUN GOING!

GRAB A READING MYSTERY:

Reading mysteries aren't just a copy of math. They come with fresh clues, unique reading challenges, and a new culprit, so students are solving an entirely different case!



MORE MATH MYSTERIES:

Explore other grade levels to differentiate and keep every student engaged.



BUY A BUNDLE
TO SAVE BIG!

