

WHAT IS THIS?

The image displays a collection of educational materials for a 'solve the mystery' game. At the top, a black banner features the text 'WHAT IS THIS?' in large white letters. Below this, a white background is decorated with colorful animal-shaped cutouts: a tiger, giraffe, elephant, cow, hippo, and panda. To the left, a stack of colorful spiral notebooks is visible. To the right, a stack of colorful markers is shown. The central focus is a large, colorful card with a red border that reads 'solve the mystery' in large black letters, followed by 'The Case of the Missing Zoo Animal' in smaller text. Below this card, a series of five clue cards are stacked, each with a different colored border (blue, green, yellow, orange, red). The clues are:

- Clue #1: Right or Wrong?** What shape is in each box? Color the thumb in to show if you agree.
- Clue #2: Multiple Choice** Tell what shape is shown for each. Circle the right answer. Then read the bottom.
- Clue #3: Sorting Animals** Color the shapes the same color as the animal they belong with. Then, find the correct key at the bottom to solve the clue.
- Clue #4: The Zoo Entrance** Decide if each box is true or false. Put a check or X. Then, read what to do at the bottom.
- Clue #5: Descrambler** Look at the shapes at the bottom. Which animal letter does each statement match with? Write the correct letter on each line. Then color the shapes in on each animal to prove your answers.


To the right of the clue cards is a blue-bordered card titled 'What Animal Escaped?'. It contains a grid of eight animal illustrations with their names and locations crossed out with red X's, except for the 'Snake' which is circled in orange. The animals and their locations are:

Animal	Location
Panda	I live in the Mountain Zone at the zoo.
Peacock	I live in the Forest Zone at the zoo.
Snake	I live in the Forest Zone at the zoo.
Seal	I live in the Water Zone at the zoo.
Penguin	I live in the Arctic Zone at the zoo.
Flamingo	I live in the Water Zone at the zoo.
Polar Bear	I live in the Arctic Zone at the zoo.
Hippo	I live in the African Zone at the zoo.

At the bottom of the 'What Animal Escaped?' card, it says 'Name: _____'.

Students complete a series of clues to figure out what animal escaped the zoo!

HOW TO PLAY



What Happened?

An animal has escaped from the zoo! You need to know what animal it is so the animal can be located. Help figure out which animal is missing by solving the clues.

1. Take a list of animals and then start solving each clue.
2. Each time you solve a clue, you will get closer to discovering what animal is missing.
3. Cross out wrong animals each time you find out new information. Good luck!



THE LIFETIME LEARNER

Clue #1: Right or Wrong?

What shape is in each box? Color the thumb in to show if you agree.

 rectangle 	 hexagon 	 square
 octagon 	 triangle 	 pentagon
 oval 	 trapezoid 	 circle

In each box, color a thumbs up or a thumbs down to show if the answer is correct.

How many answers were correct?

1 Correct = Cross out the panda.
2 Correct = Cross out the peacock.
3 Correct = Cross out the snake.
4 Correct = Cross out the seal.

5 Correct = Cross out the polar bear.
6 Correct = Cross out the flamingo.
7 Correct = Cross out the penguin.
8 Correct = Cross out the hippo.

THE LIFETIME LEARNER

What Animal Escaped?

Solve the clues to figure out where the safari group is currently located.

 I live in the Mountain Zone at the zoo. Panda	 I live in the Forest Zone at the zoo. Peacock	 I live in Forest Zone at the zoo. Snake	 I live in Water Zone at the zoo. Seal
 I live in the Arctic Zone at the zoo. Penguin	 I live in Water Zone at the zoo. Flamingo	 I live in the Arctic Zone at the zoo. Polar Bear	 I live in the African Zone at the zoo. Hippo

Name: _____

THE LIFETIME LEARNER

Each time students solve a clue, it will reveal what animal(s) to cross out.
When all clues are completed, the mystery of the zoo animal will be solved!

SKILL PRACTICE

Clue #1: Right or Wrong?
What shape is in each box? Color the thumb in to show if you agree.

rectangle

octagon

oval

In each box, color a thumb

1 Correct = Cross out the panda.
2 Correct = Cross out the peacock.
3 Correct = Cross out the snake.
4 Correct = Cross out the seal.

Clue #2: Multiple Choice
Tell what shape is shown for each. Circle the right answer. Then read the bottom.

A. Rectangle
B. Square
C. Heart
D. Circle

A. Rectangle
B. Square
C. Star
D. Trapezoid

A. Rectangle
B. Square
C. Circle
D. Triangle

A. Trapezoid
B. Square
C. Oval
D. Rectangle

A. Triangle
B. Circle
C. Oval
D. Rectangle

A. Circle
B. Triangle
C. Oval
D. Square

A. Rectangle
B. Square
C. Circle
D. Triangle

A. Square
B. Trapezoid
C. Triangle
D. Rectangle

Circle how many you chose in each box below. Then, read the phrase to know what to cross out.

The missing animal...

How many As did you circle?
1 A = does
2 As = runs
3 As = is
4 As = brown

How many Bs did you circle?
1 B = no
2 Bs = two
3 Bs = not
4 Bs = four

How many Cs did you circle?
1 C = water
2 Cs = long
3 Cs = have
4 Cs = arctic

How many Ds did you circle?
1 D = feathers
2 Ds = mountain
3 Ds = fur
4 Ds = zone

Clue #3: Sorting Animals
the same color as the animal they belong with. Then, find the correct key at the bottom to solve the clue!

4 sides

5 sides

6 sides

brown

blue

Cross out animals in the African Zone if there are:

- 3 brown enclosures
- 2 green enclosures
- 2 purple enclosures
- 3 blue enclosures

- Geometry
- Identify Shapes
- Zoo-Themed!
- Error Analysis Practice

All clues focus on reviewing geometry!

MULTIPLE VERSIONS

Print & Digital Forms

3 Clue
Version

5 Clue
Version

Short & Long Options

Clue #1: Right or Wrong?

What shape is in each box? Color the thumb in to show if you agree.

Clue #1: Right or Wrong?

What shape is in each box? Color the thumb in to show if you agree.

Clue #2: Multiple Choice

Tell what shape is shown for each. Circle the right answer. Then read the bottom.

Clue #2: Multiple Choice

Tell what shape is shown for each. Circle the right answer. Then read the bottom.

Clue #3: Sorting Animals

Color the shapes the same color as the animal they belong with. Then, find the correct key at the bottom to solve the clue!

Clue #3: Sorting Animals

Color the shapes the same color as the animal they belong with. Then, find the correct key at the bottom to solve the clue!

Clue #4: The Zoo Entrance

Decide if each box is true or false. Put a check or X. Then, read what to do at the bottom.

Clue #5: Descrambler

Look at the shapes at the bottom. Which animal letter does each statement match with?

Write the correct letter on each line. Then color the shapes in on each animal to prove your answers.


Clue #1: Right or Wrong?

What shape is in each box? Color the thumb in to show if you agree.

Clue #1: Right or Wrong?

What shape is in each box? Color the thumb in to show if you agree.

MATH FACT VERSION!




Same clues. Same mystery. Different math!

There is an extra version included that focuses on addition and subtraction facts to 20.

FAST FINISHER ACTIVITY

The Detective Agency sends
congratulations to:



Lindsay


You solved the mystery!

11/2
Date

AW
Presented by:

LET'S DRAW...



a gorilla



THE LIFETIME LEARNER

LET'S DRAW...

a snake

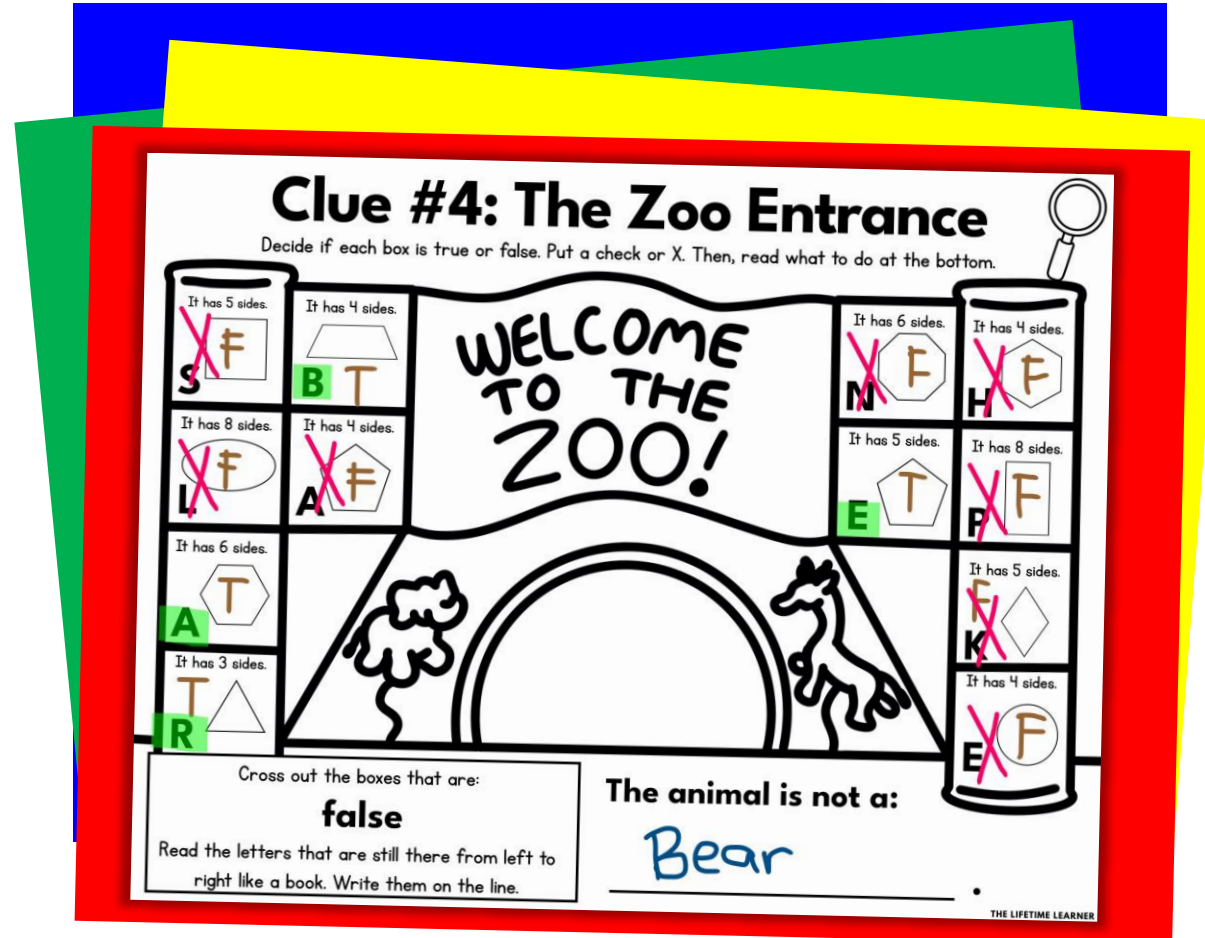


THE LIFETIME LEARNER

If students finish early,
give them a
certificate of completion
and a directed drawing
to complete while others
continue working.

MATH MYSTERY BENEFITS

- No Prep
- Print and Digital Versions
- 3 & 5 Clue Options
- Extra Math Facts Mystery
- Fun and Engaging
- Easy to Differentiate
- Encourages Critical Thinking
- Aligns with Math Standards
- Perfect for Review Days



In 1st grade, this works well as a whole group lesson or in small groups at the teacher table.

First graders will need teacher support to read & understand the clues/directions

WHY TEACHERS LOVE THESE!

Ordinary math worksheets can be boring and unoriginal.

You want activities that are fun and engaging, but also rigorous and meaningful to student learning.

MATH MYSTERIES ARE EXACTLY WHAT YOU'VE BEEN LOOKING FOR!

Clue #1: Right or Wrong?
What shape is in each box? Color the thumb in to show if you agree.

Clue #2: Multiple Choice
Tell what shape is shown for each. Circle the right answer. Then read the bottom.

Clue #3: Sorting Animals
Color the shapes the same color as the animal they belong with. Then, find the correct key at the bottom to solve the clue!

Clue #4: The Zoo Entrance
Decide if each box is true or false. Put a check or X. Then, read what to do at the bottom.

Clue #5: Descrambler
Look at the shapes at the bottom. Which animal letter does each statement match with? Write the correct letter on each line. Then color the shapes in on each animal to prove your answers.

Key:
Rhombus:
Square:
Trapezoid:
Triangle:
Hexagon:

Solve the mystery:
The missing animal lives in the forest Zone.

The Detective Agency sends congratulations to:

Lindsay

You solved the mystery!

11/2 Date AW Presented by:

LET'S DRAW...
a gorilla

1 2 3 4 5 6

LET'S DRAW...
a snake

1 2 3 4 5 6

What Animal Escaped?
Solve the clues to figure out where the safari group is currently located.

I live in the Mountain Zone at the zoo. Panda	I live in the Forest Zone at the zoo. Peacock	I live in Forest Zone at the zoo. Snake	I live in Water Zone at the zoo. Seal
I live in the Arctic Zone at the zoo. Penguin	I live in Water Zone at the zoo. Flamingo	I live in the Arctic Zone at the zoo. Polar Bear	I live in the African Zone at the zoo. Hippo

Name: _____

solve the mystery

The Case of the Missing Zoo Animal

WHAT MAKES MATH MYSTERIES UNIQUE?

Math Mysteries aren't just a copy of Reading Mysteries!

They have brand-new clues, focus on math skills, and even feature a different conclusion to the mystery.

The only thing that stays the same is the list of suspects students start with!

So, if you have both, students can play during math and then again during reading for double the fun.

Reading

Example
of Clue 1

Math

Clue #1: Error Analysis

Do the words rhyme? Put a check or an X next to each answer.
Read the hint from the kid with the least correct answers.

The animal is not from the Arctic Zone.

The animal is not from the African Zone.

The animal is not from the African Zone.





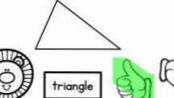

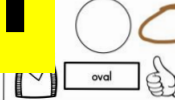

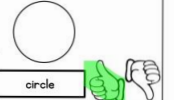
ring string ☒ split spot ☒ shrub scrub ☒

splat rat ☒ strap stick ☒ splash cash ☒

sprint walk ☒ shrink shell ☒ strip flip ☒

Clue #1: Right or Wrong?

What shape is in each box? Color the thumb in to show if you agree.

 rectangle <input checked="" type="checkbox"/>	 hexagon <input checked="" type="checkbox"/>	 square <input checked="" type="checkbox"/>
 octagon <input checked="" type="checkbox"/>	 triangle <input checked="" type="checkbox"/>	 pentagon <input checked="" type="checkbox"/>
 oval <input checked="" type="checkbox"/>	 trapezoid <input checked="" type="checkbox"/>	 circle <input checked="" type="checkbox"/>

In each box, color a thumbs up or a thumbs down to show if the answer is correct.

How many answers were correct?

1 Correct = Cross out the panda.
2 Correct = Cross out the peacock.
3 Correct = Cross out the snake.
4 Correct = Cross out the seal.

5 Correct = Cross out the polar bear.
6 Correct = Cross out the flamingo.
7 Correct = Cross out the penguin.
8 Correct = Cross out the hippo.

KEEP THE FUN GOING!

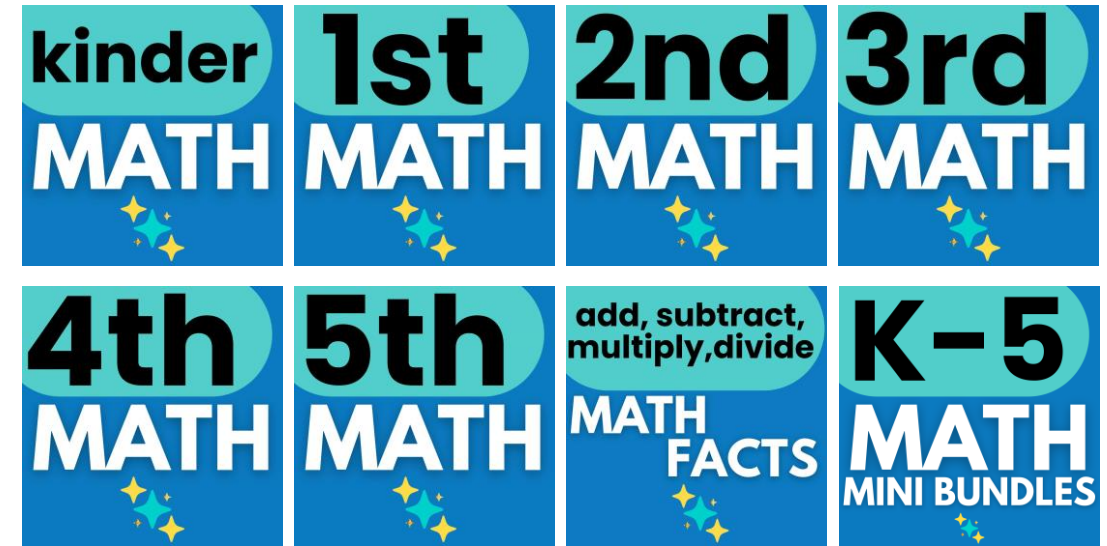
GRAB A **READING MYSTERY**:

Reading mysteries aren't just a copy of math. They come with fresh clues, unique reading challenges, and a new culprit, so students are solving an entirely different case!



MORE **MATH MYSTERIES**:

Explore other grade levels to differentiate and keep every student engaged.



BUY A BUNDLE
TO **SAVE BIG!**

