



Clue #4: The Cottage

First fill in the answers in each box. Then, read what to do at the bottom.

| | |
|---|---|
| $5\frac{3}{5} - 1\frac{1}{5}$ $4\frac{3}{8}$ | $9\frac{3}{5} - 4\frac{3}{5}$ $5\frac{1}{4}$ |
| $3\frac{3}{5} - 1\frac{3}{5}$ | $6\frac{3}{5} - 2\frac{3}{5}$ |

Clue #5: Right or Wrong?

Look at each answer. Decide if it's right or wrong. Color a thumbs up or down to show if you agree.

| | | | |
|--------------------------------|--------------------------------|---------------------------------|--------------------------------|
| $1\frac{9}{12} + 4\frac{1}{2}$ | $5\frac{5}{6} + 2\frac{2}{3}$ | $3\frac{1}{5} + 4\frac{3}{10}$ | $6\frac{8}{12} + 2\frac{3}{4}$ |
| | | | |
| $3\frac{3}{4} + 3\frac{1}{12}$ | $8\frac{7}{10} + 1\frac{2}{5}$ | $4\frac{11}{12} + 2\frac{1}{3}$ | $3\frac{1}{2} + 5\frac{4}{5}$ |
| | | | |


How many answers did each character get correct?

| | |
|--|--|
| | |
|--|--|

Cross out who got more answers correct.

Now you should know who stole the missing wand!

solve the mystery



THE LIFETIME LEARNER

The Case of the Missing Wand

The Suspect List

Read what the suspects had to say about where they were when the magic wand went missing.


| | | | |
|---|--|---|---|
|  <p>I was flying in the forest.</p> <p>Dragon</p> |  <p>I was flying in the garden.</p> <p>Fairy</p> |  <p>I was at my house.</p> <p>Gnome</p> |  <p>I was in the forest.</p> <p>Unicorn</p> |
|  <p>I was at the shop.</p> <p>Wizard</p> |  <p>I was in the garden.</p> <p>Monster</p> |  <p>I was at my house.</p> <p>Witch</p> |  <p>I was at the shop.</p> <p>Troll</p> |

Name: _____

THE LIFETIME LEARNER

Students complete a series of clues to figure out who took the missing wand!

HOW TO PLAY



What Happened?

Uh oh! Your new magic wand went missing and you don't know who took it! It's up to you to find out where your wand might be.

Solve each clue to figure out the mystery. Every time you solve a clue, you will get closer to discovering where the treasure is! Good luck!



Clue #1: Picture Decoder

Write the answer on each line. Then, draw a line to each match. Last, use the decoder at the bottom to solve the clue.

Answers: $\frac{1}{12}$, $\frac{2}{3}$, 1 , $\frac{1}{10}$, $\frac{1}{4}$, $\frac{3}{10}$, $\frac{5}{8}$, $\frac{7}{12}$, $\frac{5}{12}$

Letters: A B L E T O F L Y

The thief is NOT

Use this decoder to help you figure out what letter is equal to each picture.

| | | | | |
|-----|-----|-----|-----|-----|
| A = | G = | M = | S = | Y = |
| B = | H = | N = | T = | Z = |
| C = | I = | O = | U = | |
| D = | J = | P = | V = | |
| E = | K = | Q = | W = | |
| F = | L = | R = | X = | |

The Suspect List

Read what the suspects had to say about where they were when the magic wand went missing.

| | | | |
|--|---|--|--|
| I was flying in the forest. Dragon | I was flying in the garden. Fairy | I was at my house. Gnome | I was in the forest. Unicorn |
| I was at the shop. Wizard | I was in the garden. Monster | I was at my house. Witch | I was at the shop. Troll |

Name: _____

THE LIFETIME LEARNER

Each time students solve a clue, it will reveal which suspect to cross out. When all clues are completed, the mystery of the magic wand will be solved!

SKILL PRACTICE

Option 1:

Add Mixed Numbers with Unlike Denominators

Option 2:

Subtract Mixed Numbers with Unlike Denominators

Option 3:

Add & Subtract Mixed Numbers with Unlike Denominators

[illegible]

All clues focus on adding and subtracting mixed numbers with unlike denominators!

MULTIPLE VERSIONS



Clue #1: Picture Decoder

Write the answer on each line. Then, draw a line to each match.
Last, use the decoder at the bottom to solve the clue.

Clue #2: Color the Castle

Solve each question. Circle the right answer and color each piece in on the castle. Then read the bottom.

Clue #3: Detective Report

Once upon a time, there were $2\frac{3}{5} + 1\frac{2}{5}$ fairies. The fairies went to the castle to give the princess $1\frac{1}{5} \times 1\frac{1}{5}$ gifts. The first fairy waved her magic wand $4\frac{2}{3} \div 3\frac{2}{3}$ times and gave the princess a beautiful dress. The next

fairy waved her magic wand and gave the princess $5\frac{2}{3} \div 2\frac{1}{3}$ dresses. The princess told the next fairy that she

wanted $3\frac{3}{4} \div 3\frac{3}{4}$ dresses. The next fairy went around

the castle and made $6\frac{1}{5}$ dresses. The next fairy

made $3\frac{2}{5}$ dresses. The next fairy

made $1\frac{1}{4}$ dresses. The next fairy

made $5\frac{1}{2}$ dresses. The next fairy

made $1\frac{1}{4}$ dresses. The next fairy

made $1\frac{1}{4}$ dresses. The next fairy

made $1\frac{1}{4}$ dresses. The next fairy

made $1\frac{1}{4}$ dresses. The next fairy

made $1\frac{1}{4}$ dresses. The next fairy

made $1\frac{1}{4}$ dresses. The next fairy

made $1\frac{1}{4}$ dresses. The next fairy

made $1\frac{1}{4}$ dresses. The next fairy

made $1\frac{1}{4}$ dresses. The next fairy

made $1\frac{1}{4}$ dresses. The next fairy

made $1\frac{1}{4}$ dresses. The next fairy

made $1\frac{1}{4}$ dresses. The next fairy

made $1\frac{1}{4}$ dresses. The next fairy

made $1\frac{1}{4}$ dresses. The next fairy

made $1\frac{1}{4}$ dresses. The next fairy

made $1\frac{1}{4}$ dresses. The next fairy

Clue #1: Picture Decoder

Write the answer on each line. Then, draw a line to each match.
Last, use the decoder at the bottom to solve the clue.

Clue #2: Color the Castle

Solve each question. Circle the right answer and color each piece in on the castle. Then read the bottom.

Clue #3: Detective Report

Once upon a time, there were $(5 \times 7) \div (2 \times 7)$ fairies. The fairies went to the castle to give the princess $(3 \times 7) \div (6 \times 7)$ gifts.

Clue #4: The Cottage

First, fill in the answers in each box. Then, read what to do at the bottom.

Clue #5: Right or Wrong?

Look at each answer. Decide if it's right or wrong. Color a thumbs up or down to show if you agree.

$$1\frac{9}{12} + 4\frac{1}{2} \quad 5\frac{5}{6} + 2\frac{2}{3} \quad 3\frac{1}{5} + 4\frac{3}{10} \quad 6\frac{8}{12} + 2\frac{3}{4}$$

$$3\frac{3}{4} + \quad + 5\frac{4}{5}$$

$$6\frac{1}{3} + \quad + 4\frac{1}{2}$$

$$6\frac{1}{3} + \quad + 4\frac{1}{2}$$

$$6\frac{1}{3} + \quad + 4\frac{1}{2}$$

$$6\frac{1}{3} + \quad + 4\frac{1}{2}$$

$$6\frac{1}{3} + \quad + 4\frac{1}{2}$$

$$6\frac{1}{3} + \quad + 4\frac{1}{2}$$

$$6\frac{1}{3} + \quad + 4\frac{1}{2}$$

$$6\frac{1}{3} + \quad + 4\frac{1}{2}$$

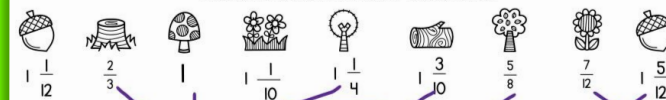
$$6\frac{1}{3} + \quad + 4\frac{1}{2}$$

$$6\frac{1}{3} + \quad + 4\frac{1}{2}$$

Print & Digital Forms

Clue #1: Picture Decoder

Write the answer on each line. Then, draw a line to each match.
Last, use the decoder at the bottom to solve the clue.



Answers: $1\frac{1}{4}$ 1 $1\frac{1}{2}$ $1\frac{3}{4}$ $2\frac{1}{3}$ $5\frac{1}{8}$ $1\frac{1}{10}$ $1\frac{1}{2}$ $7\frac{1}{12}$

Letters: A B L E T

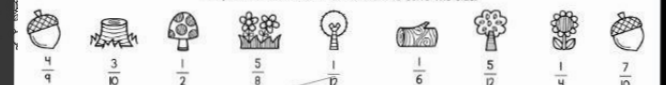
The thief is NOT

Use this decoder to help you figure out what letter is equal to each picture.

A = G = M = S =
B = H = N = T =
C = I = O = U =
D = J = P = V =
E = K = Q = W =
F = L = R = X =

Clue #1: Picture Decoder

Write the answer on each line. Then, draw a line to each match.
Last, use the decoder at the bottom to solve the clue.



Answers: $1\frac{1}{12}$ 1 $1\frac{1}{2}$ $1\frac{3}{4}$ $2\frac{1}{3}$ $5\frac{1}{8}$ $1\frac{1}{10}$ $1\frac{1}{2}$ $7\frac{1}{12}$

Letters: A B L E T

The thief is NOT

Use this decoder to help you figure out what letter is equal to each picture.

A = G = M = S =
B = H = N = T =
C = I = O = U =
D = J = P = V =
E = K = Q = W =
F = L = R = X =

Short & Long Options

2 MATH FACT OPTIONS!

The Suspect List

Read what the suspects had to say about where they were when the magic wand went missing.

| | | | |
|--|---|---|--|
|  I was flying in the forest. Dragon |  I was flying in the garden. Fairy |  I was at my house. Gnome |  I was in the forest. Unicorn |
|  I was at the shop. Wizard |  I was in the garden. Monster |  I was at my house. Witch |  I was at the shop. Troll |

Name: _____

Clue #1: Picture Decoder

Write the answer on each line. Then, draw a line to each match. Last, use the decoder at the bottom to solve the clue.

17 12 14 6 9 5 13 20

Answers: $4+5$ $8+3$ $7+10$ $4+1$ $6+6$ $8+5$ $2+4$ $12+7$

Letters: _____

The thief is NOT _____

Use this decoder to help you figure out what letter is equal to each picture.

Clue #2: Color the Castle

Solve each question. Circle the right answer and color each piece in on the castle. Then read the bottom.

14-8 10-2 15-4 6-4 11-7 9-3

A. 6 - brown
B. 7 - gray
C. 5 - purple
D. 4 - black

A. 6 - purple
B. 4 - brown
C. 7 - black
D. 8 - gray

A. 13 - pink
B. 12 - blue
C. 8 - purple
D. 10 - brown

A. 3 - red
B. 4 - black
C. 5 - yellow
D. 6 - blue

A. 6 - blue
B. 4 - yellow
C. 7 - red
D. 5 - purple

Clue #3: Detective Report

Once upon a time, there were $10+10$ fairies. The fairies went to the castle to give the princess $8+7$ rubies. The first fairy waved her magic wand $5+3$ times and gave the princess a beautiful dress. The next fairy waved her magic wand and gave the princess $4+1$ crowns. The princess told the next fairy that she needed $14+6$ rubies. However, the fairy gave her $11+3$ unicorns instead. The unicorns ran around the castle and made $1+0$ rainbows from their horns. The princess was surprised, but when she made magic wands, she gave back her $6+7$ dresses and crowns to the fairies. The fairies waved their magic wands $11+4$ times and everyone lived happily ever after.

Chief was: _____

| | | |
|-----|------|------|
| A=1 | J=10 | S=19 |
| B=2 | K=11 | T=20 |
| C=3 | L=12 | U=21 |
| D=4 | M=13 | V=22 |
| E=5 | N=14 | W=23 |
| | O=15 | X=24 |
| | P=16 | Y=25 |
| | Q=17 | Z=26 |
| | R=18 | |

Clue #4: The Cottage

First, fill in the answers in each box. Then, read what to do at the bottom.

| | |
|----------------------|---------------------|
| $18 \div 3$ snout | $72 \div 8$ spot |
| $42 \div 6$ tail | $25 \div 5$ hat |
| $90 \div 9$ beard | $32 \div 8$ horn |

Cross out the boxes with the following answers:
6, 7, 10, 9, 4
Write the word that is left on the line.

The culprit does not have a _____

Clue #5: Right or Wrong?

Look at each answer. Decide if it's right or wrong. Color a thumbs up or down to show if you agree.

| | | | |
|--------------------|---------------------|--------------------|--------------------|
| 5×3 15 | 3×4 11 | 2×6 12 | 9×4 35 |
| 7×8 57 | 10×5 50 | 3×8 24 | 7×6 42 |

How many answers did each character get correct?

Cross out who got more answers correct. Now you should know who stole the missing wand!


Same clues. Same mystery. Different math!

Use the add/subtract facts to 20 mystery or the multiplication/division facts 1-12 mystery!

FAST FINISHER ACTIVITY



The Detective Agency sends
congratulations to:



Lindsay

You solved the mystery!

11/2

Date


AW

Presented by:

THE LIFETIME LEARNER

LET'S DRAW...

a fairy



THE LIFETIME LEARNER

LET'S DRAW...

a frog prince



THE LIFETIME LEARNER

If students finish early,
give them a
certificate of completion
and a directed drawing
to complete while others
continue working.

MATH MYSTERY BENEFITS

- No Prep
- Print and Digital Versions
- 3 & 5 Clue Options
- Extra Math Facts Mystery
- Fun and Engaging
- Easy to Differentiate
- Encourages Critical Thinking
- Aligns with Math Standards
- Perfect for Review Days

Clue #4: The Cottage
First, fill in the answers in each box. Then, read what to do at the bottom.

| | |
|---|---|
| $2\frac{5}{8} + 2\frac{1}{2}$ $5\frac{1}{8}$ X snout | $6\frac{2}{3} + 1\frac{7}{12}$ $8\frac{1}{4}$ X spot |
| $3\frac{1}{4} + 2\frac{2}{3}$ $5\frac{11}{12}$ X tail | $5\frac{7}{8} + 3\frac{1}{2}$ $9\frac{3}{8}$ hat |
| $1\frac{3}{4} + 4\frac{5}{6}$ $6\frac{7}{12}$ X beard | $7\frac{1}{2} + 2\frac{8}{12}$ $10\frac{5}{12}$ X horn |

Cross out the boxes with the following answers:
 $6\frac{7}{12}$, $8\frac{1}{4}$, $10\frac{5}{12}$, $5\frac{1}{8}$, $5\frac{11}{12}$
Write the word that is left on the line.

The culprit does not have a Hat.

THE LIFETIME LEARNER

In 5th grade, this works well in small groups or in partners.

WHY BUY?

Ordinary math worksheets can be boring and unoriginal.

You want activities that are fun and engaging, but also rigorous and meaningful to student learning.

MATH MYSTERIES ARE EXACTLY WHAT YOU'VE BEEN LOOKING FOR!

Clue #1: Picture Decoder
Write the answer on each line. Then, draw a line to each match.
Last, use the decoder at the bottom to solve the clue.

Clue #2: Color the Castle
Solve each question. Circle the right answer and color each piece in on the castle. Then read the bottom.

Clue #3: Detective Report
Once upon a time, there were $10+2+8$ fairies. The fairies went to the castle to give the princess $5+6+4$.

Clue #4: The Cottage
First, fill in the answers in each box. Then, read what to do at the bottom.

Clue #5: Right or Wrong?
Look at each answer. Decide if it's right or wrong. Color a thumbs up or down to show if you agree.

How many answers did each character get correct?
Cross out who got more answers correct.
Now you should know who stole the missing wand!

The Detective Agency sends congratulations to:

Lindsay
You solved the mystery!

11/2 Date **SW** Presented by:

LET'S DRAW...
a fairy

LET'S DRAW...
a frog prince

The Suspect List
Read what the suspects had to say about where they were when the magic wand went missing.

~~Dragon~~ ~~Fairy~~ ~~Gnome~~ ~~Unicorn~~
~~Wizard~~ ~~Monster~~ ~~Witch~~ ~~Troll~~

Name:

**solve the
mystery**

The Case of the Missing Wand

IDEAS HOW TO USE

Grades K-1:

- Small Groups: Complete with students at back table
- Whole Group: Complete together as an entire class
- Please note: K-1 will need teacher support to read & understand the clues.
- This is great activity for students in K-1 when working with the teacher and is not meant to be used independently.

Grades 2-5:

- On Grade Level: Partner/group activity
- Remediation: Use in small groups with teacher support
- Enrichment: Give to students to complete independently



“ I pulled small groups to my back table during centers. I read the directions to them on each page and they took off with it! With teacher support, they were able to complete each page. THEY LOVED THIS! ”

FIRST GRADE TEACHER



“ I used this as a remediation activity with my students. It was a great way for them to practice and they were engaged the entire time! I had kids ask to skip recess to finish! ”

THIRD GRADE TEACHER



“ THEY WERE SO FOCUSED! I let them choose--some worked in partners and some individually. My class loved solving the clues to try and figure out the mystery. They keep asking me when we will do another one! ”

FIFTH GRADE TEACHER

BUY THE BUNDLE AND SAVE BIG!

MATH MYSTERIES

5TH GRADE

30 THEMES

The Suspect List

Read what the suspects had to say about where they were when the magic wand went missing.

| | | | |
|--|--|--|---|
| <div><div>I was flying in the forest.</div><div></div><div>Dragon</div></div> | <div><div>I was flying in the garden.</div><div></div><div>Fairy</div></div> | <div><div>I was at my house.</div><div></div><div>Gnome</div></div> | <div><div>I was in the forest.</div><div></div><div>Unicorn</div></div> |
| <div><div>I was at the shop.</div><div></div><div>Wizard</div></div> | <div><div>I was in the garden.</div><div></div><div>Monster</div></div> | <div><div>I was at my house.</div><div></div><div>Witch</div></div> | <div><div>I was at the shop.</div><div></div><div>Troll</div></div> |

Name: _____



THE LIFETIME LEARNER

THE BUNDLE