

WHAT IS THIS?



Clue #1: Picture Decoder
Write the answer on each line. Then, draw a line to each match.
Last, use the decoder at the bottom to solve the clue.

Clue #2: Right or Wrong?
Write the answer on each line. Then, draw a line to each match.
Last, use the decoder at the bottom to solve the clue.

Clue #3: The Controller
Write the answer to each problem in each answer box. Then, read what to do at the bottom.

Clue #4: Computer Sort
Write the answer on each computer. Then, color the computer the same color as the remote it goes with.
Then, look at the keys at the bottom to solve the clue.

Clue 5: Fill in the Blank
Solve each problem. Write the answer. Then, write the word that goes with it. When you are done, read the words in order from top to bottom in each row to figure out the clue.

**solve the
mystery**

The Case of the Video Game Boss

The Video Game World

As you solve each clue, cross out the places that the boss is not located at. The place left at the end will reveal the answer!

Locations: CLOUD OF FAIRIES, MAGIC VALLEY, HAUNTED CASTLE, MONSTER FOREST, TROLL BRIDGE, ROBOT WORLD, WITCH'S LAIR, DRAGON'S DEN.

Name:

Students complete a series of clues to figure out where the video game boss is hiding!

HOW TO PLAY



What Happened?

The final boss of the video game is on the run! He doesn't want you to find him because he knows you will defeat him in the last level. Help track down where he is hiding by solving the clues.

1. Take a video game map and then start solving each clue.
2. Each time you solve a clue, you will get closer to discovering where the final boss is.
3. Cross out wrong places each time you find out new information. Good luck!



Clue #1: Picture Decoder

Write the answer on each line. Then, draw a line to each match.
Last, use the decoder at the bottom to solve the clue.

8,000 880,000 39 7,200 5,470 500,000

Answers: 8000 5470 7200 39 500000 880000

8×10^3 547×10^1 72×10^2 39×10^0 5×10^5 88×10^4

Letters: C L O U D S

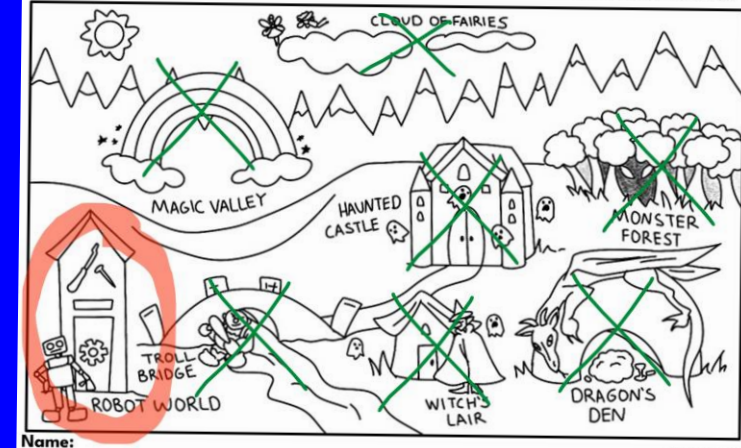
The final boss is not hiding in the...

Use this decoder to help you figure out what letter is equal to each picture.

A =	G =	M =	S =	Y =
B =	H =	N =	T =	Z =
C =	I =	O =	U =	
D =	J =	P =	V =	
E =	K =	Q =	W =	
F =	L =	R =	X =	

The Video Game World

As you solve each clue, cross out the places that the boss is not located at. The place left at the end will reveal the answer!



Name: _____

THE LIFETIME LEARNER


Each time students solve a clue, it will reveal what place to cross out.

When all clues are completed, the mystery of the video game boss will be solved!

SKILL PRACTICE

Clue #1: Picture Decoder

Write the answer on each line. Then, draw a line to each match.
Last, use the decoder at the bottom to solve the clue.



Answers: $8,000$ $880,000$
 8×10^3 8.8×10^5

Letters: C L

The final boss is not hiding in the...

Use this decoder to help you figure out what letter is equal to each picture.

Clue #2: Right or Wrong?

Write the answer to each problem in each answer box. Then, read what to do at the bottom.

14 x 10⁵ = 1,400,000

832 x 10¹ = 8,320

732 x 10⁴ = 7,320,000

46 x 10³ = 46,000

832 x 10¹ = 8,320

732 x 10⁴ = 7,320,000

46 x 10³ = 46,000

Equation and answer are correct.

at the Haunted Castle.
at the Witch's Lair.
at the Magic Valley.
at the Monster Forest.

Clue #3: The Controller

Write the answer to each problem in each answer box. Then, read what to do at the bottom.

85 ÷ 10⁴ = 0.0085 outside

27 ÷ 10³ = 0.027 dark

158 ÷ 10⁴ = 0.0158 inside

19 ÷ 10² = 0.19 dark

37 ÷ 10³ = 0.037 inside

54 ÷ 10³ = 5.4 dark

3 ÷ 10² = 0.03 outside

865 ÷ 10⁵ = 0.00865 dark

8 ÷ 10⁴ = 0.0008 outside

4,213 ÷ 10³ = 4.213 outside

214 ÷ 10² = 2.14 inside

66 ÷ 10³ = 0.066 inside

Cross out the boxes with the following answers:

• 0.027	• 5.4	• 0.0085	• 0.03
• 4.213	• 0.00865	• 0.19	• 0.0158
• 0.0008	• 0.066	• 0.037	

Write the word that is left on the line.

The boss is hiding somewhere:

inside

- Powers of 10
- Video Game Themed!
- Error Analysis Practice

All clues focus on powers of ten!

MULTIPLE VERSIONS



Print & Digital Forms

Clue #1: Picture Decoder
Write the answer on each line. Then, draw a line to each match.
Last, use the decoder at the bottom to solve the clue.

Clue #2: Right or Wrong?

Clue #3: The Controller
Write the answer to each problem in each answer box. Then, read what to do at the bottom.

3 Clue Version

Cross out the boxes with the following answers:
• 0.027 • 5.4 • 0.0085 • 0.03
• 4.213 • 0.00865 • 0.19 • 0.0158
• 0.0008 • 0.066 • 0.037

Write the word that is left on the line.

The boss is hiding somewhere:
inside

Clue #1: Picture Decoder
Write the answer on each line. Then, draw a line to each match.
Last, use the decoder at the bottom to solve the clue.

Clue #2: Right or Wrong?

Clue #3: The Controller
Write the answer to each problem in each answer box. Then, read what to do at the bottom.

Clue #4: Computer Sort
Write the answer on each computer. Then, color the computer the same color as the remote it goes with.
Then, look at the keys at the bottom to solve the clue.

Clue 5: Fill in the Blank

5 Clue Version

Solve each problem. Write the answer. Then, write the word that goes with it. When you are done, read the words in order from top to bottom in each row to figure out the clue.

Clue #1: Picture Decoder
Write the answer on each line. Then, draw a line to each match.
Last, use the decoder at the bottom to solve the clue.

8,000 880,000 39 7,200 5,470 500,000

Answers: 8000 5470 7200 39 500000 880000

Letters: C L O U

The final boss is not hiding in the...

Use this decoder to help you figure out what letter is equal to each picture.

A = [robot] G = [robot] M = [robot] S = [robot] Y = [robot]
B = [robot] H = [robot] N = [robot] T = [robot] Z = [robot]
C = [robot] I = [robot] O = [robot] U = [robot]
D = [robot] J = [robot] P = [robot] V = [robot]
E = [robot] K = [robot] Q = [robot] W = [robot]
F = [robot] L = [robot] R = [robot] X = [robot]

Clue #1: Picture Decoder
Write the answer on each line. Then, draw a line to each match.
Last, use the decoder at the bottom to solve the clue.

8,000 880,000 39 7,200 5,470 500,000

Answers: 8,000 5470 7200 39 500000 880000

Letters: C L O U

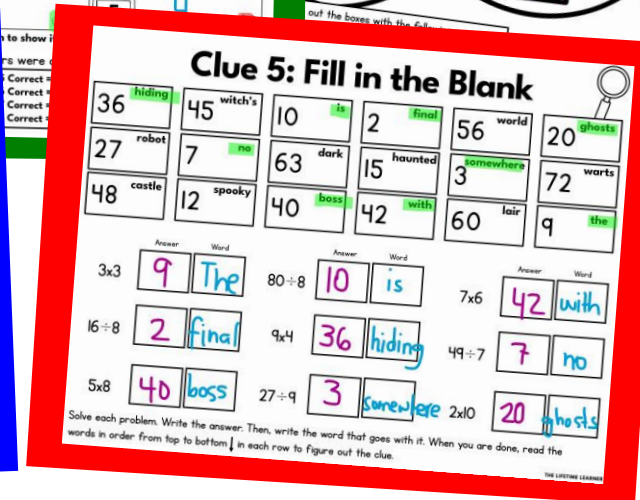
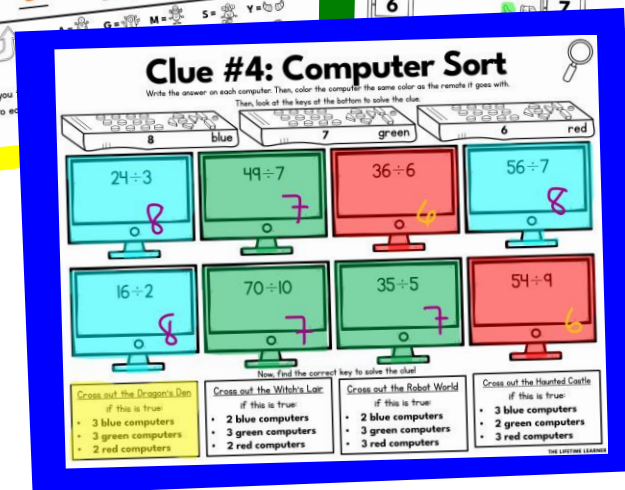
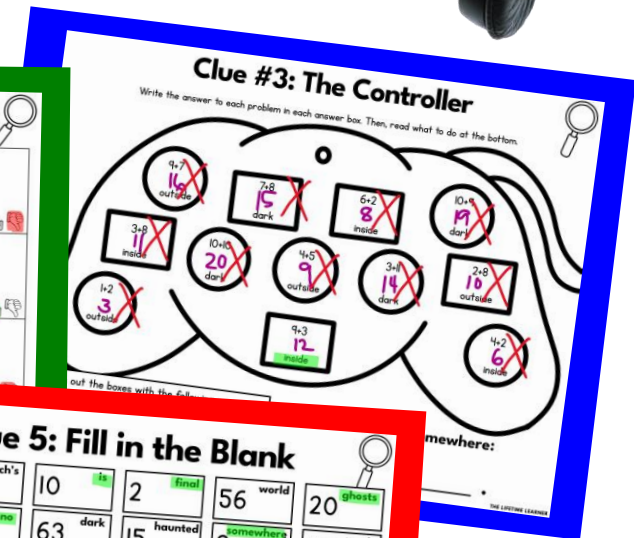
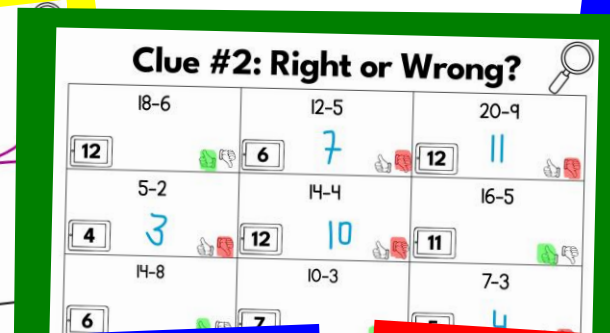

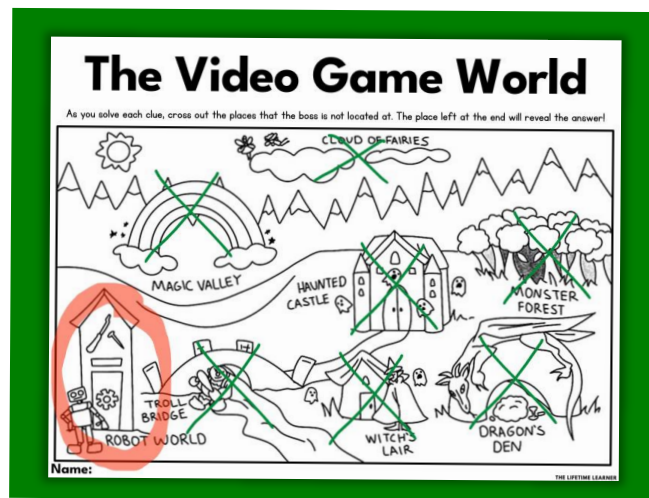
The final boss is not hiding in the...

Use this decoder to help you figure out what letter is equal to each picture.

A = [robot] G = [robot] M = [robot] S = [robot] Y = [robot]
B = [robot] H = [robot] N = [robot] T = [robot] Z = [robot]
C = [robot] I = [robot] O = [robot] U = [robot]
D = [robot] J = [robot] P = [robot] V = [robot]
E = [robot] K = [robot] Q = [robot] W = [robot]
F = [robot] L = [robot] R = [robot] X = [robot]

Short & Long Options

2 MATH FACT OPTIONS!




Same clues. Same mystery. Different math!

Use the add/subtract facts to 20 mystery or the multiplication/division facts 1-12 mystery!

FAST FINISHER ACTIVITY



The Detective Agency sends
congratulations to:



Lindsay

You solved the mystery!

11/2



Date

AW

Presented by:

LET'S DRAW...



a dragon



THE LIFETIME LEARNER

LET'S DRAW...

a robot



If students finish early,
give them a
certificate of completion
and a directed drawing
to complete while others
continue working.

MATH MYSTERY BENEFITS



- No Prep
- Print and Digital Versions
- 3 & 5 Clue Options
- Extra Math Facts Mystery
- Fun and Engaging
- Easy to Differentiate
- Encourages Critical Thinking
- Aligns with Math Standards
- Perfect for Review Days

Clue #4: Computer Sort

Write the answer on each computer. Then, color the computer the same color as the remote it goes with. Then, look at the keys at the bottom to solve the clue.

10 ¹	10 ²	10 ³	10 ³
19.4 x ____ = 194	683.29 x ____ = 68,329	0.27 x ____ = 270	8.729 x ____ = 8729
10 ¹	10 ²	10 ³	10 ¹
0.946 x ____ = 9.46	12.8 x ____ = 1,280	7.6 x ____ = 760	562.41 x ____ = 562,410
10 ¹	10 ²	10 ²	10 ³

Now, find the correct key to solve the clue!

Cross out the Dragon's Den	Cross out the Witch's Lair	Cross out the Robot World	Cross out the Haunted Castle
if this is true: <ul style="list-style-type: none">• 3 blue computers• 3 green computers• 2 red computers	if this is true: <ul style="list-style-type: none">• 2 blue computers• 3 green computers• 2 red computers	if this is true: <ul style="list-style-type: none">• 2 blue computers• 3 green computers• 3 red computers	if this is true: <ul style="list-style-type: none">• 3 blue computers• 2 green computers• 3 red computers

THE LIFETIME LEARNER

In 5th grade, this works well in small groups or in partners.

WHY BUY?

Ordinary math worksheets can be boring and unoriginal.

You want activities that are fun and engaging, but also rigorous and meaningful to student learning.

MATH MYSTERIES ARE EXACTLY WHAT YOU'VE BEEN LOOKING FOR!

Clue #1: Picture Decoder
Write the answer on each line. Then, draw a line to each match.
Last, use the decoder at the bottom to solve the clue.

Clue #2: Right or Wrong?

49.32×10^2	14×10^5	83.2×10^1
4,932	140,000	832

Clue #3: The Controller
There are 3 problems to solve. Read each word problem. You can read all 3 problems by following the arrows.
Write the answer to each problem in each answer box. Then, read what to do at the bottom.

Clue #4: Computer Sort
Write the answer on each computer. Then, color the computer the same color as the remote it goes with.
Then, look at the keys of the bottom to solve the clue.

Clue 5: Fill in the Blank

hiding	witch's	is	final	world	ghosts
0.00378	0.07325	62.13	0.000095	0.007125	0.0159
robot	no	dark	haunted	somewhere	warts
0.2451	0.93748	0.00159	6.43	9.3748	
castle	spooky	boss	with	lair	the
0.643	0.0378	0.07125	7.325	0.00095	0.02451

Solve each problem. Write the answer. Then, write the word that goes with it. When you are done, read the words in order from top to bottom in each row to figure out the clue.

The Detective Agency sends congratulations to:

Lindsay

You solved the mystery!

Date: **11/2** Presented by: **AW**

LET'S DRAW...
a dragon

1 2 3 4 5 6

Color It!

LET'S DRAW...
a robot

1 2 3 4 5 6

The Video Game World

As you solve each clue, cross out the places that the boss is not located at. The place left at the end will reveal the answer!

MAGIC VALLEY, CLOUD OF FAIRIES, HAUNTED CASTLE, MONSTER FOREST, TROLL BRIDGE, ROBOT WORLD, WITCH'S LAIR, DRAGON'S DEN

Name: _____

solve the mystery

The Case of the Video Game Boss

IDEAS HOW TO USE

Grades K-1:

- Small Groups: Complete with students at back table
- Whole Group: Complete together as an entire class
- Please note: K-1 will need teacher support to read & understand the clues.
- This is great activity for students in K-1 when working with the teacher and is not meant to be used independently.

Grades 2-5:

- On Grade Level: Partner/group activity
- Remediation: Use in small groups with teacher support
- Enrichment: Give to students to complete independently



“ I pulled small groups to my back table during centers. I read the directions to them on each page and they took off with it! With teacher support, they were able to complete each page. THEY LOVED THIS! ”

FIRST GRADE TEACHER



“ I used this as a remediation activity with my students. It was a great way for them to practice and they were engaged the entire time! I had kids ask to skip recess to finish! ”

THIRD GRADE TEACHER



“ THEY WERE SO FOCUSED! I let them choose--some worked in partners and some individually. My class loved solving the clues to try and figure out the mystery. They keep asking me when we will do another one! ”

FIFTH GRADE TEACHER

BUY THE BUNDLE AND SAVE BIG!




MATH MYSTERIES

5TH GRADE

30 THEMES

The Suspect List

Read what the suspects had to say about where they were when the magic wand went missing.

<div><div>I was flying in the forest.</div><div>Dragon</div></div>	<div><div>I was flying in the garden.</div><div>Fairy</div></div>	<div><div>I was at my house.</div><div>Gnome</div></div>	<div><div>I was in the forest.</div><div>Unicorn</div></div>
<div><div>I was at the shop.</div><div>Wizard</div></div>	<div><div>I was in the garden.</div><div>Monster</div></div>	<div><div>I was at my house.</div><div>Witch</div></div>	<div><div>I was at the shop.</div><div>Troll</div></div>

Name: _____



THE LIFETIME LEARNER

THE BUNDLE