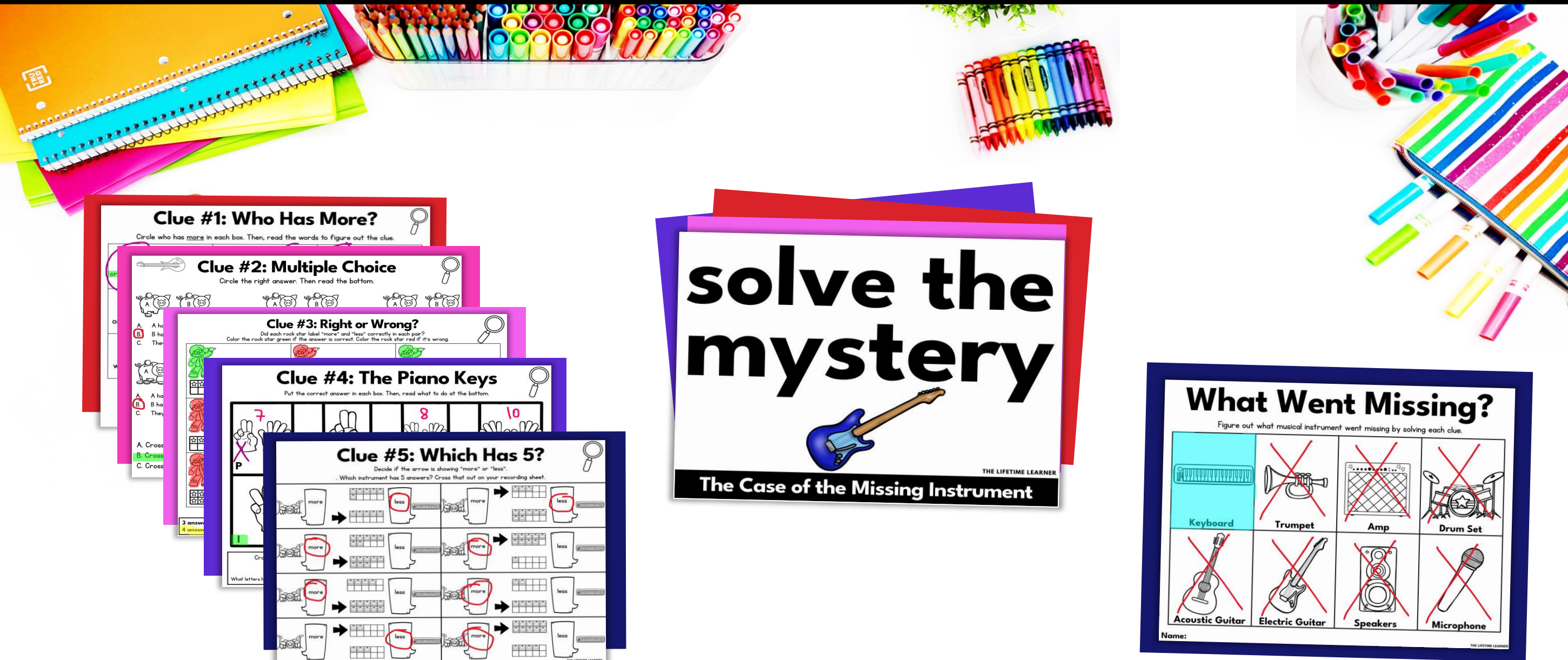


WHAT IS THIS?



The image displays a collection of educational materials for a mystery-solving activity. At the top, a black banner features the text "WHAT IS THIS?". Below this, a collage of school supplies is shown, including several colorful spiral-bound notebooks, a tray of multi-colored markers, and a small potted plant. In the center, a stack of clue cards is visible. The top card, titled "solve the mystery" in large black letters, features a blue electric guitar illustration and the subtitle "The Case of the Missing Instrument" by "THE LIFETIME LEARNER". To the right, a separate card titled "What Went Missing?" is shown, which contains a 2x4 grid of musical instrument icons. Each icon is crossed out with a red 'X', except for the "Keyboard" icon in the top-left corner. The instruments listed are Keyboard, Trumpet, Amp, Drum Set, Acoustic Guitar, Electric Guitar, Speakers, and Microphone. The card also includes a "Name:" field at the bottom left.

Clue #1: Who Has More?
Circle who has more in each box. Then, read the words to figure out the clue.









Clue #2: Multiple Choice
Circle the right answer. Then read the bottom.

Clue #3: Right or Wrong?
Did each rock star label "more" and "less" correctly in each pair?
Color the rock star green if the answer is correct. Color the rock star red if it's wrong.

Clue #4: The Piano Keys
Put the correct answer in each box. Then, read what to do at the bottom.

Clue #5: Which Has 5?
Decide if the arrow is showing "more" or "less".
Which instrument has 5 answers? Cross that out on your recording sheet.

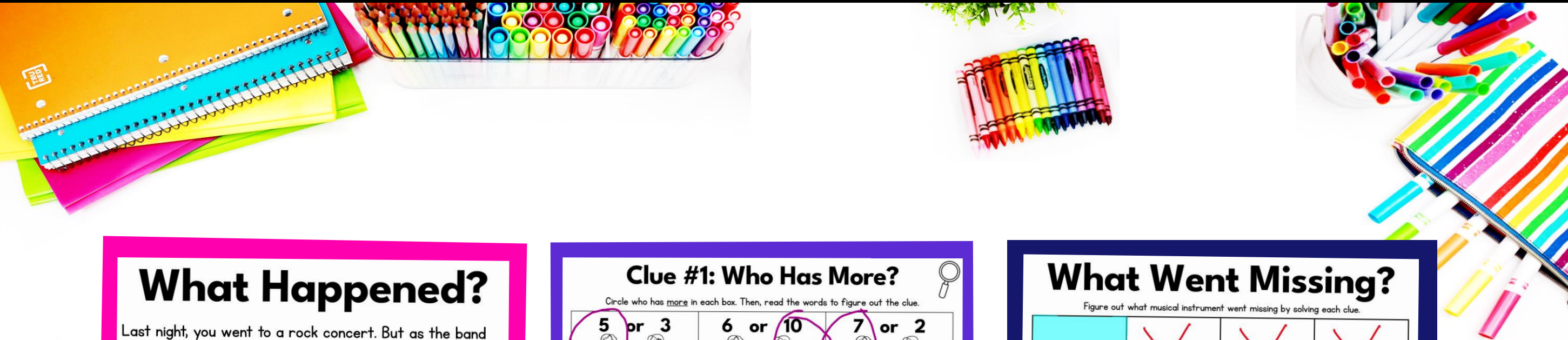
What Went Missing?
Figure out what musical instrument went missing by solving each clue.

 Keyboard	 Trumpet	 Amp	 Drum Set
 Acoustic Guitar	 Electric Guitar	 Speakers	 Microphone

Name: _____

Students complete a series of clues to figure out what instrument is missing!

HOW TO PLAY



What Happened?

Last night, you went to a rock concert. But as the band was playing, one of their instruments suddenly went missing! Now you have to figure out which instrument disappeared based on the clues.

1. Take a list of instruments and then start solving each clue.
2. Each time you solve a clue, you will get closer to discovering which instrument went missing.
3. Cross out wrong instruments each time you find out new information. Good luck!



Clue #1: Who Has More?

Circle who has more in each box. Then, read the words to figure out the clue.

5 or 3 <u>cross</u> look at 6 or 10 <u>out</u> the 7 or 2 that
3 or 6 one <u>two</u> amp 1 or 4 <u>guitars</u> that 9 or 8 in
7 or 10 we <u>you</u> do 5 or 8 <u>can</u> up 0 or 2 <u>see</u>

What 2 things should you cross out?
Acoustic guitar and electric guitar

What Went Missing?

Figure out what musical instrument went missing by solving each clue.

 Keyboard	 Trumpet	 Amp	 Drum Set
 Acoustic Guitar	 Electric Guitar	 Speakers	 Microphone






Name: _____

THE LIFETIME LEARNER

Each time students solve a clue, it will reveal what instrument to cross out.
When all clues are completed, the mystery of the missing instrument will be solved!







SKILL PRACTICE

Clue #1: Who Has More?
Circle who has more in each box. Then, read the words to figure out the clue.







5 or 3  look	6 or 10 	7 or 2 
3 or 6 one  two		
7 or 10 we  you		

What answer did you get the most?
A. Cross out the keyboard and trumpet.
B. Cross out the speakers and amps.
C. Cross out the microphone and drum set.

Clue #2: Multiple Choice
Circle the right answer. Then read the bottom.

 A. A has more B. B has more C. They are equal	 A. A has more B. B has more C. They are equal	 A. A has more B. B has more C. They are equal
 A. A has less B. B has less C. They are equal	 A. A has less B. B has less C. They are equal	 A. A has less B. B has less C. They are equal

Clue #3: Right or Wrong?
Did each rock star label "more" and "less" correctly in each pair?
the rock star green if the answer is correct. Color the rock star red if it's wrong.

 more less	 more less	 more less
 more less	 more less	 more less

out the drum set.
out the microphone.

- More or Less
- Comparing 2 Sets of Objects
- Rock Star-Themed
- Error Analysis Practice

All clues focus on reviewing Kindergarten skills!

MULTIPLE VERSIONS



Print & Digital Forms

Clue #1: Who Has More?
Circle who has more in each box. Then, read the words to figure out the clue.

Clue #2: Multiple Choice
Circle the right answer. Then read the bottom.

Clue #3: Right or Wrong?
Did each rock star label "more" and "less" correctly in each pair?
Color the rock star green if the answer is correct. Color the rock star red if it's wrong.

3 Clue Version

3 answers correct = Cross out the keyboard.
4 answers correct = Cross out the trumpet.
5 answers correct = Cross out the drum set.
6 answers correct = Cross out the microphone.

Clue #1: Who Has More?
Circle who has more in each box. Then, read the words to figure out the clue.

Clue #2: Multiple Choice
Circle the right answer. Then read the bottom.

Clue #3: Right or Wrong?
Did each rock star label "more" and "less" correctly in each pair?
Color the rock star green if the answer is correct. Color the rock star red if it's wrong.

Clue #4: The Piano Keys
Put the correct answer in each box. Then, read what to do at the bottom.

Clue #5: Which Has 5?
Decide if the arrow is showing "more" or "less".
Which instrument has 5 answers? Cross that out on your recording sheet.

5 Clue Version

Clue #2: Multiple Choice
Circle the right answer. Then read the bottom.

A. A has more
B. B has more
C. They are equal

A. A has more
B. B has more
C. They are equal

A. A has more
B. B has more
C. They are equal

A. A has less
B. B has less
C. They are equal

A. A has less
B. B has less
C. They are equal

A. A has less
B. B has less
C. They are equal

What answer did you get the most?
A. Cross out the keyboard and trumpet.
B. Cross out the speakers and amps.
C. Cross out the microphone and drum set.

Clue #2: Multiple Choice
Circle the right answer. Then read the bottom.

A. A has more
B. B has more
C. They are equal

A. A has more
B. B has more
C. They are equal

A. A has more
B. B has more
C. They are equal

A. A has less
B. B has less
C. They are equal

A. A has less
B. B has less
C. They are equal

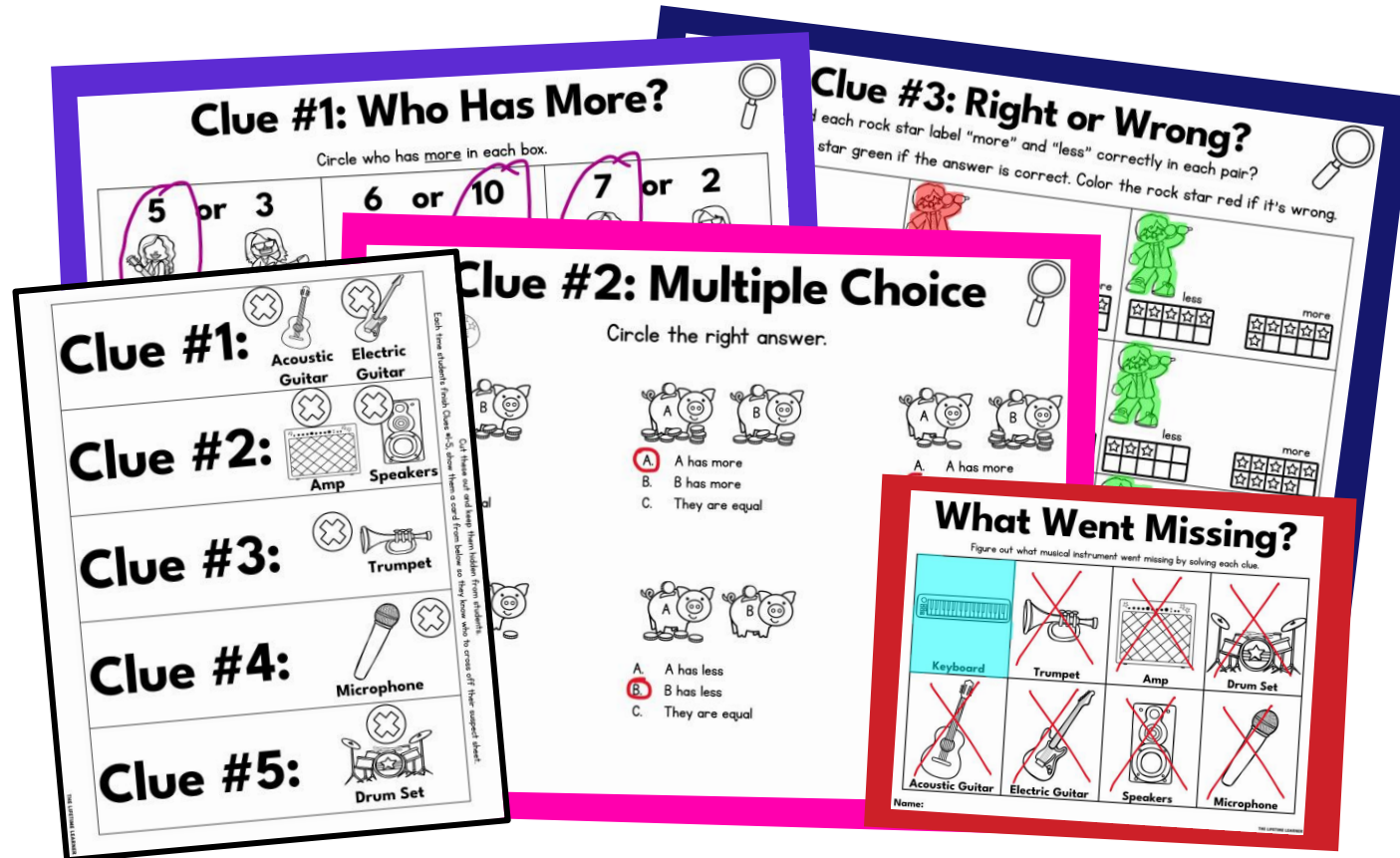
A. A has less
B. B has less
C. They are equal

What answer did you get the most?
A. Cross out the keyboard and trumpet.
B. Cross out the speakers and amps.
C. Cross out the microphone and drum set.

Short & Long Options

EASY & HARD OPTIONS

1. Students do the math on each clue page.
2. There is minimal reading on every page.
3. Students are handed a card showing what to cross out after completing each page.



The Easy Version clue cards are shown in a stack. The top card is 'Clue #1: Who Has More?' with math problems: 5 or 3, 6 or 10, and 7 or 2. The second card is 'Clue #2: Multiple Choice' with three questions about piggy banks. The third card is 'Clue #3: Right or Wrong?' with a grid of musical instruments. The fourth card is 'Clue #4: What Went Missing?' with a grid of musical instruments. The fifth card is 'Clue #5: What Went Missing?' with a grid of musical instruments. The cards are color-coded: Clue #1 is purple, Clue #2 is pink, Clue #3 is blue, Clue #4 is red, and Clue #5 is red.

Clue #1: Who Has More?
Circle who has more in each box.

5 or 3 6 or 10 7 or 2

Clue #2: Multiple Choice
Circle the right answer.

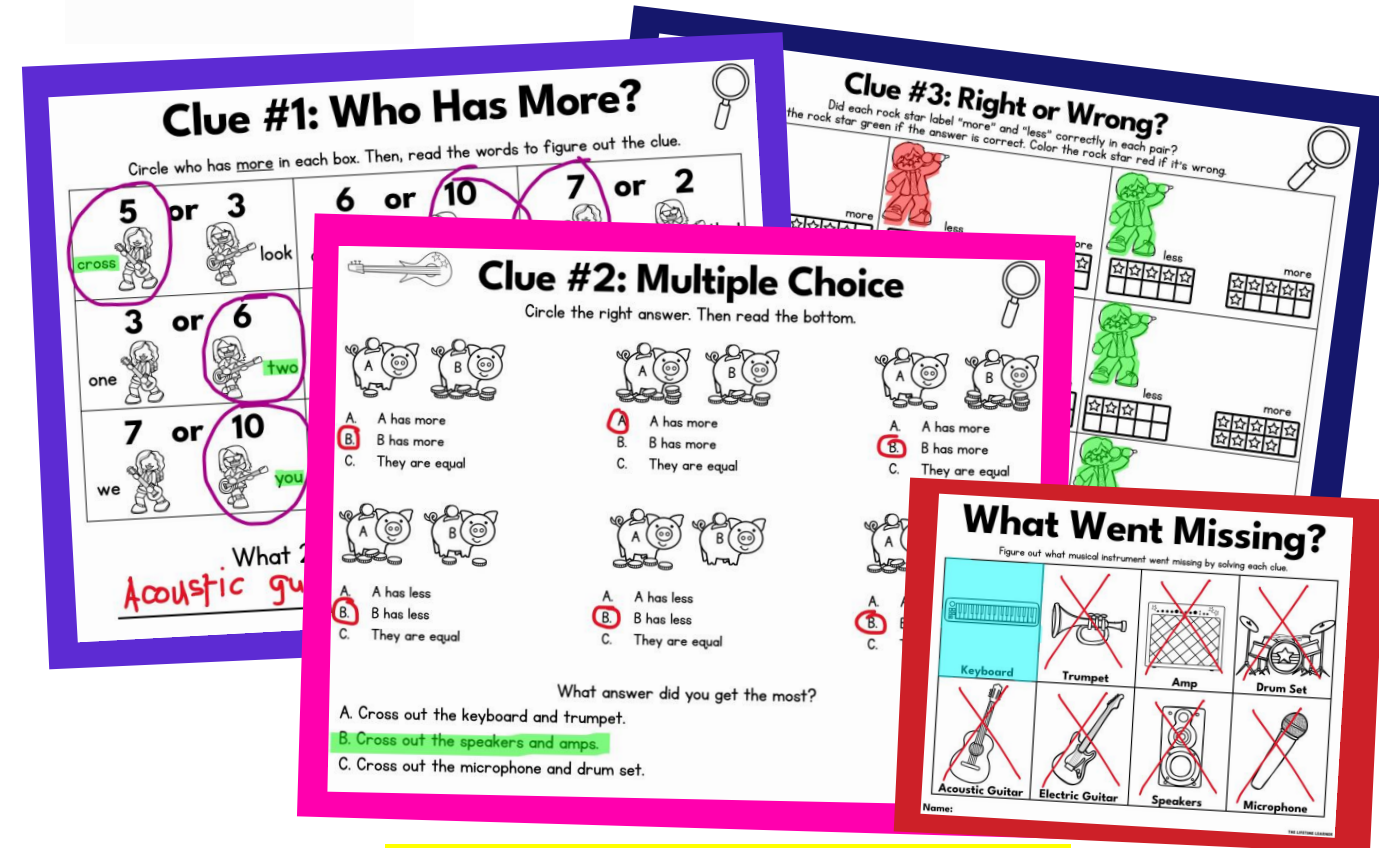
Clue #3: Right or Wrong?
Did each rock star label "more" and "less" correctly in each pair? Color the rock star red if it's wrong.

Clue #4: What Went Missing?
Figure out what musical instrument went missing by solving each clue.

Clue #5: What Went Missing?
Figure out what musical instrument went missing by solving each clue.

Easy Version

1. Students do the math on each clue page.
2. Teachers help students read the words on each clue page to figure out the mystery "hints".
3. Students use "hints" to cross out wrong answers.



The Hard Version clue cards are shown in a stack. The top card is 'Clue #1: Who Has More?' with math problems: 5 or 3, 6 or 10, and 7 or 2. The second card is 'Clue #2: Multiple Choice' with three questions about piggy banks. The third card is 'Clue #3: Right or Wrong?' with a grid of musical instruments. The fourth card is 'Clue #4: What Went Missing?' with a grid of musical instruments. The fifth card is 'Clue #5: What Went Missing?' with a grid of musical instruments. The cards are color-coded: Clue #1 is purple, Clue #2 is pink, Clue #3 is blue, Clue #4 is red, and Clue #5 is red.

Clue #1: Who Has More?
Circle who has more in each box. Then, read the words to figure out the clue.

5 or 3 6 or 10 7 or 2

Clue #2: Multiple Choice
Circle the right answer. Then read the bottom.

Clue #3: Right or Wrong?
Did each rock star label "more" and "less" correctly in each pair? Color the rock star red if it's wrong.

Clue #4: What Went Missing?
Figure out what musical instrument went missing by solving each clue.

Clue #5: What Went Missing?
Figure out what musical instrument went missing by solving each clue.

Hard Version

MATH FACT VERSION!

What Went Missing?
Figure out what musical instrument went missing by solving each clue.

 Keyboard	 Trumpet	 Amp	 Drum Set
 Acoustic Guitar	 Electric Guitar	 Speakers	 Microphone

Name: _____

Clue #1: Picture Decoder
Write the answer on each line. Then, draw a line to each match. Last, use the decoder at the bottom to solve the clue.

Answers: $20 = 17+3$, $13 = 4+9$, $8 = 7+1$, $11 = 5+6$, $15 = 8+7$

Letters: G U I I A

The missing instrument is not a...
Use this decoder to help you figure out what letter is equal to each picture.

Clue #2: Multiple Choice
Solve each question. Circle the right answer. Then read the bottom.

$12-7$: A. 5, B. 6, C. 7, D. 8
 $13-10$: A. 4, B. 3, C. 8, D. 7
 $8-5$: A. 6, B. 5, C. 4, D. 3
 $11-9$: A. 5, B. 4, C. 3, D. 2
 $20-6$: A. 13, B. 14, C. 15, D. 16
 $9-3$: A. 4, B. 5, C. 6, D. 7
 $14-6$: A. 6, B. 7, C. 8, D. 9
 $7-3$: A. 5, B. 4, C. 3, D. 2

Clue #3: Right or Wrong?
Color the star green if the answer is correct. Color the star red if it's wrong.

$5+6=11$ (Green star)
 $4+3=8$ (Red star)
 $11+5=16$ (Green star)
 $7+9=15$ (Red star)
 $6+12=18$ (Green star)
 $5+8=13$ (Green star)
 $10+8=18$ (Red star)
 $2+5=7$ (Green star)
 $3+9=14$ (Green star)
 12 (Red star)

Clue #4: The Piano Keys
Put the correct answer in each box. Then, read what to do at the bottom.

$20-4$ X 16 P	$12-3$ 9 S	$9-7$ 2 L	$13-6$ 7 A
$10-5$ 5 I	$18-7$ X 11 Y	$17-8$ 9 N	$5-2$ 3 G

Cross out the letters with the following answers: 2, 7, 11, 16
What letters haven't been crossed out? Write them on the line.

You do not sing with the missing instrument.

Clue #5: Error Analysis
Check each instrument's work. Put a check or an X next to each answer.

Keyboard

- ☒ $10+9=19$
- ☒ $8-2=5$
- ☒ $11+3=13$
- ☒ $7-3=14$
- ☒ $5+7=12$

Drums

- ☒ $15-8=7$
- ☒ $9+4=13$
- ☒ $11-6=5$
- ☒ $7+2=9$
- ☒ $19-10=8$

The instrument with the most correct answers is not the missing instrument.


Same clues. Same mystery. Different math!

There is an extra version included that focuses on addition and subtraction facts to 20.

FAST FINISHER ACTIVITY



The Detective Agency sends
congratulations to:



Lindsay

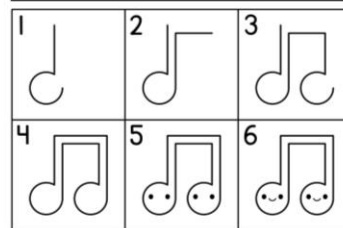
You solved the mystery!

11/2
Date

AW
Presented by:

LET'S DRAW...


a note



THE LIFETIME LEARNER

LET'S DRAW...

a tambourine




THE LIFETIME LEARNER




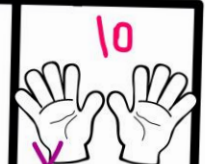




If students finish early,
give them a
certificate of completion
and a directed drawing
to complete while others
continue working.

MATH MYSTERY BENEFITS

- No Prep
- Print and Digital Versions
- 3 & 5 Clue Options
- Extra Math Facts Mystery
- Fun and Engaging
- Easy to Differentiate
- Encourages Critical Thinking
- Aligns with Math Standards
- Perfect for Review Days

Clue #4: The Piano Keys 

Put the correct answer in each box. Then, read what to do at the bottom.

 7 P		 2 S		 8 L		 10 A
 3 I	 9 Y	 1 N	 4 G			

Cross out the letters that show:
more than 5
What letters haven't been crossed out? Write them on the line.

You do not sing with the missing instrument.

THE LIFETIME LEARNER

In Kindergarten, this works well as a whole group lesson or in small groups at the teacher table.

Kindergarteners will need teacher support to read & understand the clues/directions

WHY TEACHERS LOVE THESE!

Ordinary math worksheets can be boring and unoriginal.

You want activities that are fun and engaging, but also rigorous and meaningful to student learning.

MATH MYSTERIES ARE EXACTLY WHAT YOU'VE BEEN LOOKING FOR!

Clue #1: Who Has More?
Circle who has more in each box. Then, read the words to figure out the clue.

Clue #2: Multiple Choice
Circle the right answer. Then read the bottom.

Clue #3: Right or Wrong?
Did each rock star label "more" and "less" correctly in each pair?
Color the rock star green if the answer is correct. Color the rock star red if it's wrong.

Clue #4: The Piano Keys
Put the correct answer in each box. Then, read what to do at the bottom.

Clue #5: Which Has 5?
Decide if the arrow is showing "more" or "less".
Which instrument has 5 answers? Cross that out on your recording sheet.

The Detective Agency sends congratulations to:

Lindsay

You solved the mystery!

11/2 **AW**

Date Presented by:

LET'S DRAW...
a note

1 2 3
4 5 6

LET'S DRAW...
a tambourine

1 2 3
4 5 6

What Went Missing?
Figure out what musical instrument went missing by solving each clue.

 Keyboard	 Trumpet	 Amp	 Drum Set
 Acoustic Guitar	 Electric Guitar	 Speakers	 Microphone

Name:

solve the mystery

The Case of the Missing Instrument

WHAT MAKES MATH MYSTERIES UNIQUE?

Math Mysteries aren't just a copy of Reading Mysteries!

They have brand-new clues, focus on math skills, and even feature a different conclusion to the mystery.

















The only thing that stays the same is the list of suspects students start with!

So, if you have both, students can play during math and then again during reading for double the fun.

Reading

Clue #1: Find It!

Circle the boxes that have a "a" middle sound. Cross out other sounds.
Read the words you circled from left to right like a book to solve the clue.

 no	 yes	 amp	 stars
 b	 g	 f	 n
 hit	 instrument	 drum	 this
 s	 t	 g	 m

Write the phrase on the line. Cross the wrong instruments off your list.

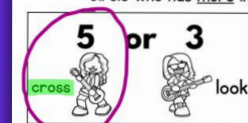




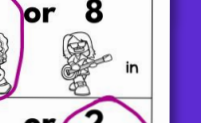

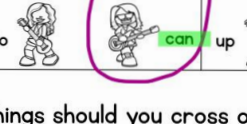
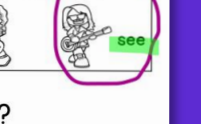

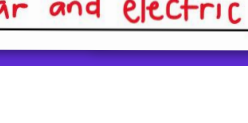

no stars on this instrument

Example
of Clue 1

Math

Clue #1: Who Has More?

Circle who has more in each box. Then, read the words to figure out the clue.

 5 or 3	 6 or 10	 7 or 2
 cross	 look	 at
 3 or 6	 1 or 4	 9 or 8
 two	 amp	 guitars

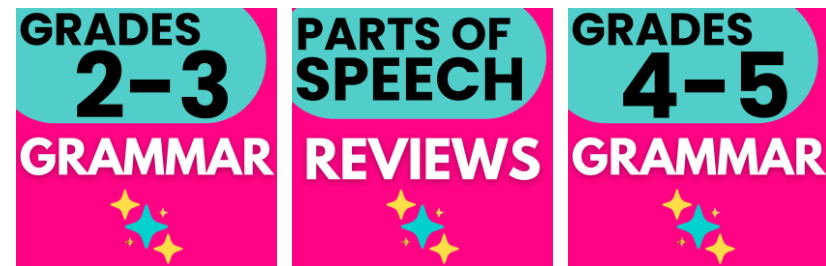
What 2 things should you cross out?

Acoustic guitar and electric guitar

KEEP THE FUN GOING!

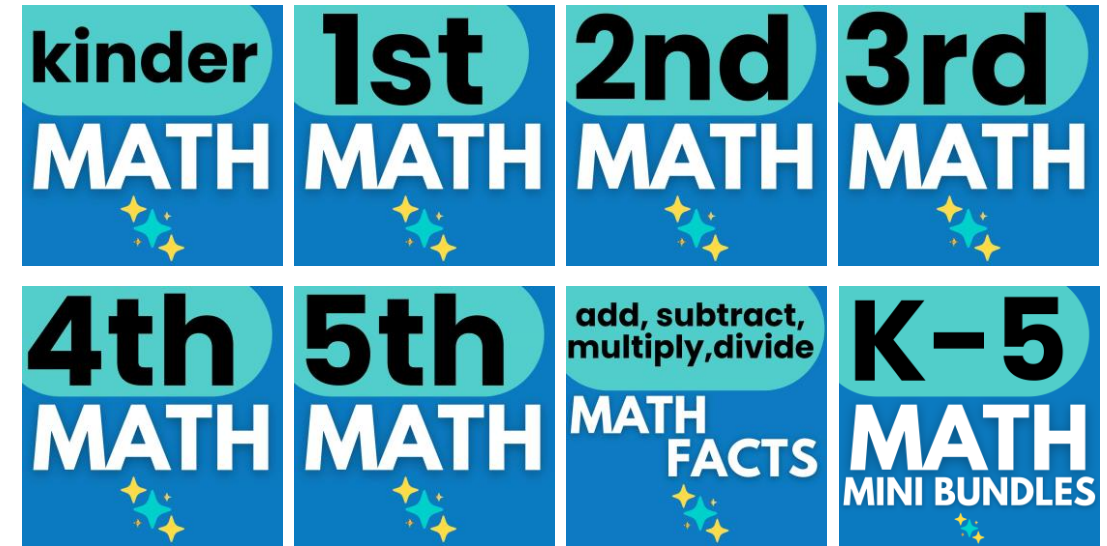
GRAB A **READING MYSTERY**:

Reading mysteries aren't just a copy of math. They come with fresh clues, unique reading challenges, and a new culprit, so students are solving an entirely different case!



MORE **MATH MYSTERIES**:

Explore other grade levels to differentiate and keep every student engaged.



BUY A BUNDLE
TO **SAVE BIG!**

