


WHAT IS THIS?



Clue #1: Fill in the Blank

14	throw	3	this	12	pool	5	place	17	hit	2	ball
----	-------	---	------	----	------	---	-------	----	-----	---	------

Clue #2: Who Scored More?

Solve each question. Circle the player with the correct answer.
When you're done solving all questions, count up who got more correct answers. Cross that sport out on your location list.

Clue #3: Cross Out 2

Cross out the 2 sports with the biggest answers on your recording sheet.

7-1=	8+1=	11-1=	6+1=
------	------	-------	------

Clue #4: Stadium Seating

First, write the answer on each seat in the stadium. Then, read what to do in the box at the bottom.

1 more than 6 7	1 less than 3 2	1 more than 5 6
--------------------	--------------------	--------------------

Clue #5: Check or X?

Check each problem. Put a check or an X next to each answer.

 Swimming	1 more than 4 5	1 less than 9 8	1 more than 5 6	1 less than 7 6
 Track	1 less than 6 5	1 more than 3 4	1 less than 8 7	1 more than 2 4

Which sport has a wrong answer? Cross it out on your recording sheet.

solve the mystery

The Case of the Missing Trophy

THE LIFETIME LEARNER

Where is the Trophy?

Solve the clues to figure out where the missing trophy is located.

 Baseball Field	 Football Field	 Tennis Court	 Swimming Pool
 Track	 Basketball Court	 Volleyball Court	 Soccer Field

Name: _____

THE LIFETIME LEARNER

Students complete a series of clues to figure out where the missing trophy is!

HOW TO PLAY



What Happened?

The 1st place trophy has been stolen! Rumor has it that it's somewhere on the school's campus. Help figure out where the trophy is. Solve the clues to figure out where the trophy is and solve the mystery!

1. Take a location list and then start solving each clue.
2. Each time you solve a clue, you will get closer to discovering where the missing trophy is.
3. Cross out wrong places each time you find out new information. Good luck!



Clue #1: Fill in the Blank

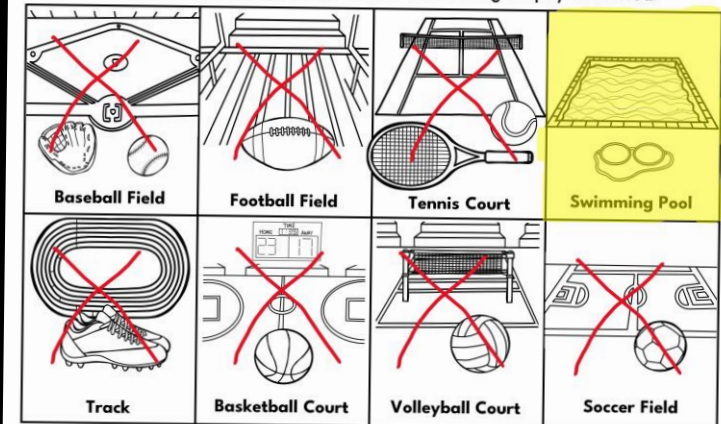
14	throw	3	this	12	pool	5	place	17	hit	2	ball
1	at	11	catch	8	a	13	is	9	you	15	net
10	track	6	kick	7	not	16	base	18	run	4	do

10-1	Answer: 9	Word: you	7-1	Answer: 6	Word: kick	2-1	Answer: 1	Word: at
5-1	Answer: 4	Word: do	9-1	Answer: 8	Word: a	4-1	Answer: 3	Word: this
8-1	Answer: 7	Word: not	3-1	Answer: 2	Word: ball	6-1	Answer: 5	Word: place

Solve each problem. Write the answer. Then, write the word that goes with it. When you are done, read the words in order from top to bottom in each column to figure out the clue.

Where is the Trophy?

Solve the clues to figure out where the missing trophy is located.



Name: _____

THE LIFETIME LEARNER

Each time students solve a clue, it will reveal what places to cross out.

When all clues are completed, the mystery of the missing trophy will be solved!

SKILL PRACTICE

Clue #1: Fill in the Blank



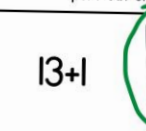
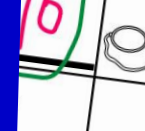


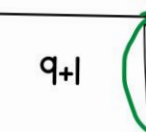
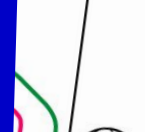


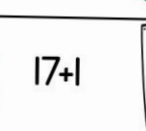



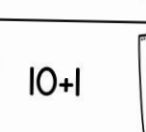

14	throw	3	this	12	pool	5	place	17	hit	2	ball
1	at	11	catch	8	is	1	you	1	net		
10	track	6	kick								

Answer: Word:
10-1 **9** **you**
5-1 **4** **do**
8-1 **7** **not**

Solve each problem. Write the answer words in order from top to bottom.





Clue #2: Who Scored More?

Solve each question. Circle the player with the correct answer.
When you're done solving all questions, count up who got more correct answers. Cross that sport out on your location list.

 16	15+1	 14	 12	13+1	 14
 18	19+1	 20	 8	9+1	 10
 9	8+1	 7	 18	17+1	 16
 13	12+1	 11	 11	10+1	 9

Clue #3: Cross Out 2

Cross out the 2 sports with the biggest answers on your recording sheet.

8+1=	11+1=	6+1=
 16	 7	
 10	 0	

THE LIFETIME LEARNER

- Find 1 More
- Find 1 Less
- Numbers Less than 10
- Sports-Themed
- Error Analysis Practice

All clues focus on reviewing 1 more or 1 less!

MULTIPLE VERSIONS



Clue #1: Fill in the Blank

throw this pool place hit ball

Clue #2: Who Scored More?

Solve each question. Circle the player with the correct answer.
When you're done solving all questions, count up who got more correct answers. Cross that sport out on your location list.

Clue #3: Cross Out 2

Cross out the 2 sports with the biggest answers on your recording sheet.

7-1=	8+1=	11-1=	6+1=
2			7
3	9	10	0

Name: _____

Clue #1: Fill in the Blank

throw this pool place hit ball

Clue #2: Who Scored More?

Solve each question. Circle the player with the correct answer.
When you're done solving all questions, count up who got more correct answers. Cross that sport out on your location list.

Clue #3: Cross Out 2

Cross out the 2 sports with the biggest answers on your recording sheet.

Clue #4: Stadium Seating

First, write the answer on each seat in the stadium. Then, read what to do in the box at the bottom.

Clue #5: Check or X?

Check each problem. Put a check or an X next to each answer.

Swimming	I more than 4	I less than 9	I more than 5	I less than 7
	5	8	6	7
Track	I less than 6	I more than 3	I less than 2	
	5	4	7	4

Which sport has a wrong answer? Cross it out on your recording sheet.

Print & Digital Forms

Clue #5: Check or X?

Check each problem. Put a check or an X next to each answer.

Swimming	I more than 4	I less than 9	I more than 5	I less than 7
	5	8	6	7
Track	I less than 6	I more than 3	I less than 2	
	5	4	7	4

Which sport has a wrong answer? Cross it out on your recording sheet.

Clue #5: Check or X?

Check each problem. Put a check or an X next to each answer.


Swimming	I more than 4	I less than 9	I more than 5	I less than 7
	5 ✓	8	6	6
Track	I less than 6	I more than 3	I less than 8	I more than 2
	5	4	7	4

Which sport has a wrong answer? Cross it out on your recording sheet.

Short & Long Options

EASY & HARD OPTIONS

1. Students do the math on each clue page.
2. There is minimal reading on every page.
3. Students are handed a card showing what to cross out after completing each page.



The Easy Version materials include a blue-bordered card for Clue #1: Fill in the Blank, an orange-bordered card for Clue #3: 1 More 1 Less, and a black-bordered card for Clue #2: Who Scored More?. The Clue #2 card features a grid of math problems and player icons, with some cells circled in green. A separate orange-bordered card titled 'Where is the Trophy?' shows a grid of sports locations with some crossed out. A yellow banner at the bottom reads 'Easy Version'.

Clue #1: Fill in the Blank
Fill in each blank box.

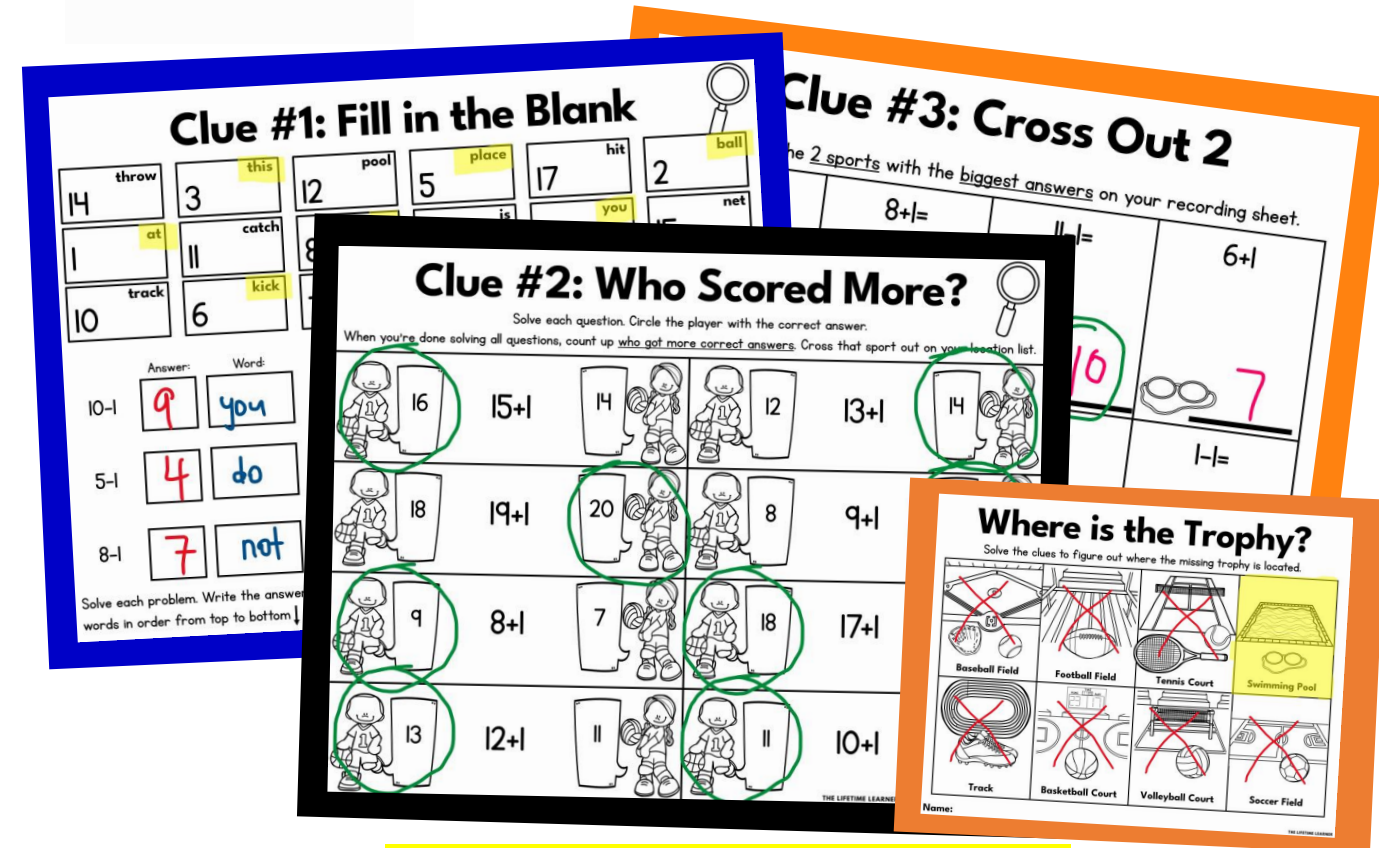
Clue #3: 1 More 1 Less
Write the answer on each blank.

Clue #2: Who Scored More?
Solve each question. Circle the player with the correct answer.

Where is the Trophy?
Solve the clues to figure out where the missing trophy is located.

Easy Version

1. Students do the math on each clue page.
2. Teachers help students read the words on each clue page to figure out the mystery "hints".
3. Students use "hints" to cross out wrong answers.



The Hard Version materials include a blue-bordered card for Clue #1: Fill in the Blank, an orange-bordered card for Clue #3: Cross Out 2, and a black-bordered card for Clue #2: Who Scored More?. The Clue #2 card features a grid of math problems and player icons, with some cells circled in green. A separate orange-bordered card titled 'Where is the Trophy?' shows a grid of sports locations with some crossed out. A yellow banner at the bottom reads 'Hard Version'.

Clue #1: Fill in the Blank
Fill in each blank box.

Clue #3: Cross Out 2
Cross out the 2 sports with the biggest answers on your recording sheet.

Clue #2: Who Scored More?
Solve each question. Circle the player with the correct answer.

Where is the Trophy?
Solve the clues to figure out where the missing trophy is located.

Hard Version

MATH FACT VERSION!



Where is the Trophy?
Solve the clues to figure out where the missing trophy is located.

Baseball Field	Football Field	Tennis Court	Swimming Pool
Track	Basketball Court	Volleyball Court	Soccer Field

Name: _____

Clue #1: Fill in the Blank
Add to find each answer.

throw	somewhere	8	pool	15	the	18	hit	9
16	trophy	5	catch	13	a	12	is	7
10	track	6	kick	17	located	3	base	2

Answer: Word: $14+3$ $3+3$
 $7+8$ $10+6$ $3+1$ $1+10$ $5+8$

Clue #2: Who Scored More?
Circle the player with the correct answer. When you're done solving all questions, count up who got more correct answers. Cross that sport out on your location list.

5	13-8	6	13	20-9	11
4	7-2	5	5	9-4	4
11	16-5	12	3	10-7	4

Clue #3: Detective Report
Ahmed and Mary were best friends who competed to see who was the most athletic by joining over $2+1$ sports teams around town. For $0+1$ month, Ahmed joined swimming, baseball, and football teams, and Mary joined lacrosse, basketball, and softball. But between all the sports they were playing, Ahmed and Mary never had to any of the other person's $14+4$ sports games. Mary eventually decided to only play basketball, which she loved $13+7$ times more than lacrosse and softball. Ahmed agreed and only stayed on the football team, which he loved $16+5$ times more than the others. Ahmed and Mary were finally able to go to each other's 6 sports they didn't.

The trophy is not on:

A=1	J=10	S=19
B=2	K=11	T=20
C=3	L=12	U=21
D=4	M=13	V=22
E=5	N=14	W=23
	O=15	X=24
	P=16	Y=25
	Q=17	Z=26
	R=18	

Clue #4: Stadium Seating
First, write the answer on each seat in the stadium. Then, read what to do in the box at the bottom.

12-8	17-5	8-5	20-7
S	B	W	I
10-4	20-3	11-6	18-4
A	M	C	L
13-3	14-6	17-8	5-3
A	L	P	E

Cross out the boxes with these answers:
• 4 • 13 • 9
• 3 • 17 • 2
• 10 • 5

The letters that are left will reveal a message.

The location the trophy is hidden in does not require you to use a: _____

Clue #5: Picture Decoder
Find each answer. Then, draw a line to each match. Last, use the decoder at the bottom to solve the clue.

Write the answers on the lines.

Write the letters on the lines.

The missing trophy is located somewhere with:

Use this decoder to help you figure out what letter is equal to each picture.

A=	G=	M=	S=	Y=
B=	H=	N=	T=	Z=
C=	I=	O=	U=	
D=	J=	P=	V=	
E=	K=	Q=	W=	
F=	L=	R=	X=	


Same clues. Same mystery. Different math!

There is an extra version included that focuses on addition and subtraction facts to 20.

FAST FINISHER ACTIVITY



The Detective Agency sends
congratulations to:



Lindsay

You solved the mystery!

11/2

Date


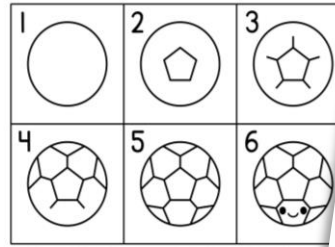
AW

Presented by:

THE LIFETIME LEARNER

LET'S DRAW...

a soccer ball



THE LIFETIME LEARNER

LET'S DRAW...

volleyball



THE LIFETIME LEARNER

If students finish early,
give them a
certificate of completion
and a directed drawing
to complete while others
continue working.

MATH MYSTERY BENEFITS



- No Prep
- Print and Digital Versions
- 3 & 5 Clue Options
- Extra Math Facts Mystery
- Fun and Engaging
- Easy to Differentiate
- Encourages Critical Thinking
- Aligns with Math Standards
- Perfect for Review Days

Clue #4: Stadium Seating

First, write the answer on each seat in the stadium. Then, read what to do in the box at the bottom.

I more than 6 7 X track	I less than 3 2 ball	I more than 5 X 6 water
I less than 10 9 X ball	I more than 4 5 X water	I less than 2 X 1 track

Cross out the boxes with these answers:
1, 9, 6, 7, 5
Write the word that is left on the line.

You do not use any:
Ball

THE LIFETIME LEARNER

In Kindergarten, this works well as a whole group lesson or in small groups at the teacher table.

Kindergarteners will need teacher support to read & understand the clues/directions

WHY TEACHERS LOVE THESE!

Ordinary math worksheets can be boring and unoriginal.

You want activities that are fun and engaging, but also rigorous and meaningful to student learning.

MATH MYSTERIES ARE EXACTLY WHAT YOU'VE BEEN LOOKING FOR!

Clue #1: Fill in the Blank

14	throw	3	this	12	pool	5	place	17	hit	2	ball
	at		catch		at		is		you		net

Clue #2: Who Scored More?

Find ten more or ten less. Circle the player with the correct answer. When you're done solving all questions, count up who got more correct answers. Cross that sport out on your location list.

Clue #3: Cross Out 2

Cross out the 2 sports with the biggest answers on your recording sheet.

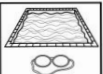

Clue #4: Stadium Seating

First, write the answer on each seat in the stadium. Then, read what to do in the box at the bottom.

10 more than 1	10 more than 2	10 less than 3	10 more than 4
----------------	----------------	----------------	----------------

Clue #5: Check or X?

Check each problem. Put a check or an X next to each answer.

	1 more than 4	1 less than 9	1 more than 5	1 less than 7
	5	8	6	6
	1 less than 6	1 more than 3	1 less than 8	1 more than 2
	5	4	7	4

Which sport has a wrong answer? Cross it out on your recording sheet.







The Detective Agency sends congratulations to:


 **Lindsay**

You solved the mystery!







Date 11/2 Presented by: SW


LET'S DRAW...
a soccer ball

1	2	3
		
4	5	6
		



LET'S DRAW...
volleyball

1	2	3
		
4	5	6
		




Where is the Trophy?

Solve the clues to figure out where the missing trophy is located.

 Baseball Field	 Football Field	 Tennis Court	 Swimming Pool
 Track	 Basketball Court	 Volleyball Court	 Soccer Field

Name: _____

solve the mystery



The Case of the Missing Trophy

WHAT MAKES MATH MYSTERIES UNIQUE?

Math Mysteries aren't just a copy of Reading Mysteries!

They have brand-new clues, focus on math skills, and even feature a different conclusion to the mystery.

The only thing that stays the same is the list of suspects students start with!

So, if you have both, students can play during math and then again during reading for double the fun.

Reading

Clue #1: Find It!
Circle the boxes that end in -mp.
Read the words you circled from left to right like a book to solve the clue.

 trophy	 water
 look	 not
 ball	 at
 a	 run
 wet	 race

Write the phrase on the line. Cross the wrong place off your list.

trophy not at a race

Example
of Clue 1

Math

Clue #1: Fill in the Blank

14	3	12	5	17	2
1	11	8	13	9	15
10	6	7	16	18	4

Answer: Word: 9 you 7-1 6 kick 2-1 1 at

5-1 4 do 9-1 8 a 4-1 3 this

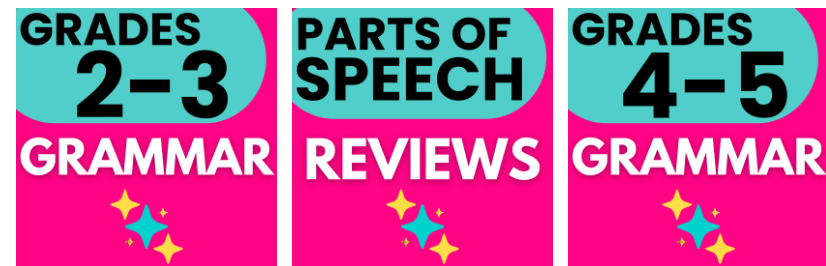
8-1 7 not 3-1 2 ball 6-1 5 place

Solve each problem. Write the answer. Then, write the word that goes with it. When you are done, read the words in order from top to bottom in each column to figure out the clue.

KEEP THE FUN GOING!

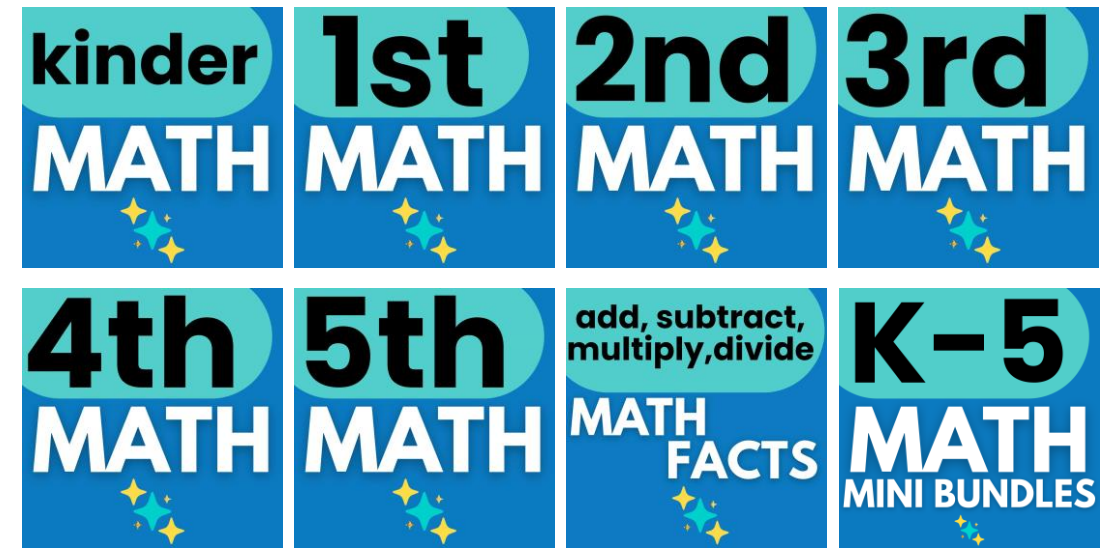
GRAB A **READING MYSTERY**:

Reading mysteries aren't just a copy of math. They come with fresh clues, unique reading challenges, and a new culprit, so students are solving an entirely different case!



MORE **MATH MYSTERIES**:

Explore other grade levels to differentiate and keep every student engaged.



BUY A BUNDLE
TO **SAVE BIG!**

