

WHAT IS THIS?

Clue #1: Circle It!
Circle each answer. Then, read the words.
When I lost my suitcase...

Clue #2: 2 Wrong Answers
Cross out the 2 kids with wrong answers on your recording sheet.

Clue #3: The Airplane
Put the correct answer in each box. Then, read what to do at the bottom.




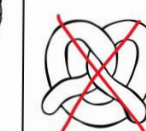




Clue #4: Color the Planes
Solve each problem in the boxes. Color the airplanes based on your answers.

Clue #5: Travel the Globe
Solve the questions. Then, read what to do at the bottom.

Where is the Suitcase?
Figure out where you left the missing suitcase by solving each clue.


solve the mystery
The Case of the Missing Luggage

Where is the Suitcase?
Figure out where you left the missing suitcase by solving each clue.

 Italy	 Japan	 Canada	 Germany
 England	 India	 France	 Ireland

Students complete a series of clues to figure out where the missing suitcase is!

HOW TO PLAY



What Happened?

You were so excited to be on vacation that you accidentally left your suitcase somewhere! Now, you have no idea where it is. Solve the clues to figure out which country your suitcase is in.

1. Take a list of countries and then start solving each clue.
2. Each time you solve a clue, you will get closer to discovering where your suitcase is.
3. Cross out wrong countries each time you find out new information. Good luck!



THE LIFETIME LEARNER

Clue #1: Circle It!

Circle each answer. Then, read the words.
When I lost my suitcase...



How many <u>pizzas</u> are there? 7 I the 9 the food 9 was I not	How many <u>pretzels</u> are there? 7 the food 9 was I not	Are there <u>more</u> pretzels or pizzas? I the 9 was I not
Are there <u>less</u> pretzels or pizzas? I the 9 was I not	How many more pretzels are there than pizzas? 2 3 any the 3 meat 2	How many fewer pizzas are there than pretzels? I the 9 was I not

THE LIFETIME LEARNER

Where is the Suitcase?

Figure out where you left the missing suitcase by solving each clue.

 Italy	 Japan	 Canada	 Germany
 India	 France	 Ireland	

Name: _____


THE LIFETIME LEARNER

Each time students solve a clue, it will reveal what country to cross out.
When all clues are completed, the mystery of the missing suitcase be solved!

SKILL PRACTICE

- Graphing
- Count and Classify
- Bar Graphs
- Pictographs
- Travel-Themed
- Error Analysis Practice

Clue #1 Graph



Count the food. Then, graph it.



Clue #3 Graph

Planes You Got On An Airplane This Week



1 airplane = 1 trip
THE LIFETIME LEARNER

Clue #1: Circle It!

Circle each answer. Then, read the words.
When I lost my suitcase...

How many <u>pizzas</u> are there? 7 I the	How many <u>pretzels</u> are there? 7 food was	Are there <u>more</u> pretzels or pizzas? 2 I not
Are there <u>less</u> pretzels or pizzas? eating near	How many more pretzels are there than pizzas? 2 any the	How many fewer pizzas are there than pretzels? 1 meat food

All clues focus on reviewing graphing!

MULTIPLE VERSIONS



Print & Digital Forms

Clue #1: Circle It!
Circle each answer. Then, read the words.
When I lost my suitcase...

Clue #2: 2 Wrong Answers
Cross out the 2 kids with wrong answers on your recording sheet.

Clue #3: The Airplane
Put the correct answer in each box. Then, read what to do at the bottom.

How many times did you fly on Monday?	How many times did you fly on Thursday?	How many times did you fly on Wednesday?	How many times did you fly on Monday and Wednesday in all?
M 2	X 5	U 2	S 4
How many times did you fly on Monday and Tuesday in all?	How many times did you fly on Tuesday?	How many times did you fly on Wednesday and Thursday in all?	How many times did you fly on Thursday?
I 9	X 7	X 7	C

Cross out the letters with the following answers:
5 and 7
Which letters are left? Write them on the line.

The suitcase is not near any MUSIC

Clue #1: Circle It!
Circle each answer. Then, read the words.
When I lost my suitcase...

Clue #2: 2 Wrong Answers
Cross out the 2 kids with wrong answers on your recording sheet.

Clue #3: The Airplane
Put the correct answer in each box. Then, read what to do at the bottom.

Clue #4: Color the Planes
Solve each problem in the boxes. Color the airplanes based on your answers.

Clue #5: Travel the Globe
Solve the questions. Then, read what to do at the bottom.

How much money did you spend in India? \$3

How much less money did you spend in India than France? \$3

did you spend in Italy? \$3

The suitcase is in a place...
3: with 7 letters. 9: with 5 letters
6: with 6 letters. 12: with 8 letters

Which answer did you get most often?
Use that answer to figure out the final clue in the key!

Clue #3: The Airplane
Put the correct answer in each box. Then, read what to do at the bottom.

How many times did you fly on Monday?	How many times did you fly on Thursday?	How many times did you fly on Wednesday?	How many times did you fly on Monday and Wednesday in all?
M 2	X 5	U 2	S 4
How many times did you fly on Monday and Tuesday in all?	How many times did you fly on Tuesday?	How many times did you fly on Wednesday and Thursday in all?	How many times did you fly on Thursday?
I 9	X 7	X 7	C

Cross out the letters with the following answers:
5 and 7
Which letters are left? Write them on the line.

The suitcase is not near any MUSIC

Clue #3: The Airplane
Put the correct answer in each box. Then, read what to do at the bottom.

How many times did you fly on Monday?	How many times did you fly on Thursday?	How many times did you fly on Wednesday?	How many times did you fly on Monday and Wednesday in all?
M 2	L	U	S
How many times did you fly on Monday and Tuesday in all?	How many times did you fly on Tuesday?	How many times did you fly on Wednesday and Thursday in all?	How many times did you fly on Thursday and Wednesday in all?
I	S	T	C

Cross out the letters with the following answers:
5 and 7
Which letters are left? Write them on the line.

The suitcase is not near any

Short & Long Options

EASY & HARD OPTIONS

1. Students do the math on each clue page.
2. There is minimal reading on every page.
3. Students are handed a card showing what to cross out after completing each page.

The Easy Version shows a stack of clue cards. The top card is 'Clue #1: Write It!' with a table for writing answers. Below it is 'Clue #1 Graph' with a graph grid. To the right is 'Clue #2 Graph' with a table for transportation. At the bottom is 'Where is the Suitcase?' with a grid of countries and food items to be crossed out. The cards are color-coded: orange for Clue #1, yellow for Clue #2, and red for the Suitcase grid.

Clue #1: Write It!
Write each correct answer.

Pizzas are there?	How many pretzels are there?	Are there more pretzels or pizzas?
	9	pretzels

Clue #1 Graph
Count the food. Then, graph it.

10		
9		
8		

Clue #2 Graph
Types of Transportation Taken While Traveling

Train	2
Plane	9
Car	

Where is the Suitcase?
Figure out where you left the missing suitcase by solving each clue.

Italy	Japan	Canada	Germany
England	India	France	Ireland

Easy Version

1. Students do the math on each clue page.
2. Teachers help students read the words on each clue page to figure out the mystery "hints".
3. Students use "hints" to cross out wrong answers.

The Hard Version shows the same stack of clue cards as the Easy Version, but with additional hints circled in red. The 'Clue #1: Write It!' card has the word 'pretzels' circled. The 'Clue #1 Graph' card has the number '9' circled. The 'Clue #2 Graph' card has the number '2' circled. The 'Where is the Suitcase?' card has the word 'was' circled. The cards are color-coded: orange for Clue #1, yellow for Clue #2, and red for the Suitcase grid.

Clue #1: Write It!
Write each correct answer.

Pizzas are there?	How many pretzels are there?	Are there more pretzels or pizzas?
	9	pretzels

Clue #1 Graph
Count the food. Then, graph it.

10		
9		
8		
7	●	
6	●	
5	●	
4	●	
3	●	
2	●	
1	●	

Clue #2 Graph
Types of Transportation Taken While Traveling


Train	2
Plane	9
Car	

Where is the Suitcase?
Figure out where you left the missing suitcase by solving each clue.

Italy	Japan	Canada	Germany
England	India	France	Ireland

Hard Version

MATH FACT VERSION!




Same clues. Same mystery. Different math!

There is an extra version included that focuses on addition and subtraction facts to 20.

FAST FINISHER ACTIVITY



The Detective Agency sends
congratulations to:



Lindsay

You solved the mystery!



11/2

Date

AW


Presented by:

LET'S DRAW...
an island



THE LIFETIME LEARNER


LET'S DRAW...
a volcano



THE LIFETIME LEARNER

If students finish early,
give them a
certificate of completion
and a directed drawing
to complete while others
continue working.





MATH MYSTERY BENEFITS



- No Prep
- Print and Digital Versions
- 3 & 5 Clue Options
- Extra Math Facts Mystery
- Fun and Engaging
- Easy to Differentiate
- Encourages Critical Thinking
- Aligns with Math Standards
- Perfect for Review Days

Clue 4: Color the Planes

Solve each problem in the boxes. Color the airplanes based on your answers.

How many items did you buy on Day 1 and Day 2?	What day had the least number of items?	How many items did you buy on Day 3?	How many fewer items did you buy on Day 1 than Day 3?
A. 13 -color plane red <input checked="" type="radio"/> B. 10 -color plane blue C. 6 -color plane green D. 4 -color plane yellow	A. Day 3 -color plane red <input checked="" type="radio"/> B. Day 1 -color plane blue C. Day 2 -color plane green D. Day 4 -color plane yellow	A. 10 -color plane red B. 6 -color plane blue C. 4 -color plane green <input checked="" type="radio"/> D. 9 -color plane yellow	<input checked="" type="radio"/> A. 5 -color plane red B. 6 -color plane blue C. 7 -color plane green D. 8 -color plane yellow
			
<ul style="list-style-type: none">• 1 red plane• 0 yellow planes• 0 green planes• 3 blue planes <p>The suitcase is not near any trees.</p>	<ul style="list-style-type: none">• 1 red plane• 1 yellow plane• 1 green plane• 1 blue plane <p>The suitcase is not near any famous buildings.</p>	<ul style="list-style-type: none">• 1 red plane• 1 yellow plane• 2 green planes• 0 blue planes <p>The suitcase is somewhere near a tree.</p>	<ul style="list-style-type: none">• 1 red plane• 1 yellow plane• 0 green planes• 2 blue planes <p>The suitcase is near a famous building.</p>

What color planes do you see? Find the key that matches for your next hint!

THE LIFETIME LEARNER

In Kindergarten, this works well as a whole group lesson or in small groups at the teacher table.

Kindergarteners will need teacher support to read & understand the clues/directions

WHY TEACHERS LOVE THESE!

Ordinary math worksheets can be boring and unoriginal.

You want activities that are fun and engaging, but also rigorous and meaningful to student learning.

MATH MYSTERIES ARE EXACTLY WHAT YOU'VE BEEN LOOKING FOR!

Clue #1: Circle It!
Circle each answer. Then, read the words.
When I lost my suitcase...

Clue #2: 2 Wrong Answers
Cross out the 2 kids with wrong answers on your recording sheet.

How many plane rides are there?	How many train and plane rides are there in all?	How many train rides are there?
---------------------------------	--------------------------------------------------	---------------------------------

Clue #3: The Airplane
Put the correct answer in each box. Then, read what to do at the bottom.

Clue 4: Color the Planes
Solve each problem in the boxes. Color the airplanes based on your answers.

How many items did you	What day had the least	How many items did you	How many fewer items
------------------------	------------------------	------------------------	----------------------

Clue #5 Graph
How Much Money You Spent in Each Country

Country	Amount (\$)
India	3
Italy	8
France	6
Canada	3

The Detective Agency sends congratulations to:

Lindsay
You solved the mystery!

11/2 **AW**
Date Presented by:

LET'S DRAW...
an island

THE LIFETIME LEARNER

LET'S DRAW...
a volcano

THE LIFETIME LEARNER

Where is the Suitcase?
Figure out where you left the missing suitcase by solving each clue.

Italy	Japan	Canada	Germany
England	India	France	Ireland

Name: _____

solve the mystery

The Case of the Missing Luggage

THE LIFETIME LEARNER

WHAT MAKES MATH MYSTERIES UNIQUE?

Math Mysteries aren't just a copy of Reading Mysteries!

They have brand-new clues, focus on math skills, and even feature a different conclusion to the mystery.

The only thing that stays the same is the list of suspects students start with!

So, if you have both, students can play during math and then again during reading for double the fun.

Reading













**Example
of Clue 1**

Math

Clue #1: Find It!

Circle the boxes that start with sh-.

Read the words you circled from left to right like a book to solve the clue.

 can	 not	 eat	 food
 sing	 you	 eat	 3
 play	 pretzels	 antlers	 tusks

Write the phrase on the line. Cross the wrong places off your list.

not where you eat pretzels

Clue #1: Circle It!

Circle each answer. Then, read the words.

When I lost my suitcase...

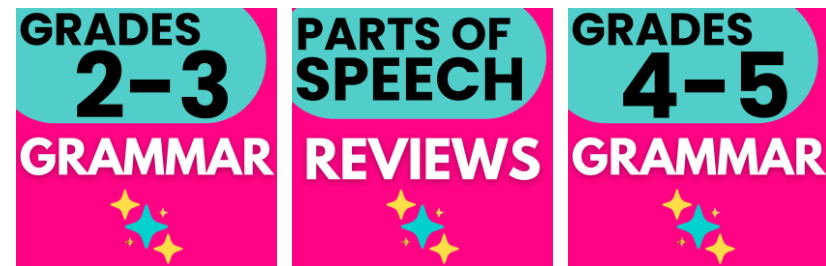
How many pizzas are there? 7	How many pretzels are there? 7	Are there more pretzels or pizzas? 9
the girl	food	I
How many less pretzels or pizzas? 2	How many more pretzels are there than pizzas? 2	How many fewer pizzas are there than pretzels? 1
the girl	any	meat

eating near food

KEEP THE FUN GOING!

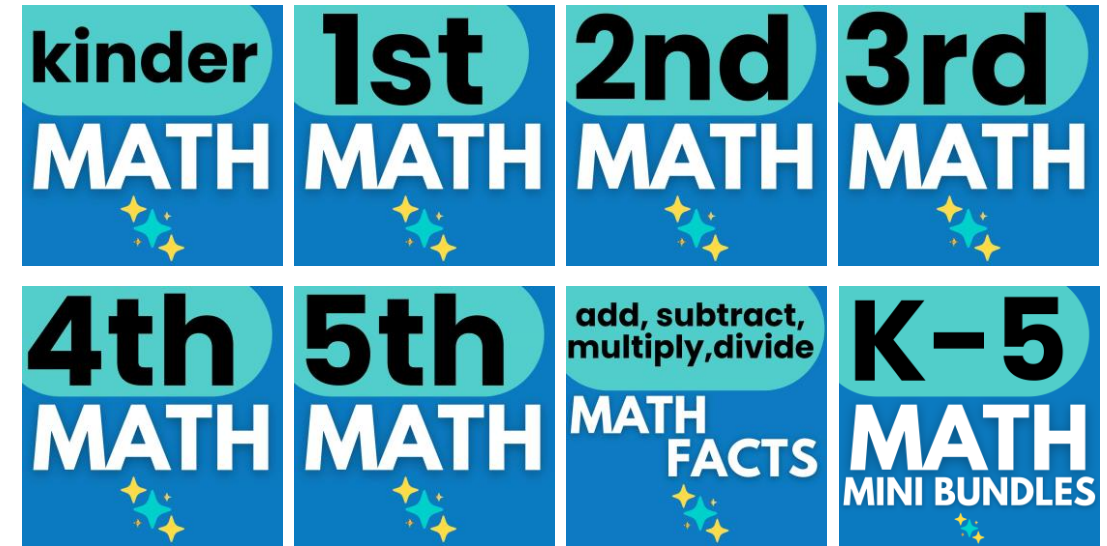
GRAB A **READING MYSTERY**:

Reading mysteries aren't just a copy of math. They come with fresh clues, unique reading challenges, and a new culprit, so students are solving an entirely different case!



MORE **MATH MYSTERIES**:

Explore other grade levels to differentiate and keep every student engaged.



**BUY A BUNDLE
TO SAVE BIG!**

