

WHAT IS THIS?

Clue #1: Picture Decoder
Write the answer on each line. Then, draw a line to each match.
Last, use the decoder at the bottom to solve the clue.

Clue #2: Error Analysis
Check each dinosaur's work. Put a check or an X next to each answer.

Clue #3: The Nest
First, write the answer on each egg in the nest.
Then, read what to do in the box at the bottom.

Clue #4: Color the Dinosaur
Solve each question. Circle the right answer and color in the picture. Then read the bottom.

Clue #5: Descrambler
Solve each question. When the letters are unscrambled, they will make up the clue.

solve the mystery
The Case of the Missing Dino Egg

Who Does the Egg Belong to?
Solve the clues to figure out which dinosaur the egg belongs to.

<input checked="" type="checkbox"/> I'm a herbivore.	<input checked="" type="checkbox"/> I'm a carnivore.	<input checked="" type="checkbox"/> I'm a herbivore.	<input checked="" type="checkbox"/> I'm an omnivore.
 Pachyrhinosaurus	 Pterodactyl	 Pachycephalosaurus	 Oviraptor
 T-Rex	 Spinosaurus	 Brontosaurus	 Triceratops

Students complete a series of clues to figure out who the egg belongs to!

HOW TO PLAY



What Happened?

An egg fell out of its nest. Your mission is to figure out which dinosaur the egg belongs to so you can put the egg back in the correct nest. Solve the clues to figure out what dinosaur the egg belongs to and solve the mystery!

1. Take a dinosaur list and then start solving each clue.
2. Each time you solve a clue, you will get closer to discovering which dinosaur the egg belongs to.
3. Cross out wrong dinosaurs each time you find out new information. Good luck!



THE LIFETIME LEARNER

Clue #1: Picture Decoder

Write the answer on each line. Then, draw a line to each match.
Last, use the decoder at the bottom to solve the clue.



Answers: 100 18 24 21 8 50 56 45 20
10x10 9x2 4x6 7x3 1x8 5x10 7x8 9x5 2x10

Letters: O M N I V O R E S

The egg does not belong to any:

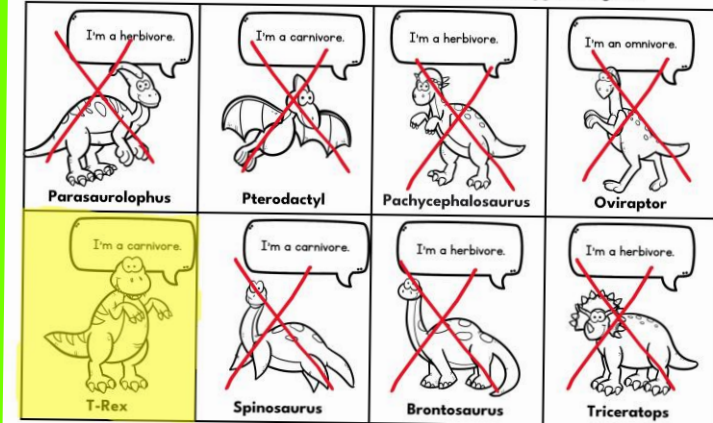
Use this decoder to help you figure out what letter is equal to each picture.



THE LIFETIME LEARNER

Who Does the Egg Belong to?

Solve the clues to figure out which dinosaur the egg belongs to.



Name: _____

THE LIFETIME LEARNER

Each time students solve a clue, it will reveal what dinosaur to cross out.
When all clues are completed, the mystery of the dinosaur egg will be solved!

SKILL PRACTICE

Clue #1: Picture Decoder

Write the answer on each line. Then, draw a line to each match.
Last, use the decoder at the bottom to solve the clue.

15 16 13

Answers: $\frac{20}{15+5}$ $\frac{13}{11+2}$




Letters: 0 M

The egg does not belong to any:

Use this decoder to help you figure out what letter is equal to each picture.

Clue #2: Error Analysis

Check each dinosaur's work. Put a check or an X next to each answer.

		
<input checked="" type="checkbox"/> $15-4=11$	<input checked="" type="checkbox"/> $10-6=4$	<input checked="" type="checkbox"/> $18-9=9$
<input checked="" type="checkbox"/> $8-5=3$	<input checked="" type="checkbox"/> $12-3=9$	<input checked="" type="checkbox"/> $4-6=7$
<input checked="" type="checkbox"/> $7-1=8$	<input checked="" type="checkbox"/> $2-1=0$	<input checked="" type="checkbox"/> $9-2=5$
<input checked="" type="checkbox"/> $6-2=4$	<input checked="" type="checkbox"/> $17-5=13$	<input checked="" type="checkbox"/> $4-3=1$

The dinosaur with the most correct answers is not the dinosaur missing an egg.

Clue #3: The Nest

5
 $\frac{10}{15}$

4
 $\frac{12}{16}$

7
 $\frac{14}{18}$

13
 $\frac{4}{17}$

8
 $\frac{5}{13}$

6
 $\frac{13}{19}$

4
 $\frac{1}{5}$

saurs walk
no legs.

- Version 1:
Addition & Subtraction Facts
- Version 2:
Multiplication & Division Facts

All clues focus on reviewing math facts!

MULTIPLE VERSIONS



Print & Digital Forms

Clue #1: Picture Decoder

Write the answer on each line. Then, draw a line to each match.
Last, use the decoder at the bottom to solve the clue.

Clue #2: Error Analysis

Check each dinosaur's work. Put a check or an X next to each answer.

Clue #3: The Nest

First, write the answer on each egg in the nest.
Then, read what to do in the box at the bottom.

3 Clue Version

Cross out the boxes with the following answers:

30, 90, 42, 48, 4, 15, 16, 5, 28

The letters that are left will reveal a message.

The dinosaur walks on Two legs.

Clue #1: Picture Decoder

Write the answer on each line. Then, draw a line to each match.
Last, use the decoder at the bottom to solve the clue.

Clue #2: Error Analysis

Check each dinosaur's work. Put a check or an X next to each answer.

Clue #3: The Nest

First, write the answer on each egg in the nest.
Then, read what to do in the box at the bottom.

Clue #4: Color the Dinosaur

Solve each question.
Circle the right answer
and color in the picture.

Clue #5: Descrambler

Solve each question. When the letters are unscrambled, they will make up the clue.






5 Clue Version






The dinosaur missing an egg:

D O E S N O T F L Y

Clue #5: Descrambler

Solve each question. When the letters are unscrambled, they will make up the clue.

 4 x 4 16	 9 x 7 63	 3 x 5 15	 6 x 2 12	 10 x 8 80
---	---	---	---	--






 9 x 4 36	 4 x 6 24	 8 x 7 56	 3 x 7 21	 5 x 9 45
---	---	---	---	---






The dinosaur missing an egg:

D O E S N O T F L Y

Clue #5: Descrambler

Solve each question. When the letters are unscrambled, they will make up the clue.

 4 x 4 16	 9 x 7 63	 3 x 5 15	 6 x 2 12	 10 x 8 80
---	---	---	---	--



 9 x 4 36	 4 x 6 24	 8 x 7 56	 3 x 7 21	 5 x 9 45
---	---	---	---	---

The dinosaur missing an egg:


D O E S N O T F L Y

Short & Long Options

FAST FINISHER ACTIVITY



The Detective Agency sends
congratulations to:



Lindsay



You solved the mystery!

11/2
Date

AW
Presented by:



LET'S DRAW...

a stegosaurus



LET'S DRAW...

brachiosaurus



If students finish early,
give them a
certificate of completion
and a directed drawing
to complete while others
continue working.

MATH MYSTERY BENEFITS



- No Prep
- Print and Digital Versions
- 3 & 5 Clue Options
- Fun and Engaging
- Easy to Differentiate
- Encourages Critical Thinking
- Aligns with Math Standards
- Perfect for Review Days

Clue #4: Color the Dinosaur

Solve each question. Circle the right answer and color in the picture. Then read the bottom.

Question 1:
$$\begin{array}{r} 20 \\ - 8 \\ \hline \end{array}$$
 D

A. 9 - red spots
B. 10 - blue spots
C. 11 - yellow spots
D. 12 - green spots

Question 2:
$$\begin{array}{r} 11 \\ - 2 \\ \hline \end{array}$$
 D

A. 14 - red body
B. 13 - blue body
C. 10 - yellow body
D. 9 - green body

Question 3:
$$\begin{array}{r} 16 \\ - 5 \\ \hline \end{array}$$
 C

A. 13 - red head spikes
B. 12 - blue head spikes
C. 11 - yellow head spikes
D. 10 - green head spikes

Question 4:
$$\begin{array}{r} 9 \\ - 5 \\ \hline \end{array}$$
 B

A. 3 - red leaves
B. 4 - blue leaves
C. 5 - yellow leaves
D. 6 - green leaves

Question 5:
$$\begin{array}{r} 12 \\ - 10 \\ \hline \end{array}$$
 B

A. 1 - red rock
B. 2 - blue rock
C. 3 - yellow rock
D. 4 - green rock

Question 6:
$$\begin{array}{r} 14 \\ - 8 \\ \hline \end{array}$$
 A

A. 6 - red eggs
B. 7 - blue eggs
C. 9 - yellow eggs
D. 10 - green eggs

Choose the key below that matches how you colored the picture of the dinosaur.

Key 1: Cross out the sarivores if the dinosaur has:

- Green spots
- Green body
- Yellow head spikes
- Blue leaves
- Red rock
- Blue eggs

Key 2: Cross out the herbivores if the dinosaur has:

- Green spots
- Green body
- Yellow head spikes
- Blue leaves
- Blue rock
- Red eggs

Key 3: Cross out the T-Rex if the dinosaur has:

- Green spots
- Green body
- Blue head spikes
- Yellow leaves
- Blue rock
- Red eggs

Key 4: Cross out the Pterodactyl if the dinosaur has:

- Yellow spots
- Green body
- Green head spikes
- Blue leaves
- Blue rock
- Red eggs

THE LIFETIME LEARNER

This can be used in partners, small groups with the teacher, table groups, centers, and more!

WHY TEACHERS LOVE THESE!

Ordinary math worksheets can be boring and unoriginal.

You want activities that are fun and engaging, but also rigorous and meaningful to student learning.

MATH MYSTERIES ARE EXACTLY WHAT YOU'VE BEEN LOOKING FOR!



WHAT MAKES MATH MYSTERIES UNIQUE?

Math Mysteries aren't just a copy of Reading Mysteries!

They have brand-new clues, focus on math skills, and even feature a different conclusion to the mystery.

The only thing that stays the same is the list of suspects students start with!

So, if you have both, students can play during math and then again during reading for double the fun.

Reading

Clue #1: Find It!

Fill in the ending to each adverb with **-ly**, **-ward**, **-wise**, or **-where**.
Then circle the ones with **-ly**. Read the words you circled from left to right like a book to solve the clue.

the The dinosaur loud <u>ly</u> roared.	cute The T. rex stomped for <u>ward</u> into the clearing.	dino The raptor quick <u>ly</u> chased its prey.	egg The little dinosaur couldn't find its herd any <u>where</u> .
wings The fossils were sorted length <u>wise</u> in the museum.	not The stegosaurus slow <u>ly</u> walked toward the water.	have The pterodactyl graceful <u>ly</u> glided above the trees.	
a The dinosaur bones were careful <u>ly</u> cleaned by scientists.	short Dinosaurs once lived every <u>where</u> across the world.	long The ankylosaurus brave <u>ly</u> stood its ground.	neck The herd moved cautious <u>ly</u> past the volcano.

Write the phrase on the line. Cross the wrong dinosaur off your list.










the dino does not have a long neck

Example of Clue 1

Math



























Clue #1: Picture Decoder

Write the answer on each line. Then, draw a line to each match.
Last, use the decoder at the bottom to solve the clue.

 100	 8	 18	 56	 50	 20	 21	 24	 45
100	8	18	56	50	20	21	24	45
10×10	9×2	4×6	7×3	1×8	5×10	7×8	9×5	2×10
O	M	N	I	V	O	R	E	S

The egg does not belong to any:

Use this decoder to help you figure out what letter is equal to each picture.

A = 	G = 	M = 	S = 	Y = 
B = 	H = 	N = 	T = 	Z = 
C = 	I = 	O = 	U = 	
D = 	J = 	P = 	V = 	
E = 	K = 	Q = 	W = 	
F = 	L = 	R = 	X = 	

KEEP THE FUN GOING!

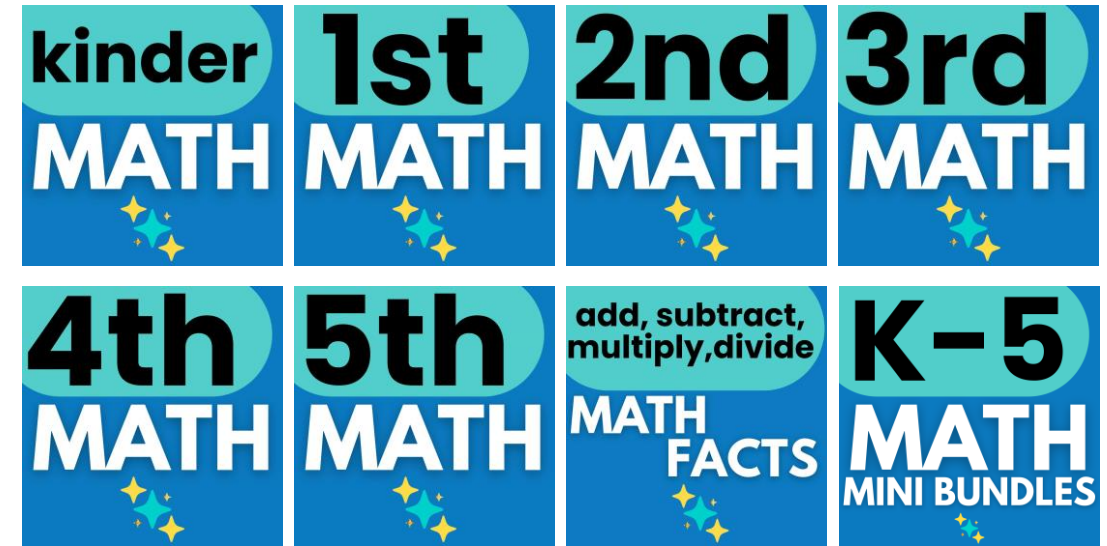
GRAB A READING MYSTERY:

Reading mysteries aren't just a copy of math. They come with fresh clues, unique reading challenges, and a new culprit, so students are solving an entirely different case!



MORE MATH MYSTERIES:

Explore other grade levels to differentiate and keep every student engaged.



BUY A BUNDLE
TO SAVE BIG!

