

WHAT IS THIS?



The image displays a variety of Halloween-themed educational materials. At the top, there are several colorful pencils and a stack of notebooks. Below these, there are several clue cards with different themes and activities. The central focus is a large card titled "solve the mystery" with a pumpkin character and the subtitle "The Case of the Missing Candy". To the right, there is a card titled "Who Stole the Candy?" featuring a grid of suspects and their preferences. The bottom of the image shows a large text area for students to write their answers.

Clue #1: Fill in the Blank

405 is 905 eyes 180 the 245 green 910 bow 570 a

Clue #2: Right or Wrong?

There are 18 pumpkins. There are 24 more candies than pumpkins. How many candies are there? **42**

There are 30 tombstones in the graveyard. 15 are taken out. How many tombstones remain? **15**

You see 65 monsters in the morning. When you come back at night, there are only 38 monsters. How many monsters left? **27**

Clue #3: Halloween Sort

Figure out each answer. Color the candies the same color as the bag they belong in. Tally up how many of each candy you find in each box.

0-10 11-20 21-30 31-40

Clue #4: The Haunted House

23+49 = 72

46+15 = 61

Clue #5: Picture Decoder

Find each answer. Then, draw a line to each match. Last, use the decoder at the bottom to solve the clue.

Answers: $\frac{5}{40 \div 8}$ $\frac{10}{90 \div 9}$ $\frac{4}{8 \div 2}$ $\frac{2}{20 \div 10}$ $\frac{3}{12 \div 4}$ $\frac{6}{36 \div 6}$ $\frac{9}{18 \div 2}$ $\frac{8}{24 \div 3}$ $\frac{7}{35 \div 5}$

Letters: C H O C O L A T E

The culprit doesn't like:

Use this decoder to help you figure out what letter is equal to each picture.

Who Stole the Candy?


As you solve each clue, cross out the suspects who did not take the candy. The suspect left at the end is the culprit!

Witch	Ghost	Vampire	Monster
I like green candy.	I like marshmallows!	I like red candy.	I don't like candy.
I like candy corn.	I like green candy.	I like chocolate candy.	I like chocolate candy.

Spooky Bones Frankenstein Mummy Pumpkin Head

Students complete a series of clues to figure out who took the missing candy!

HOW TO PLAY



What Happened?

Oh no! You put down your trick-or-treat bag for a second and someone took it. It's your job to figure out who took the Halloween candy. Solve the clues to figure out the mystery!

1. Take a suspect list and then start solving each clue.
2. Each time you solve a clue, you will get closer to discovering who the culprit (thief) is!
3. Cross out wrong suspects each time you find out new information. Good luck!



Clue #1: Fill in the Blank










16	is	7	eyes	9	the	15	green	2	bow	8	a
13	likes	17	wearing	19	red	12	hat	14	whoever	5	candy
11	took	20	marshmallow	3	eyes	4	candy	18	monster	6	not

19-5=	Answer: 14	Word: Whoever	12-7=	Answer: 5	Word: candy	19-2=	Answer: 17	Word: wearing
15-4=	Answer: 11	Word: took	20-4=	Answer: 16	Word: is	14-6=	Answer: 8	Word: a
18-9=	Answer: 9	Word: the	13-7=	Answer: 6	Word: not	16-4=	Answer: 12	Word: hat

Solve each problem. Write the answer. Then, write the word that goes with it. When you are done, read the words in order from top to bottom in each row to figure out the clue.

Who Stole the Candy?

As you solve each clue, cross out the suspects who did not take the candy. The suspect left at the end is the culprit!

 I like green candy.	 I like marshmallows.	 I like red candy.	 I don't like candy.
Witch		Vampire	Monster
 I like candy corn.	 I like green candy.	 I like chocolate candy.	 I like chocolate candy.
Spooky Bones	Frankenstein	Mummy	Pumpkin Head

Name: _____

Each time students solve a clue, it will reveal what suspect to cross out.

When all clues are completed, the mystery of the missing candy will be solved!

SKILL PRACTICE

Clue #1: Fill in the Blank

16	is	7	eyes	9	the	15	green	2	bow	8	a
13	likes	17	wearing					whoever			candy
11	took	20	marshmallow								

Answer: $19-5=$ Word:

$15-4=$ $18-9=$

Solve each problem. Write the answer words in order from top to bottom.

Clue #2: Right or Wrong?

4 $2+2$ 4	6 $3+4$ 7	8 $6+3$ 9
15 $9+5$ 14	3 $1+2$ 3	20 $13+7$ 20
9 $5+4$ 9	18 $15+2$ 17	6 $4+2$ 6

In each box, color a thumbs up or a thumbs down to show if the answer is correct.

How many answers were correct?

1 Correct = Cross out the witch. 2 Correct = Cross out the ghost. 3 Correct = Cross out Pumpkin Head. 4 Correct = Cross out Frankenstein.	5 Correct = Cross out the vampire. 6 Correct = Cross out the monster. 7 Correct = Cross out the mummy. 8 Correct = Cross out Spooky Bones.
--	---

Clue #3: Halloween Sort

Color the candies the same color as the bag they belong in. Tally up how many of each candy you find in each box.

15 -7	8 -3
9 -3	


Cross out the mummy if this is true:

- 2 orange candies
- 3 yellow candies
- 2 green candies
- 1 purple candy

- Version 1:
Addition & Subtraction Facts
- Version 2:
Multiplication & Division Facts

All clues focus on reviewing math facts!

MULTIPLE VERSIONS



Print & Digital Forms

Clue #1: Fill in the Blank

405	is	905	eyes	180	the	245	green	910	bow	570	a
-----	----	-----	------	-----	-----	-----	-------	-----	-----	-----	---

Clue #2: Right or Wrong?

There are 18 pumpkins. There are 24 more candies than pumpkins. How many candies?

There are 30 tombstones in the graveyard. 16 are taken out. How many tombstones are left?

You see 65 monsters in the morning. When you come back at night, there are only 38. How many monsters did you see?

Clue #3: Halloween Sort

Figure out each answer. Color the candies the same color as the bag they belong in. Tally up how many of each candy you find in each box.

40	24	36	12
----	----	----	----

3 Clue Version

Cross out the witch if this is true:

- 1 orange candy
- 3 yellow candies
- 3 green candies
- 2 purple candies

Cross out Frankenstein if this is true:

- 1 orange candy
- 2 yellow candies
- 3 green candies
- 3 purple candies

Cross out the monster if this is true:

- 1 orange candy
- 3 yellow candies
- 2 green candies
- 2 purple candies

Cross out the mummy if this is true:

- 2 orange candies
- 3 yellow candies
- 2 green candies
- 1 purple candy

Clue #1: Fill in the Blank

405	is	905	eyes	180	the	245	green	910	bow	570	a
-----	----	-----	------	-----	-----	-----	-------	-----	-----	-----	---

Clue #2: Right or Wrong?

There are 18 pumpkins. There are 24 more candies than pumpkins. How many candies?

There are 30 tombstones in the graveyard. 16 are taken out. How many tombstones are left?

You see 65 monsters in the morning. When you come back at night, there are only 38. How many monsters did you see?

Clue #3: Halloween Sort

Figure out each answer. Color the candies the same color as the bag they belong in. Tally up how many of each candy you find in each box.

40	24	36	12
----	----	----	----

Clue #4: The Haunted House

Find each answer. Then, draw a line to each match. Last, use the decoder at the bottom to solve the clue.

7	4	8	5	2	9	3	6	10
---	---	---	---	---	---	---	---	----

Clue #5: Picture Decoder

Find each answer. Then, draw a line to each match. Last, use the decoder at the bottom to solve the clue.

7	4	8	5	2	9	3	6	10
---	---	---	---	---	---	---	---	----

5 Clue Version

Answers:

Letters:

The culprit doesn't like:

Use this decoder to help you figure out what letter is equal to each picture.

B = H = N = T = Z =

C = I = O = U =

D = J = P = V =

E = K = Q = W =

F = L = R = X =

Clue #1: Fill in the Blank

80	is	72	eyes	49	the	36	green	28	bow	12	a
48	likes	35	wearing	16	red	40	hat	45	whoever	60	candy
18	took	8	marshmallow	56	eyes	20	candy	32	monster	24	not

Solve each problem. Write the answer. Then, write the word that goes with it. When words in order from top to bottom in each row to figure out the clue.

5x9=	45	whoever	4x5=	20	candy	7x
6x3=	18	took	8x10=	80	is	2x
7x7=	49	the	3x8=	24	not	10x

Clue #1: Fill in the Blank


80	is	72	eyes	49	the	36	green	28	bow	12	a
48	likes	35	wearing	16	red	40	hat	45	whoever	60	candy
18	took	8	marshmallow	56	eyes	20	candy	32	monster	24	not

Solve each problem. Write the answer. Then, write the word that goes with it. When you are done, read the words in order from top to bottom in each row to figure out the clue.


5x9=	45	whoever	4x5=	20	candy	7x5=	35	wearing
6x3=	18	took	8x10=	80	is	2x6=	12	a
7x7=	49	the	3x8=	24	not	10x4=	40	hat

Short & Long Options

FAST FINISHER ACTIVITY



**The Detective Agency sends
congratulations to:**





Lindsay
You solved the mystery!

11/2
Date

AW
Presented by:



THE LIFETIME LEARNER

LET'S DRAW...
a witch hat



THE LIFETIME LEARNER


LET'S DRAW...
a spider



THE LIFETIME LEARNER

If students finish early,
give them a
certificate of completion
and a **directed drawing**
to complete while others
continue working.

MATH MYSTERY BENEFITS



- No Prep
- Print and Digital Versions
- 3 & 5 Clue Options
- Fun and Engaging
- Easy to Differentiate
- Encourages Critical Thinking
- Aligns with Math Standards
- Perfect for Review Days

Clue #4: The Haunted House

$3+9$	$5+4$	$8+8$
12	9	16
G	B	R
$9+8$	$7+6$	$10+8$
17	13	18
P	E	I

$6+8$	$5+6$	$18+2$
14	11	20
L	J	E
$12+3$	$7+3$	$14+5$
15	10	19
N	D	K

First, write the answer in each box on the haunted house. Then, read what to do in the box at the bottom.

Cross out the boxes with the following answers:
19, 17, 14, 18, 9, 11, 10

The letters that are left will reveal a message.

The culprit does not like candy that is
GREEN

THE LIFETIME LEARNER

This can be used in
partners, small
groups with the
teacher, table
groups, centers, and
more!

WHY TEACHERS LOVE THESE!

Ordinary math worksheets can be boring and unoriginal.

You want activities that are fun and engaging, but also rigorous and meaningful to student learning.

MATH MYSTERIES ARE EXACTLY WHAT YOU'VE BEEN LOOKING FOR!

Clue #1: Fill in the Blank

30	is	118	eyes	96	the	71	green	73	bow	58	a
----	----	-----	------	----	-----	----	-------	----	-----	----	---

Clue #2: Right or Wrong?

There are 18 pumpkins. There are 24 more candies than pumpkins. How many candies are there? **Answer: 42**

There are 30 tombstones in the graveyard. 16 are taken out. How many tombstones remain? **Answer: 14**

You see 65 monsters in the morning. When you come back at night, there are only 38 monsters. How many monsters left? **Answer: 27**

Clue #3: Halloween Sort

Figure out each answer. Color the candies the same color as the bag they belong in. Tally up how many of each candy you find in each box.

Clue #4: The Haunted House

Clue #5: Picture Decoder

Find each answer. Then, draw a line to each match. Last, use the decoder at the bottom to solve the clue.

7	14	18	15	12	9	13	16	10
---	----	----	----	----	---	----	----	----

Answers: 15, 10, 14, 12, 13, 16, 9, 18, 7

Letters: C, H, O, C, O, L, A, T, E

The culprit doesn't like:

Use this decoder to help you figure out what letter is equal to each picture.

A =	G =	M =	S =	Y =
B =	H =	N =	T =	Z =
C =	I =	O =	U =	
D =	J =	P =	V =	
E =	K =	Q =	W =	
F =	L =	R =	X =	

The Detective Agency sends congratulations to:

Lindsay

You solved the mystery!

11/2 **SW**

Date Presented by:

LET'S DRAW... a witch hat

1 2 3 4 5 6 Color It!

LET'S DRAW... a spider

1 2 3 4 5 6 Color It!

Who Stole the Candy?

As you solve each clue, cross out the suspects who did not take the candy. The suspect left at the end is the culprit!

Witch I like green candy.	Ghost I like marshmallows.	Vampire I like red candy.	Monster I don't like candy.
Spooky Bones I like candy corn.	Frankenstein I like green candy.	Mummy I like chocolate candy.	Pumpkin Head I like chocolate candy.

Name:

solve the mystery

The Case of the Missing Candy

THE LIFETIME LEARNER

WHAT MAKES MATH MYSTERIES UNIQUE?

Math Mysteries aren't just a copy of Reading Mysteries!

They have brand-new clues, focus on math skills, and even feature a different conclusion to the mystery.

The only thing that stays the same is the list of suspects students start with!

So, if you have both, students can play during math and then again during reading for double the fun.

Reading

Clue #1: Find It!

Circle the sentences that include abstract nouns. Cross out sentences without abstract nouns.
Read the words you circled from left to right like a book to solve the clue.

the The haunted house was on the corner.	red A bag of candy spilled across the sidewalk.	thief The witch showed no <u>kindness</u> to the lost traveler.	big The vampire wore a long cloak and shiny boots.
has The monster's <u>anger</u> echoed through the halls.	leg The bats hung upside down from the ceiling.	fang A cold wind pushed the door open with a creak.	smile The children's <u>excitement</u> grew as Halloween night began.
a The creepy mansion held a sense of <u>loneliness</u> inside.	no The witch flew across the moon on her broomstick.	frown The ghost rattled the old chains in the attic.	

Write the phrase on the line. Cross the wrong suspect off your list.

the thief has a smile

Example
of Clue 1

Math

Clue #1: Fill in the Blank

16 <u>is</u>	7 eyes	9 <u>the</u>	15 green	2 bow	8 <u>a</u>
13 likes	17 <u>wearing</u>	19 red	12 <u>hat</u>	14 <u>whoever</u>	5 <u>candy</u>
11 <u>took</u>	20 marshmallow	3 eyes	4 candy	18 monster	6 <u>not</u>

Answer: Word: 14 Whoever 12-7= 5 candy 19-2= 17 wearing
15-4= 11 took 20-4= 16 is 14-6= 8 a
18-9= 9 the 13-7= 6 not 16-4= 12 hat

Solve each problem. Write the answer. Then, write the word that goes with it. When you are done, read the words in order from top to bottom in each row to figure out the clue.

KEEP THE FUN GOING!

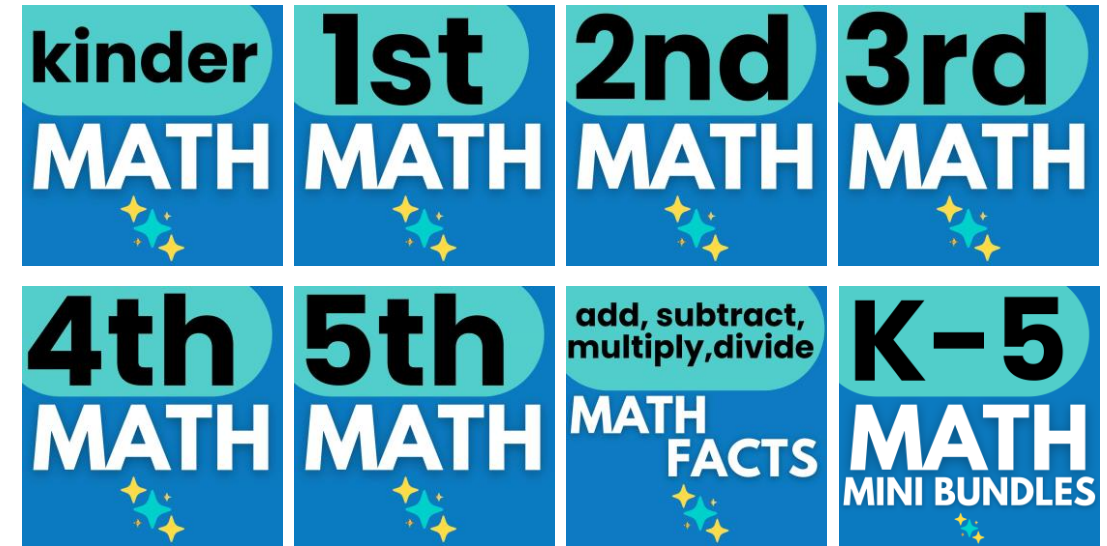
GRAB A **READING MYSTERY**:

Reading mysteries aren't just a copy of math. They come with fresh clues, unique reading challenges, and a new culprit, so students are solving an entirely different case!



MORE **MATH MYSTERIES**:

Explore other grade levels to differentiate and keep every student engaged.



BUY A BUNDLE
TO **SAVE BIG!**

