

WHAT IS THIS?



Clue #1: Descrambler
Solve each question. When the letters are unscrambled, they will make up the clue.

Clue #2: Multiple Choice
Solve each question. Circle the right answer. Then read the bottom.

Clue #3: Food Sort
Figure out each answer. Write it on the butter. Color the bread the same color as the plate they belong on.

Clue #4: The Dinner Table

Clue #5: Picture Decoder
Find each answer. Then, draw a line to each match. Last, use the decoder at the bottom to solve the clue.

Answers: 14, 20, 17, 19, 13, 16, 15, 18, 11
Letters: N, O, T, Y, E, L, L, O, W

Cross out the foods that are:

Use this decoder to help you figure out what letter is equal to each picture.

solve the mystery

The Case of the Thanksgiving Feast

THE LIFETIME LEARNER

What Do I Bring?

As you solve each clue, cross out the items that do not belong. The food left at the end is what you need to bring!


Pie	Ham	Bread	Gravy
Corn	Turkey	Mashed Potatoes	Peas

Name: _____

THE LIFETIME LEARNER

Students complete a series of clues to figure out what food to bring to Thanksgiving dinner!


HOW TO PLAY



What Happened?

Oh no! You forgot what you are supposed to bring to Thanksgiving dinner! You don't want to let anyone down. Solve the clues to figure out the mystery so you can still show up with your dish!

1. Take a food list and then start solving each clue.
2. Each time you solve a clue, you will get closer to discovering what food you need to bring!
3. Cross out wrong items each time you find out new information. Good luck!



Clue #1: Descrambler

Solve each question. When the letters are unscrambled, they will make up the clue.

56 W	5x9	9x10	3x6	E
7x8	T 45	90 T	18 A	28 7x4
30 E	4x6	48 S	5x7	81 R
6x5	T 24	8x6	35 E	9x9









Place the correct letter on top of each matching answer.

Someone else is bringing a:

S W E E T T R E A T

What Do I Bring?

As you solve each clue, cross out the items that do not belong. The food left at the end is what you need to bring!

 Pie	 Ham	 Bread	 Gravy
 Corn	 Turkey	 Mashed Potatoes	 Peas

Name: _____

Each time students solve a clue, it will reveal what foods to cross out.

When all clues are completed, the mystery of the Thanksgiving feast will be solved!

SKILL PRACTICE

Clue #1: Descrambler
Solve each question. When the letters are unscrambled, they will make up the clue.

19 W 11+8 5+9 10+10 5+6 E
18 E 13+2 4+14
S W E
10 19 16

Clue #2: Multiple Choice
Solve each question. Circle the right answer. Then read the bottom.

18-5 B
A. 12
B. 13
C. 14
D. 15

14-6 A
A. 8
B. 9
C. 6
D. 7

20-9 D
A. 9
B. 12
C. 10
D. 11

15-8 C
A. 6
B. 8
C. 7
D. 9

19-10 C
A. 12
B. 11
C. 9
D. 10

13-8 B
A. 4
B. 5
C. 6
D. 7

16-4 B
A. 11
B. 12
C. 13
D. 14

11-7 D
A. 6
B. 5
C. 3
D. 4

Circle how many you chose in each box below. Then, read the phrase to know what to cross out.

How many As did you circle? 1 A = grandma 2 As = mom 3 As = grandpa 4 As = dad	How many Bs did you circle? 1 B = hates 2 Bs = is not 3 Bs = is already 4 Bs = loves	How many Cs did you circle? 1 C = cooking 2 Cs = bringing 3 Cs = any 4 Cs = allergic to	How many Ds did you circle? 1 D = gravy 2 Ds = bread 3 Ds = peas 4 Ds = turkey
--	--	---	--

Clue #3: Food Sort
Solve each question. Write it on the butter. Color the bread the same color as the plate they belong on.


6+12 4+16 4+15 11+8 13+5

Cross out foods that are fruits if there are:
• 2 brown foods
• 3 orange foods
• 2 red foods
• 3 yellow foods

- Version 1:
Addition & Subtraction Facts
- Version 2:
Multiplication & Division Facts

All clues focus on reviewing math facts!

MULTIPLE VERSIONS



Print & Digital Forms

Clue #1: Descrambler
Solve each question. When the letters are unscrambled, they will make up the clue.

Clue #2: Multiple Choice
Solve each question. Circle the right answer. Then read the bottom.

Clue #3: Food Sort
Figure out each answer. Write it on the butter. Color the bread the same color as the plate they belong on.

3 Clue Version

5 brown
6 orange
7 red
8 yellow

Cross out foods that are vegetables if there are:
• 3 brown foods
• 2 orange foods
• 2 red foods
• 3 yellow foods

Cross out foods that are meats if there are:
• 3 brown foods
• 4 orange foods
• 2 red foods
• 3 yellow foods

Cross out foods that are bread if there are:
• 2 brown foods
• 3 orange foods
• 2 red foods
• 2 yellow foods

Cross out foods that are fruits if there are:
• 3 brown foods
• 3 orange foods
• 2 red foods
• 3 yellow foods

Clue #1: Descrambler
Solve each question. When the letters are unscrambled, they will make up the clue.

Clue #2: Multiple Choice
Solve each question. Circle the right answer. Then read the bottom.

Clue #3: Food Sort
Figure out each answer. Write it on the butter. Color the bread the same color as the plate they belong on.

Clue #4: The Dinner Table

Clue #5: Picture Decoder
Find each answer. Then, draw a line to each match. Last, use the decoder at the bottom to solve the clue.

5 Clue Version

Answers: 6 5 8
30 45 48 ÷ 6
Letters: N O W

Cross out the foods that are:

Use this decoder to help you figure out what letter is equal to each picture.

B = H = N = T = Z =
C = I = O = U =
D = J = P = V =
E = K = Q = W =
F = L = R = X =

Clue #1: Descrambler
Solve each question. When the letters are unscrambled, they will make up the clue.

56 W 5x9 9x10 3x6 E
7x8 T 45 90 T 18 A 28 7x4

4x6 48 5x7 81
30 E T 24 S 35 E R
6x5 8x6 9x9

Place the correct letter on top of each matching answer.

Someone else is bringing a:

S W E E T T R E

48 56 35 28 90 45 81 30

Clue #1: Descrambler
Solve each question. When the letters are unscrambled, they will make up the clue.

56 W 5x9 9x10 3x6 E
7x8 T 45 90 T 18 A 28 7x4

4x6 48 5x7 81
30 E T 24 S 35 E R
6x5 8x6 9x9

Place the correct letter on top of each matching answer.


Someone else is bringing a:

S W E E T T R E A T


48 56 35 28 90 45 81 30 18 24

Short & Long Options

FAST FINISHER ACTIVITY



The Detective Agency sends
congratulations to:



Lindsay


You solved the mystery!

11/2
Date

AW
Presented by:

LET'S DRAW...


a scarecrow



THE LIFETIME LEARNER

LET'S DRAW...

a pumpkin




THE LIFETIME LEARNER


If students finish early,
give them a
certificate of completion
and a directed drawing
to complete while others
continue working.

MATH MYSTERY BENEFITS



- No Prep
- Print and Digital Versions
- 3 & 5 Clue Options
- Fun and Engaging
- Easy to Differentiate
- Encourages Critical Thinking
- Aligns with Math Standards
- Perfect for Review Days

Clue #4: The Dinner Table 



17-5 M 12	15-13 L 2	20-11 E 9	16-8 I 8	14-8 A 6	19-6 R 13
16-9 Q 7	18-15 D 3	12-7 U 5	13-9 I 4	15-14 T 1	11-1 D 10

First, write the answer in each box on the dinner table.
Then, read what to do in the box at the bottom.

Cross out the boxes with the following answers:
9,1,13,12,3,6
The letters that are left will reveal a message.

The food is not a:
Liquid

THE LIFETIME LEARNER

This can be used in
partners, small
groups with the
teacher, table
groups, centers, and
more!

WHY TEACHERS LOVE THESE!

Ordinary math worksheets can be boring and unoriginal.

You want activities that are fun and engaging, but also rigorous and meaningful to student learning.

MATH MYSTERIES ARE EXACTLY WHAT YOU'VE BEEN LOOKING FOR!

Clue #1: Descrambler
Solve each question. When the letters are unscrambled, they will make up the clue.

Clue #2: Multiple Choice
Solve each question. Circle the right answer. Then read the bottom.

Clue #3: Food Sort
Figure out each answer. Write it on the butter. Color the bread the same color as the plate they belong on.

Clue #4: The Dinner Table

Clue #5: Picture Decoder
Find each answer. Then, draw a line to each match. Last, use the decoder at the bottom to solve the clue.

Answers: $\frac{6}{30 \div 5}$, $\frac{63}{9 \times 7}$, $\frac{7}{49 \div 7}$, $\frac{24}{4 \times 6}$, $\frac{10}{40 \div 4}$, $\frac{16}{2 \times 8}$, $\frac{9}{63 \div 7}$, $\frac{25}{5 \times 5}$, $\frac{8}{48 \div 6}$

Letters: N O T Y E L L O W

Cross out the foods that are:

Use this decoder to help you figure out what letter is equal to each picture.

A = G = M = S = Y =
B = H = N = T = Z =
C = J = O = U =
D = K = P = V =
E = L = Q = W =
F = R = X =

The Detective Agency sends congratulations to:

Lindsay

You solved the mystery!

Date: **11/2** Presented by: **SW**

LET'S DRAW...
a scarecrow

1 2 3 4 5 6 Color It!

LET'S DRAW...
a pumpkin

1 2 3 4 5 6 Color It!

What Do I Bring?

As you solve each clue, cross out the items that do not belong. The food left at the end is what you need to bring!

Pie	Ham	Bread	Gravy
Corn	Turkey	Mashed Potatoes	Peas

Name: _____

solve the mystery

The Case of the Thanksgiving Feast

WHAT MAKES MATH MYSTERIES UNIQUE?

Math Mysteries aren't just a copy of Reading Mysteries!

They have brand-new clues, focus on math skills, and even feature a different conclusion to the mystery.

The only thing that stays the same is the list of suspects students start with!

So, if you have both, students can play during math and then again during reading for double the fun.

Reading

Clue #1: Fill in the Blank

<i>something</i> will play	<i>ham</i> ate	<i>leg</i> sneak	<i>crust</i> stirred	<i>need</i> will eat	<i>you</i> cooked
<i>pie</i> smell	<i>poured</i> smelled	<i>to</i> set	<i>corn</i> say	<i>bring</i> are watching	<i>red</i> played
<i>plate</i> hes	<i>ham</i> will cook	<i>that</i> snuck	<i>blue</i> sat	<i>is</i> said	

Below, find the matching verb above. Then write the word in italics in each box.

Earlier, Uncle Joe _____ the turkey.	Word: <i>you</i>	The dog _____ a bite of turkey off my plate.	Word: <i>that</i>
Right now, Grandma _____ the potatoes in the bowl.	Word: <i>don't</i>	At this moment, we _____ the parade.	Word: <i>bring</i>
Tomorrow, we _____ pumpkin pie with whipped cream.	Word: <i>need</i>	Later, the kids _____ outside.	Word: <i>something</i>
		The kitchen _____ like cinnamon.	Word: <i>poured</i>

When you are done, read the words in order from top to bottom in each row to figure out the clue.

Example of Clue 1

Math

Clue #1: Descrambler

Solve each question. When the letters are unscrambled, they will make up the clue.

56 W	5x9	9x10	3x6	E
7x8	T 45	90 T	18 A	28
	4x6	48	5x7	81
E	T 24	S	35 E	R
6x5	8x6	9x9		

Place the correct letter on top of each matching answer.

Someone else is bringing a:

S	W	E	E	T	T	R	E	A	T
48	56	35	28	90	45	81	30	18	24

KEEP THE FUN GOING!

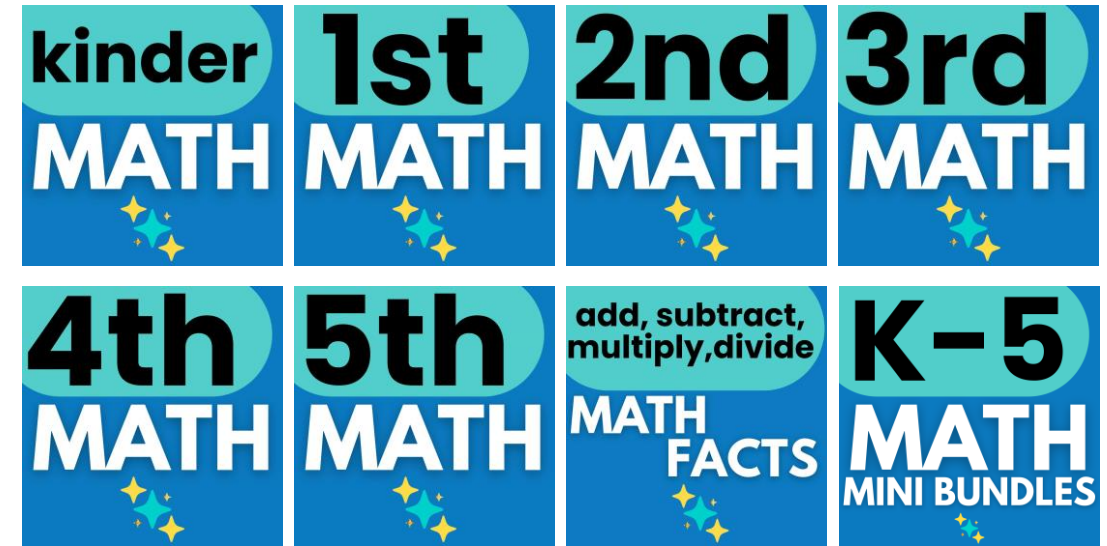
GRAB A **READING MYSTERY**:

Reading mysteries aren't just a copy of math. They come with fresh clues, unique reading challenges, and a new culprit, so students are solving an entirely different case!



MORE **MATH MYSTERIES**:

Explore other grade levels to differentiate and keep every student engaged.



BUY A BUNDLE
TO **SAVE BIG!**

