

WHAT IS THIS?



Clue #1: Descrambler
Solve each question. When the letters are unscrambled, they will make up the clue.

Clue #2: Color the Snowman
Solve each question. Circle the right answer and color in the picture. Then read the bottom.

Clue #3: The Snow Family
First, write the answer on each snowball. Then, read what to do in the box at the bottom.

Clue #4: Snow Globe Sort
Write the answer on the bottom of each snow globe. Color the snow globe the same color as the snowflake they go with.

Clue #5: Picture Decoder
Find each answer. Then, draw a line to each match. Last, use the decoder at the bottom to solve the clue.

Answers: 7, 9, 13, 8, 5, 3, 16, 10, 17
Letters: A R M S A R E U P

Both of my snowman's...
Use this decoder to help you figure out what letter is equal to each picture.

A =	G =	M =	S =	Y =
B =	H =	N =	T =	Z =
C =	I =	O =	U =	
D =	J =	P =	V =	
E =	K =	Q =	W =	
F =	L =	R =	X =	

solve the mystery

THE LIFETIME LEARNER

The Case of the Winter Snowman

Which Snowman is Mine?


As you solve each clue, cross out the wrong answers. The snowman left at the end is the one I built!

Snowman #1	Snowman #2	Snowman #3	Snowman #4
Snowman #5	Snowman #6	Snowman #7	Snowman #8

Name: _____

Students complete a series of clues to figure out which is the mystery snowman!

HOW TO PLAY



What Happened?

Lots of kids who live in the neighborhood built a snowman for everyone to see. Can you figure out which one I built? Solve the clues to figure out the mystery and reveal which snowman belongs to me!







1. Take a snowman list and then start solving each clue.
2. Each time you solve a clue, you will get closer to discovering which snowman is mine.
3. Cross out wrong snowmen each time you find out new information. Good luck!



THE LIFETIME LEARNER

Clue #1: Descrambler

Solve each question. When the letters are unscrambled, they will make up the clue.

5x4 20	 L	8x7 56	 R	3x10 36	 E
6x9 54	 C	9x2 18	 I	7x5 35	 C

Place the correct letter on top of each matching answer.

My snowman's body has at least one:









C I R C L E

54 18 56 35 20 30

THE LIFETIME LEARNER

Which Snowman is Mine?

As you solve each clue, cross out the wrong answers. The snowman left at the end is the one I built!

 Snowman #1	 Snowman #2	 Snowman #3	 Snowman #4
 Snowman #5	 Snowman #6	 Snowman #7	 Snowman #8

Name: _____

THE LIFETIME LEARNER

Each time students solve a clue, it will reveal what snowman to cross out.

When all clues are completed, the mystery of the winter snowman will be solved!

SKILL PRACTICE

Clue #1: Descrambler
Solve each question. When the letters are unscrambled, they will make up the clue.

$5+6$
11

$6+1$
7

Place the correct letter in the box.

My snowman has a C nose and I ice skates.

14 8

Clue #2: Color the Snowman
Solve each question. Circle the right answer and color in the picture. Then read the bottom.

$20-3$ $14-6$ $9-4$

A. 14 - red hat A. 8 - blue scarf A. 7 - red ice skates
B. 15 - blue hat B. 7 - red scarf B. 6 - blue ice skates
C. 16 - yellow hat C. 9 - yellow scarf C. 5 - yellow ice skates
D. 17 - green hat D. 6 - green scarf D. 4 - green ice skates

$15-7$ $4-2$ $11-9$

A. 8 - red nose A. 0 - red pond A. 1 - yellow trees
B. 9 - yellow nose B. 3 - green pond B. 2 - green trees
C. 10 - blue nose C. 1 - yellow pond C. 3 - red trees
D. 11 - green nose D. 2 - blue pond D. 4 - blue trees

Choose the key below that matches how you colored the picture of the snowman.

Cross out Snowman #2 if he has: • Green hat • Blue scarf • red ice skates • yellow nose • Blue pond • Green trees	Cross out Snowman #3 if he has: • blue hat • green scarf • Yellow ice skates • Red nose • Blue pond • Green trees	Cross out Snowman #4 if he has: • Green hat • Blue scarf • Yellow ice skates • Red nose • Blue pond • Green trees	Cross out Snowman #6 if he has: • Green hat • Blue scarf • Yellow ice skates • Red nose • green pond • blue trees
---	---	---	---

Clue #3: The Snow Family
Solve each question. Circle the answer on each snowball. Then, read what to do in the box at the bottom.

hat $1+3$ X

scarf $7+2$ X 9

hat $1+7$ 8

scarf $6+4$ X 10


an has on a:

THE LIFETIME LEARNER

- Version 1:
Addition & Subtraction Facts
- Version 2:
Multiplication & Division Facts

All clues focus on reviewing math facts!

MULTIPLE VERSIONS



Print & Digital Forms

Clue #1: Descrambler
Solve each question. When the letters are unscrambled, they will make up the clue.

Clue #2: Color the Snowman
Solve each question. Circle the correct answer.

Clue #3: The Snow Family
First, write the answer on each snowball. Then, read what to do in the box at the bottom.

3 Clue Version

Cross out the boxes with the following answers:
56, 15, 70, 10, 36, 54, 8, 25

What word is left? Write it on the line.
My snowman has on a: hat

Clue #1: Descrambler
Solve each question. When the letters are unscrambled, they will make up the clue.

Clue #2: Color the Snowman
Solve each question. Circle the correct answer.

Clue #3: The Snow Family
First, write the answer on each snowball. Then, read what to do in the box at the bottom.

Clue #4: Snow Globe Sort
Write the answer on the bottom of each snow globe. Color the snow globe the same color as the snowflake they go with.

Clue #5: Picture Decoder
Find each answer. Then, draw a line to each match. Last, use the decoder at the bottom to solve the clue.

5 Clue Version

Answers: 20, 56, 36, 54, 18, 35, 48, 6x8

Letters: L, R, E, C, I, C, L, E

Both of my snowman's...
Use this decoder to help you figure out what letter is equal to each picture.

Clue #1: Descrambler
Solve each question. When the letters are unscrambled, they will make up the clue.

5x4 20	L	8x7 56	R	3x10 36	E
6x9 54	C	9x2 18	I	7x5 35	C

Place the correct letter on top of each matching answer.
My snowman's body has at least one: C I R C L E



Clue #1: Descrambler
Solve each question. When the letters are unscrambled, they will make up the clue.

5x4 20	L	8x7 56	R	3x10 36	E
6x9 54	C	9x2 18	I	7x5 35	C


Place the correct letter on top of each matching answer.
My snowman's body has at least one: C I R C L E

Short & Long Options

FAST FINISHER ACTIVITY



The Detective Agency sends congratulations to:



Lindsay

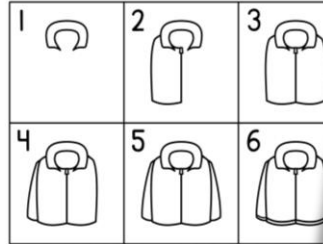
You solved the mystery!

11/2
Date

AW
Presented by:

LET'S DRAW...

a jacket



THE LIFETIME LEARNER

LET'S DRAW...



a penguin



THE LIFETIME LEARNER

If students finish early, give them a certificate of completion and a directed drawing to complete while others continue working.

MATH MYSTERY BENEFITS



- No Prep
- Print and Digital Versions
- 3 & 5 Clue Options
- Fun and Engaging
- Easy to Differentiate
- Encourages Critical Thinking
- Aligns with Math Standards
- Perfect for Review Days

Clue #4: Snow Globe Sort

Write the answer on the bottom of each snow globe. Color the snow globe the same color as the snowflake they go with.

1-5 gray	19-3 16	18-8 10	15-9 6	14-7 7	16-5 11
6-10 purple	9-6 3	14-3 11	20-2 18	8-7 1	19-2 17
11-15 light blue	16-20 dark blue				

Then, find the correct key at the bottom to solve the clue!

Cross out snowmen with scarfs if there are: <ul style="list-style-type: none">• 3 gray globes• 2 light blue globes• 3 dark blue globes• 2 purple globes	Cross out snowmen with NO scarf if there are: <ul style="list-style-type: none">• 2 gray globes• 2 light blue globes• 3 dark blue globes• 3 purple globes	Cross out snowmen with 1 arm if there are: <ul style="list-style-type: none">• 2 gray globes• 3 light blue globes• 2 dark blue globes• 3 purple globes	Cross out snowmen with 2 arms if there are: <ul style="list-style-type: none">• 3 gray globes• 3 light blue globes• 2 dark blue globes• 2 purple globes
--	--	---	--

THE LIFETIME LEARNER

This can be used in partners, small groups with the teacher, table groups, centers, and more!

WHY TEACHERS LOVE THESE!

Ordinary math worksheets can be boring and unoriginal.

You want activities that are fun and engaging, but also rigorous and meaningful to student learning.

MATH MYSTERIES ARE EXACTLY WHAT YOU'VE BEEN LOOKING FOR!

Clue #1: Descrambler
Solve each question. When the letters are unscrambled, they will make up the clue.

Clue #2: Color the Snowman
Solve each question. Circle the right answer and color in the picture. Then read the bottom.

$\begin{array}{r} 327 \\ - 95 \\ \hline 232 \end{array}$	$\begin{array}{r} 452 \\ - 33 \\ \hline 419 \end{array}$	$\begin{array}{r} 869 \\ - 42 \\ \hline 827 \end{array}$
--	--	--

A 332 - red hat A 419 - blue scarf A 837 - red ice skates

Clue #3: The Snow Family
First, write the answer on each snowball. Then, read what to do in the box at the bottom.

Clue #4: Snow Globe Sort
What number is shown in each snow globe? Write it on the bottom.
Color the snow globe the same color as the snowflake they go with.

Clue #5: Picture Decoder
Find each answer. Then, draw a line to each match. Last, use the decoder at the bottom to solve the clue.

10	32	6	30	14	9	48	4	7
----	----	---	----	----	---	----	---	---

Answers: 6 10 32 9 30 4 14 7 48

2×3	$90 \div 9$	4×8	$81 \div 9$	5×6	$12 \div 3$	7×2	$35 \div 5$	6×8
--------------	-------------	--------------	-------------	--------------	-------------	--------------	-------------	--------------

Letters: A R M S A R E U P

Both of my snowman's...
Use this decoder to help you figure out what letter is equal to each picture.

A =	G =	M =	S =	Y =
B =	H =	N =	T =	Z =
C =	I =	O =	U =	
D =	J =	P =	V =	
E =	K =	Q =	W =	
F =	L =	R =	X =	

The Detective Agency sends congratulations to:

Lindsay
You solved the mystery!

11/2 AW
Date Presented by:

LET'S DRAW...
a jacket

1	2	3
4	5	6

LET'S DRAW...
a penguin

1	2	3
4	5	6

Which Snowman is Mine?
As you solve each clue, cross out the wrong answers. The snowman left at the end is the one I built!

Snowman #1	Snowman #2	Snowman #3	Snowman #4
Snowman #5	Snowman #6	Snowman #7	Snowman #8

Name: _____

solve the mystery

The Case of the Winter Snowman

THE LIFETIME LEARNER

WHAT MAKES MATH MYSTERIES UNIQUE?

Math Mysteries aren't just a copy of Reading Mysteries!

They have brand-new clues, focus on math skills, and even feature a different conclusion to the mystery.

The only thing that stays the same is the list of suspects students start with!

So, if you have both, students can play during math and then again during reading for double the fun.

Reading

Clue #1: Fill in the Blank

up	does	stick	two	six	four
made	hat	five	down	snowman	arms
leg	scarf	I	one	the	

Match the word to the picture. Then write the word in each box.

It spins around the pole.	the	He stands in between them.	two
It is in front of the pile.	snowman	He is on top of it.	does
They hop over it.	I	He's standing on the left.	have

When you are done, read the words in order from top to bottom in each row to figure out the clue.

Example of Clue 1

Math

Clue #1: Descrambler

Solve each question. When the letters are unscrambled, they will make up the clue.

5×4 20 L	8×7 56 R	3×10 30 E
4×9 36 C	9×2 18 I	7×5 35 C

Place the correct letter on top of each matching answer.

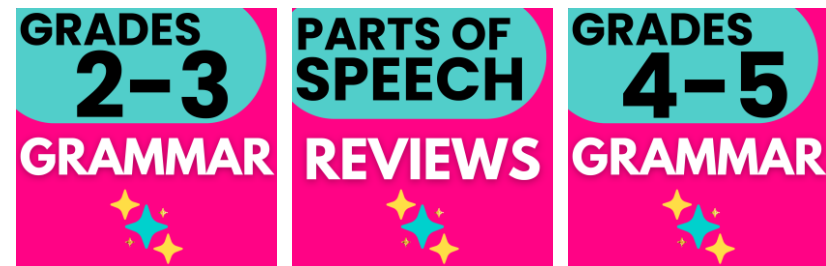
My snowman's body has at least one:

C	I	R	C	L	E
54	18	56	35	20	30

KEEP THE FUN GOING!

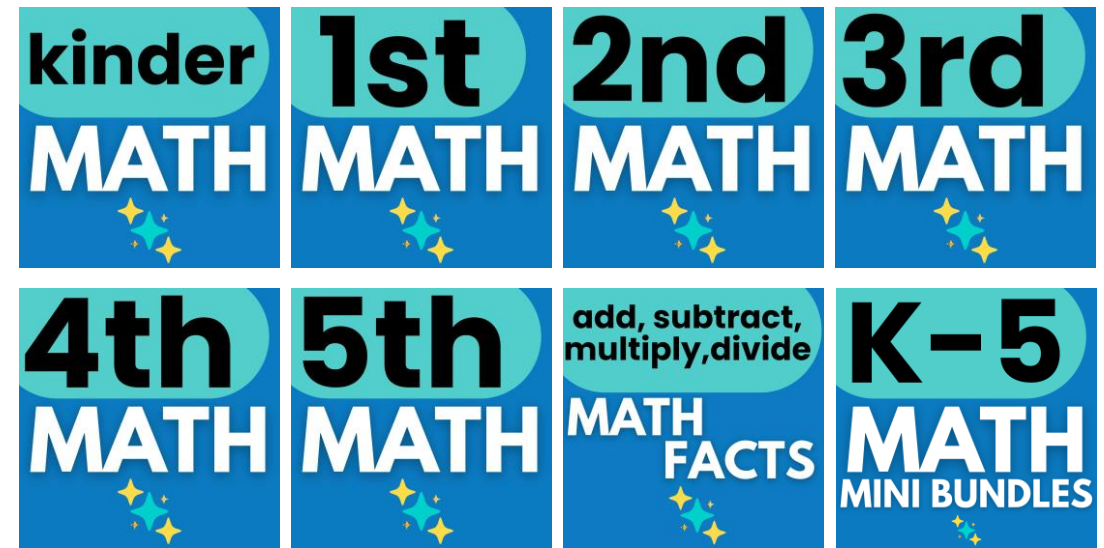
GRAB A **READING MYSTERY**:

Reading mysteries aren't just a copy of math. They come with fresh clues, unique reading challenges, and a new culprit, so students are solving an entirely different case!

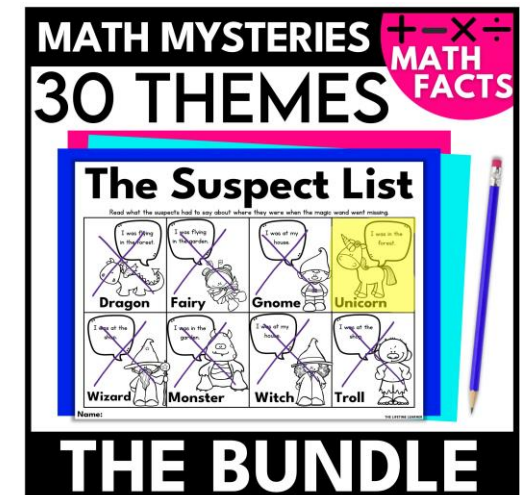


MORE **MATH MYSTERIES**:

Explore other grade levels to differentiate and keep every student engaged.



BUY A BUNDLE
TO **SAVE BIG!**



THE BUNDLE