

1ST GRADE

ADD 3 NUMBERS

Name: **Add 3 Numbers on a Chart**
Vincent Use the chart to help you count up to find each answer.

1. $2+9+6$
17

| | | | | |
|----|----|----|----|----|
| 1 | 2 | 3 | 4 | 5 |
| 6 | 7 | 8 | 9 | 10 |
| 11 | 12 | 13 | 14 | 15 |
| 16 | 17 | 18 | 19 | 20 |
| 21 | 22 | 23 | 24 | 25 |

2. $1+5+6$
12

| | | | | |
|----|----|----|----|----|
| 1 | 2 | 3 | 4 | 5 |
| 6 | 7 | 8 | 9 | 10 |
| 11 | 12 | 13 | 14 | 15 |
| 16 | 17 | 18 | 19 | 20 |
| 21 | 22 | 23 | 24 | 25 |

4. $9+9+7$
25

| | | | | |
|----|----|----|----|----|
| 1 | 2 | 3 | 4 | 5 |
| 6 | 7 | 8 | 9 | 10 |
| 11 | 12 | 13 | 14 | 15 |
| 16 | 17 | 18 | 19 | 20 |
| 21 | 22 | 23 | 24 | 25 |

5. $3+9+7$
19

| | | | | |
|----|----|----|----|----|
| 1 | 2 | 3 | 4 | 5 |
| 6 | 7 | 8 | 9 | 10 |
| 11 | 12 | 13 | 14 | 15 |
| 16 | 17 | 18 | 19 | 20 |
| 21 | 22 | 23 | 24 | 25 |

$4+5+3$

| | | | | |
|----|----|----|----|----|
| 1 | 2 | 3 | 4 | 5 |
| 6 | 7 | 8 | 9 | 10 |
| 11 | 12 | 13 | 14 | 15 |
| 16 | 17 | 18 | 19 | 20 |
| 21 | 22 | 23 | 24 | 25 |

**150+
PAGES**



10 WORKSHEETS

Name: **Ara** **Super Hero Addition**
Can you draw a line from each super hero to the number of people they saved?

1. $8 + 2 + 3$

2. $2 + 2 + 4$

12
19
14

Name: **Ruby** **Cup of Tea**
Figure out which tea cup has the correct answer in it.

1. $9 + 2 + 5$

4. $1 + 6 + 8$

2. $7 + 3 + 2$

5. $4 + 3 + 9$

16 17 18 13 14 15

Name: **Joe** **Multiple Choice**
Solve each problem below.

1. $4 + 5 + 6 =$

A. 9
B. 11
C. 15
D. 16

4. $1 + 3 + 8$

A. 9
B. 10
C. 12
D. 14

$7 + 4 + 8 =$

Name: **Vincent** **Add 3 Numbers on a Chart**
Use the chart to help you count up to find each answer.

1. $2 + 9 + 6$

4. $9 + 9 + 7$

2. $1 + 5 + 6$

5. $3 + 1 + 5$

3. $8 + 6 + 8$

6. $1 + 1 + 1$

17 25 12 19 22 12

Name: **Rain** **Addition House**
Color the house green if it's right. Color the house red if it's wrong.

$4 + 1 + 6 = 11$

$8 + 4 + 8 = 19$

$6 + 3 + 1 = 9$

$2 + 7 + 4 = 13$

$7 + 6 + 2 = 14$

$8 + 9 + 1 = 17$

$8 + 4 + 3 = 15$

$5 + 8 + 3 = 15$

Name: **Andy** **Ice Cream with Sprinkles**
Which sprinkles will go on each ice cream cone? Color them the same color. Some sprinkles will not be used.

14 10 15 6 17 19

9 16 11 13 20 18

$4 + 7 + 2$

$9 + 9 + 1$

$3 + 8 + 5$

$8 + 2 + 5$

$2 + 7 + 3$

$5 + 9 + 3$

Name: **Rose** **Photo Time!**
Draw a line from each camera to the picture it belongs in. Use your addition skills to help.

Camera 19

Camera 20

Camera 18

Camera 16

Camera 17

Camera 12

Camera 15

Camera 13

$4 + 4 + 4$

$6 + 3 + 4$

$9 + 6 + 5$

$3 + 7 + 6$

$7 + 8 + 2$




$5 + 8 + 5$

$8 + 9 + 2$

$6 + 3 + 6$

MATCHING GAME

Students **match up**
each question with
the **correct answer**.



MATH SORT



Students **use their error analysis skills** to **decide if each answer is correct.**

They put a happy or sad face on each card.


Card #1



$4+9+2$
15

© The Lifetime Learner

Card #5



$5+3+6$
13

© The Lifetime Learner


Card #7



$9+3+4$
16

© The Lifetime Learner

Card #3



$3+5+8$
17

© The Lifetime Learner


Card #8



$7+3+5$
14

© The Lifetime Learner

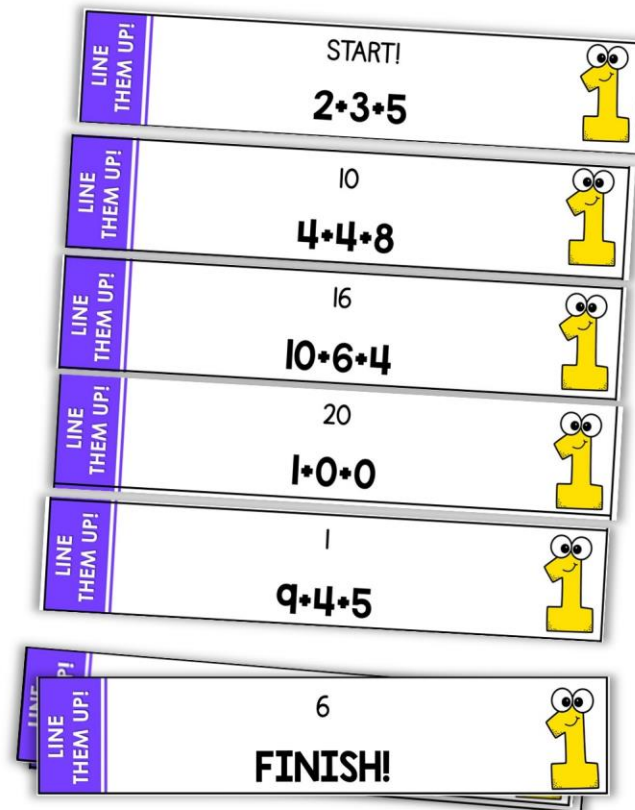
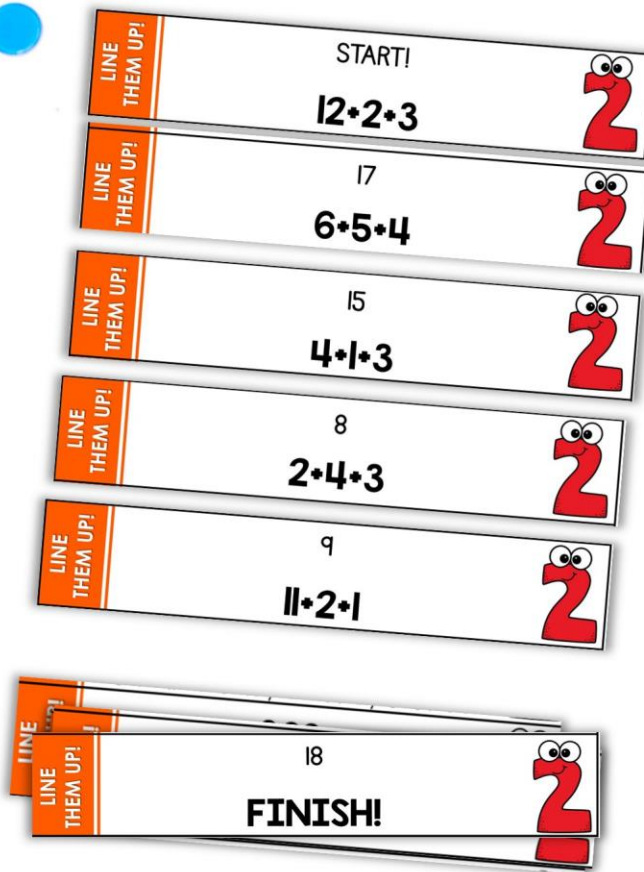
Card #2



$8+1+5$
15

© The Lifetime Learner

GAME #1




HOW TO PLAY:

- Students pair up in teams.
- Students race to line up their cards in order before the other team.

GAME #2

FOR 2-4 PLAYERS



HOW TO PLAY:

1. All players receive a game mat.
2. Students answer a question card.
3. If they are correct, they earn an item.
4. The first person to earn 10 items wins.
5. Chance cards included to spice up gameplay.



$$5+5+8$$

#13

$$9+9+1$$

$$6+1+1$$

8

#16

$$6+2+6$$

#14

Chance Card!

To

Chance Card!

Chance Card!

Take 1 piece from the middle.

Take a piece from the middle and give it to another player.

© The Lifetime Learner

Students solve each card and sort it in the table based on where it belongs.

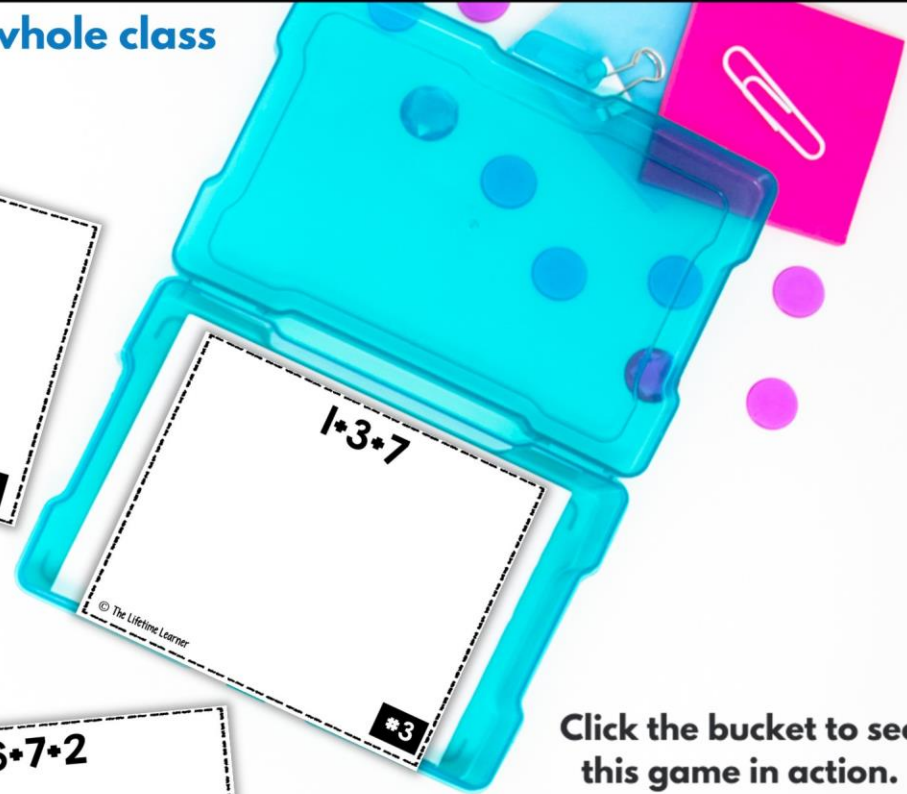


B.

E.



GAME #4

the **perfect** game to play with the **whole class**



Click the bucket to see this game in action.


HOW TO PLAY:

1. Students answer task cards.
2. If they get it right, they drop it in the bucket.
3. Students play for a set amount of time.
4. At the end of gameplay, the teacher draws task cards out of the bucket.
5. Any student whose task card gets pulled out gets a small prize.



BUY THE BUNDLE AND SAVE BIG!

1ST GRADE MATH BUNDLE



**4500+
PAGES**

GAMES

ACTIVITIES

WORKSHEETS

YOU MAY ALSO LIKE:


COFFEE shop add & subtract within 20
1.OA.6



1st GRADE
By: The Lifetime Learner

EDITABLE
ROOM TRANSFORMATION

BOWLING alley add 3 numbers
1.OA.2



1st GRADE
By: The Lifetime Learner

EDITABLE
ROOM TRANSFORMATION

DETECTIVE day math review
1.NBT.1-6



1st GRADE
By: The Lifetime Learner

EDITABLE
ROOM TRANSFORMATION

CUT & COLOR
1st Grade Math



PRINT & DIGITAL
THE LIFETIME LEARNER


40 ACTIVITIES

GRAB IT! 25 MATH GAMES
1ST GRADE



GRAB IT!
THE LIFETIME LEARNER

1ST GRADE BUNDLE
TASK CARDS



DIGITAL
PRINTABLE
88 GAMES
© The Lifetime Learner