

# 1ST GRADE

## ADD WITHIN 20

Name: *Kelly* **All Facts**

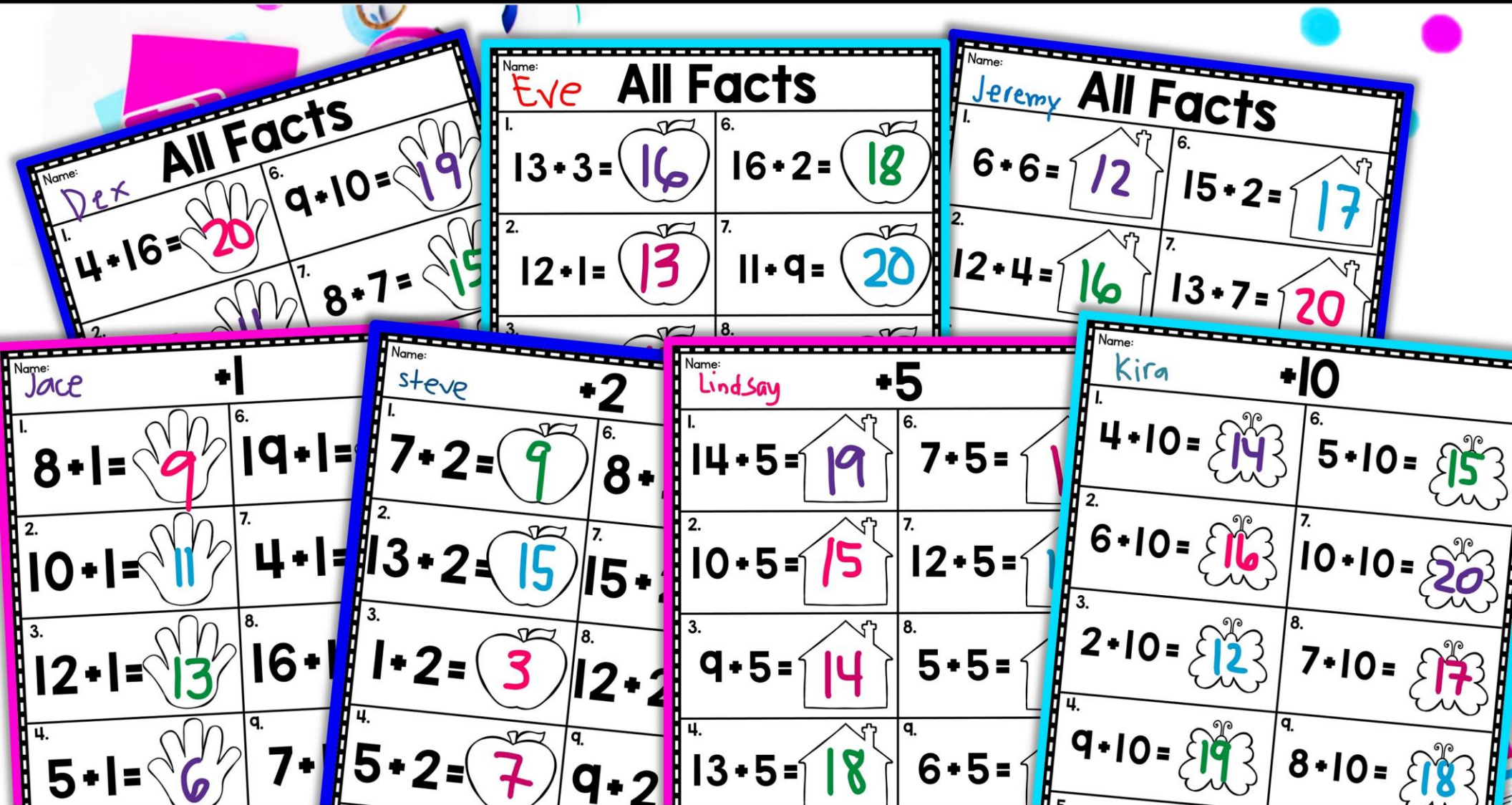
1. $12 + 6 =$ <i>18</i>	6. $5 + 3 =$ <i>8</i>
2. $17 + 1 =$ <i>18</i>	7. $3 + 9 =$ <i>12</i>
3. $6 + 11 =$ <i>17</i>	8. $7 + 8 =$ <i>15</i>
4. $17 + 2 =$ <i>19</i>	9. $13 + 5 =$ <i>18</i>
5. $12 + 7 =$ <i>19</i>	10. $6 + 12 =$ <i>19</i>

**200+  
PAGES**

THE LIFETIME LEARNER




# 20 WORKSHEETS



- 10 WORKSHEETS FOR EACH FACT (+1 TO +10)
- 10 WORKSHEETS REVIEWING ALL FACTS

# CUT & GLUE ACTIVITY





## Food Mix-Up!

Uh oh! It looks like there's been a food mix-up! Can you help each kid get back their correct food in the lunch room? Glue food with the correct person it goes with.

12	13	14	15	16
4+8				7+9
			10+5	

**Students cut and glue each equation under the kid it belongs with.**


# ICE CREAM SORT



Students **sort the ice cream scoops**  
**onto the correct cones**  
using their addition skills.






# MATH SORT

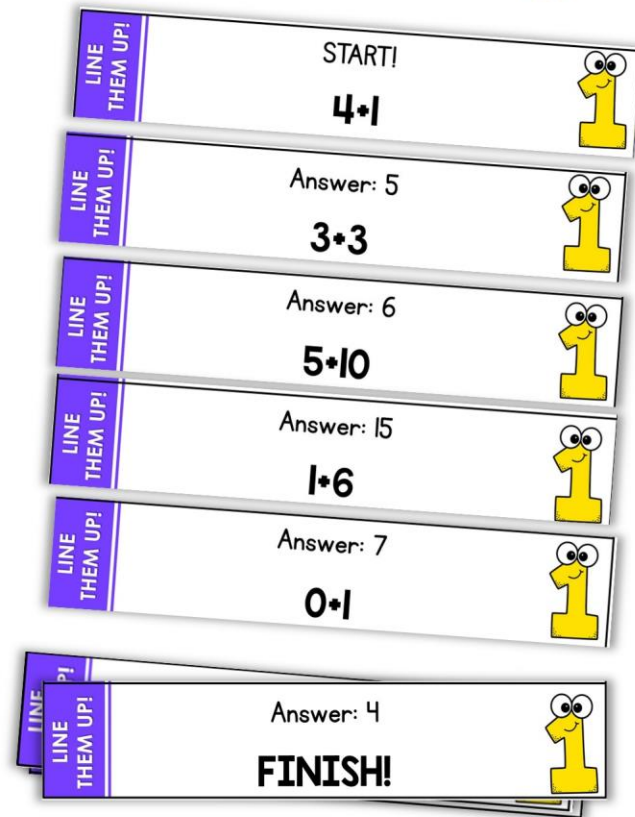


Students **use their error analysis skills** to **decide if each answer is correct.**

They put a happy or sad face on each card.



# GAME #1



## HOW TO PLAY:

- Students pair up in teams.
- Students race to line up their cards in order before the other team.



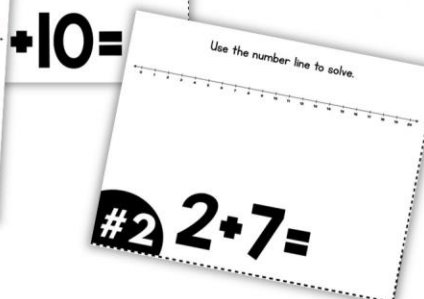
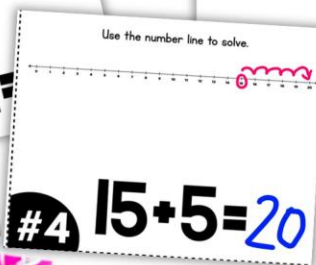
# GAME #2

FOR 2-4 PLAYERS




## HOW TO PLAY:

1. All players receive a game mat.
2. Students answer a question card.
3. If they are correct, they earn an item.
4. The first person to earn 10 items wins.
5. Chance cards included to spice up gameplay.



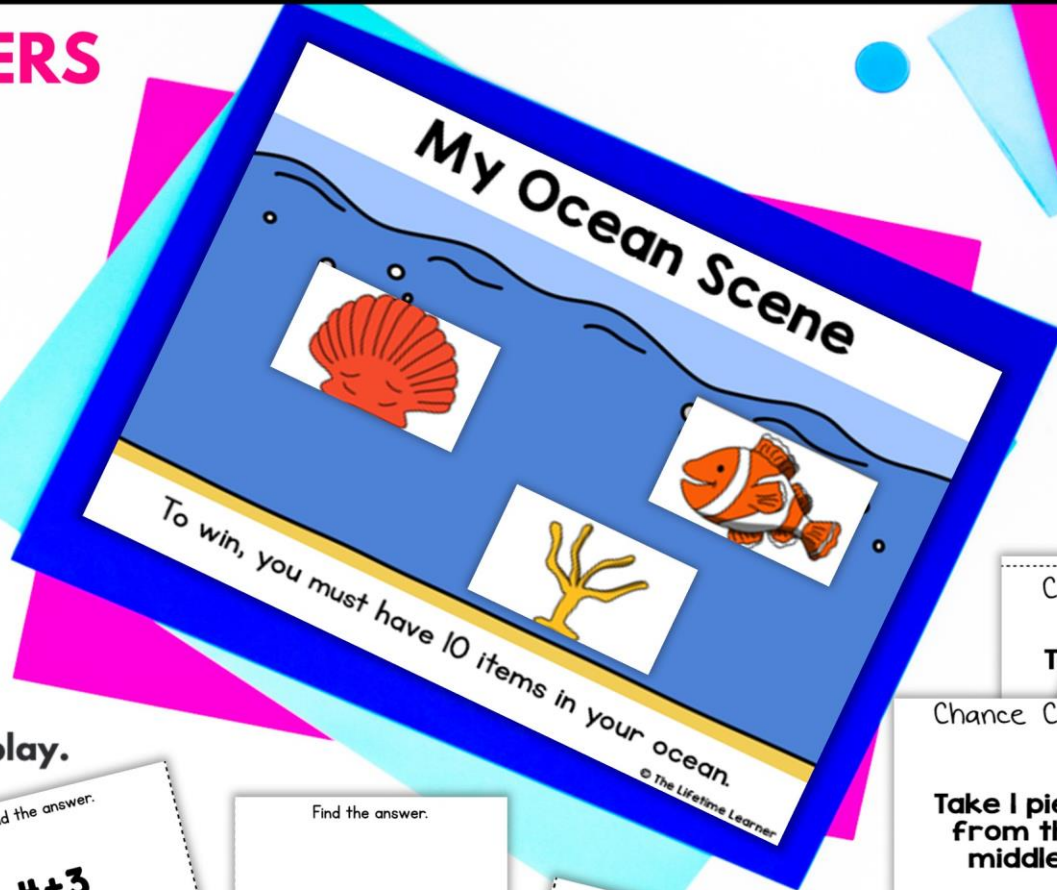
# GAME #3

FOR 2-4 PLAYERS



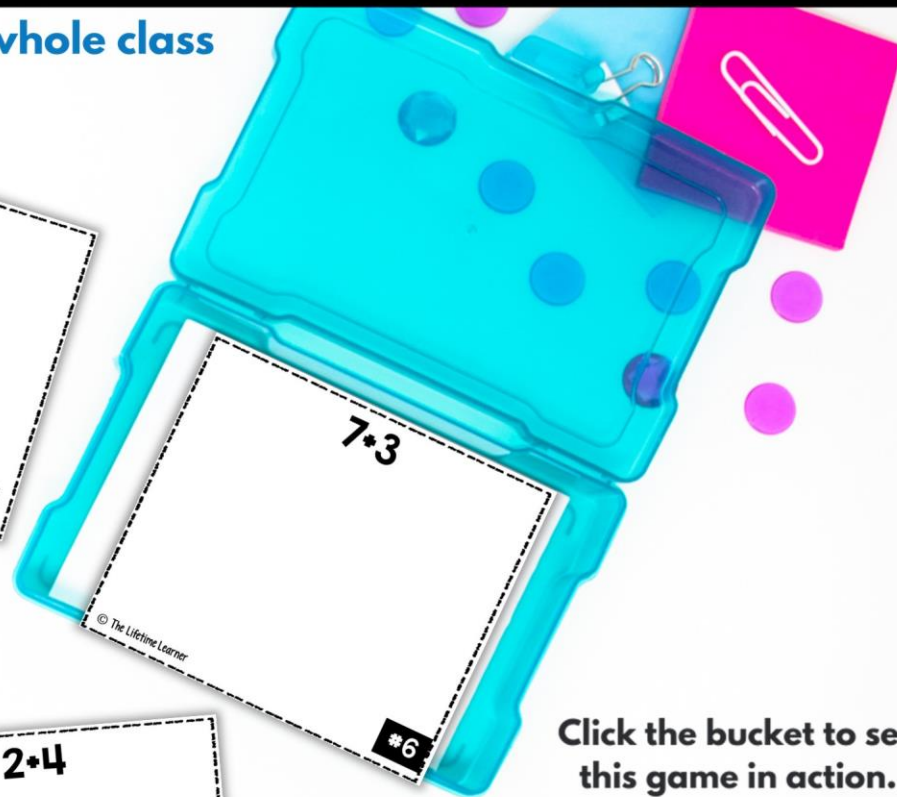


## HOW TO PLAY:

1. All players receive a game mat.
2. Students answer a question card.
3. If they are correct, they earn an item.
4. The first person to earn 10 items wins.
5. Chance cards included to spice up gameplay.



# GAME #4


the **perfect** game to play with the **whole class**



Click the bucket to see this game in action.


## HOW TO PLAY:

1. Students answer task cards.
2. If they get it right, they drop it in the bucket.
3. Students play for a set amount of time.
4. At the end of gameplay, the teacher draws task cards out of the bucket.
5. Any student whose task card gets pulled out gets a small prize.



# BUY THE BUNDLE AND SAVE BIG!

## 1ST GRADE MATH BUNDLE



4500+  
PAGES

GAMES

ACTIVITIES

WORKSHEETS

