




1ST GRADE

PLACE VALUE TO 100

Standard Form	
1. sixty-five 65	5.  55
2.  86	6. $20 + 9$ 29
3. Twenty-two 22	7. $50 + 7$ 57
8.  49	

© The Lifetime Learner

**250+
PAGES**



10 WORKSHEETS

Name: **Jonah** **Place Value Turtles**
Break up the value of each number so each turtle holds a different place value.

1. 53
tens **5** ones **3**

4. 87
tens **8** ones **7**

Name: **Lia** **Word Form**
Each kid needs your help to write the number they are thinking of in word form.

1. 67 **sixty-seven**

2. 59 **fifty-nine**

4. 83 **eighty-three**

6. 72 **seventy-two**

Name: **Addy** **Place Value Riddles**

1. I have 2 tens and 4 ones. What value do I have?
24

2. I have 7 tens and 5 ones. What value do I have?
75

5. I have 8 ones and 6 tens. What value do I have?
68

6. I have 2 ones and 1 ten. What value do I have?

Name: **Gary** **Place Value**

1. **67**

2. **14**

3. **27**

4. **46**

5. **14**

6. **14**

7. **27**

8. **46**

Name: **Debbie** **Which is Bigger**
Circle which has a higher value in

1. **8 tens** or 3 ones

2. 7 ones or **5 tens**

3. **10 tens** or 10 ones

4. 8 ones or **7 tens**

5. **6 tens** or 6 ones

Name: **Ella** **Standard Form**
Write each number in standard form.

1. sixty-five **65**

2. **86**

3. Twenty-two **22**

4. $80 \div 2$ **82**

5. **55**

6. 20×9 **29**

7. $50 \div 7$ **57**

8. forty-nine **49**

Name: **Lindsay** **Scale Mathematics**
Make the two sides of the scale equal by writing the number in standard form on the other side.

1. 5 tens 2 ones **52**

2. **43** 4 tens 3 ones

3. 1 one 9 tens **91**

4. **77** 7 ones 7 tens

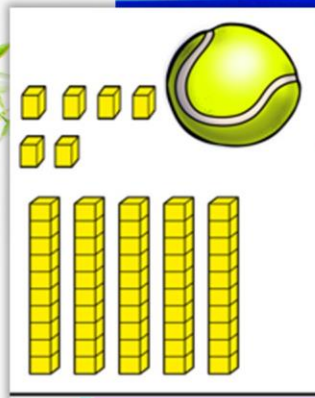
5. 8 ones 2 tens **28**

6. **74** 7 tens 4 ones

7. 9 ones 5 tens **59**

8. **17** 1 ten 7 ones

TENNIS SORT



Students sort the tennis-themed task cards into **groups of 4**.


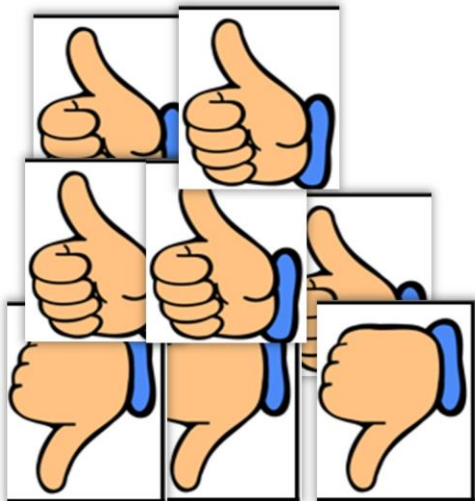
Each group of 4 will have:

- word form
- standard form
- base ten blocks drawing
- expanded form




NINJA SORT

Students put a
thumbs up or
thumbs down
next to each
ninja's answer.



MATH SORT



Students **use their error analysis skills** to **decide if each answer is correct.**

They put a happy or sad face on each card.

Card #6



three tens and six ones
36

© The Lifetime Learner

Card #3



four tens and seven ones
74

© The Lifetime Learner


Card #1



two tens and eight ones
28

© The Lifetime Learner

Card #2



nine ones and five tens
95

© The Lifetime Learner


Card #8



four tens and six ones
64

© The Lifetime Learner

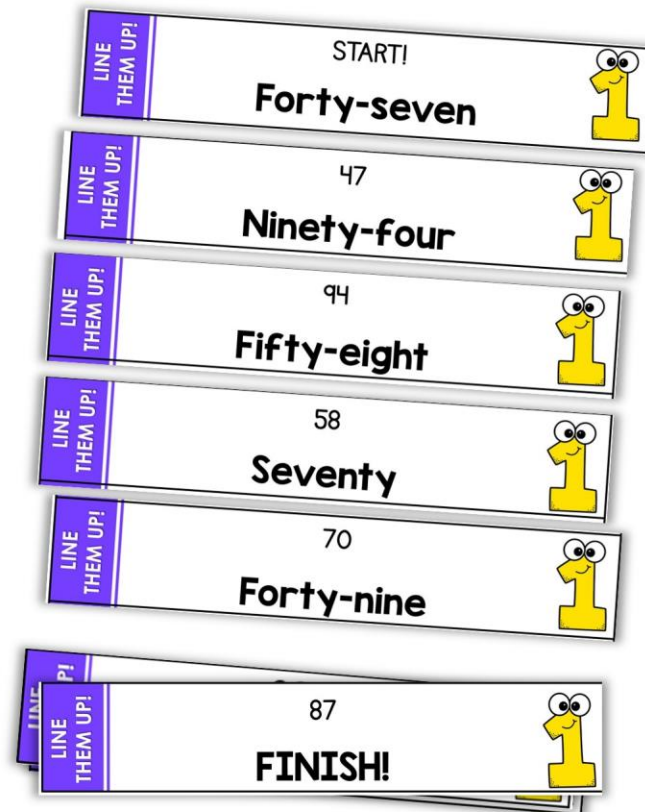
Card #5



four ones and eight tens
48

© The Lifetime Learner

GAME #1




HOW TO PLAY:

- Students pair up in teams.
- Students race to line up their cards in order before the other team.



GAME #2

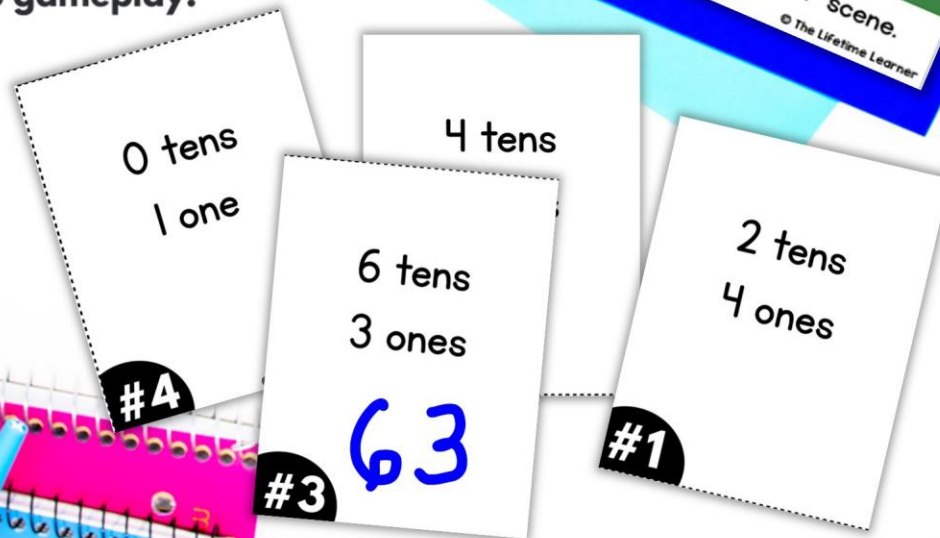
FOR 2-4 PLAYERS



HOW TO PLAY:

1. All players receive a game mat.
2. Students answer a question card.
3. If they are correct, they earn an item.
4. The first person to earn 10 items wins.
5. Chance cards included to spice up gameplay.

great practice with
tens & ones



GAME #3

FOR 2-4 PLAYERS




HOW TO PLAY:

1. All players receive a game mat.
2. Students answer a question card.
3. If they are correct, they earn an item.
4. The first person to earn 10 items wins.
5. Chance cards included to spice up gameplay.




great practice with
base ten blocks



GAME #4

FOR 2-4 PLAYERS



HOW TO PLAY:

1. All players receive a game mat.
2. Students answer a question card.
3. If they are correct, they earn an item.
4. The first person to earn 10 items wins.
5. Chance cards included to spice up gameplay.



great practice with
expanded form

$$50 + 1 =$$

#4

$$50 + 2 =$$

$$80 + 4 =$$

84

#3

$$30 + 8 =$$

#2

Chance Card!

To Chance Card!

Chance Card!


Take 1 piece
from the
middle.

Take a piece
from the middle
and give it to
another player.

The Lifetime Learner

GAME #5

FOR 2-4 PLAYERS



HOW TO PLAY:

1. All players receive a game mat.
2. Students answer a question card.
3. If they are correct, they earn an item.
4. The first person to earn 10 items wins.
5. Chance cards included to spice up gameplay.

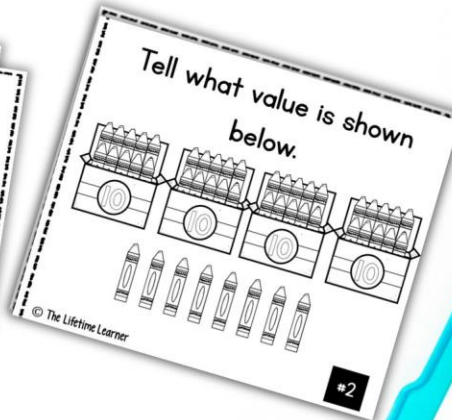



great practice with
word form



GAME #6

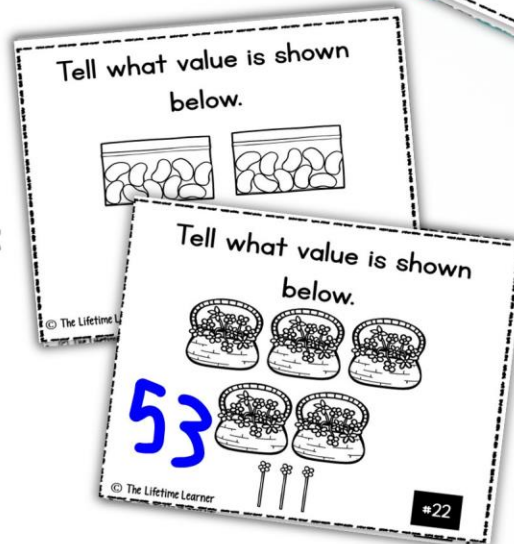
the **perfect** game to play with the **whole class**



Click the bucket to see this game in action.


HOW TO PLAY:

1. Students answer task cards.
2. If they get it right, they drop it in the bucket.
3. Students play for a set amount of time.
4. At the end of gameplay, the teacher draws task cards out of the bucket.
5. Any student whose task card gets pulled out gets a small prize.



BUY THE BUNDLE AND SAVE BIG!

1ST GRADE MATH BUNDLE



4500+
PAGES

GAMES

ACTIVITIES

WORKSHEETS

YOU MAY ALSO LIKE:

PILOT
day

count within 120
1.NBT.1

1st GRADE
By: The Lifetime Learner

EDITABLE
ROOM TRANSFORMATION

LET'S GO
camping

relate addition and subtraction
1.OA.4

1st GRADE
By: The Lifetime Learner

EDITABLE
ROOM TRANSFORMATION

SURGERY
day

place value
1.NBT.2

1st GRADE
By: The Lifetime Learner

EDITABLE
ROOM TRANSFORMATION

CUT & COLOR
1st Grade Math

UNDER THE SEA

PRINT & DIGITAL
THE LIFETIME LEARNER

40 ACTIVITIES

GRAB IT!
1ST GRADE

25 MATH GAMES

THE LIFETIME LEARNER

1ST GRADE BUNDLE
TASK CARDS

DIGITAL
PRINTABLE
88 GAMES

THE LIFETIME LEARNER