





EQUAL GROUPS




- ✓ GAMES
- ✓ ACTIVITIES
- ✓ WORKSHEETS


THE LIFETIME LEARNER

MINI LESSON

Multiplication Using Equal Groups	
<p>factor factor (answer) $3 \times 4 = 12$ multiplication symbol product</p> 	<p>$8 \times 10 = 80$</p> 
<p>$2 \times 5 = 10$</p> 	<p>Liona has 4 post-it notes. She puts five smiley faces on each post-it. How many smiley faces did she use in all?</p> <p>$4 \times 5 = 20$</p> 
<p>Definition: Multiplication is a quick way to add the same number over and over again</p>	<p>Words That Mean Multiply:</p> <ul style="list-style-type: none">• repeated addition• product• times• double• twice• each time



10 WORKSHEETS






TASK CARDS

24 emoji-themed task cards

RECORDING SHEET


Emoji Multiplication: Equal Groups

#1	#2 $3 \times 3 = 9$	#3	#4
#5	#6	#7	#8
#9	#10	#11	#12
#13	#14	#15	#16
#17	#18	#19	#20
#21	#22	#23	#24
#25	#26	#27	#28

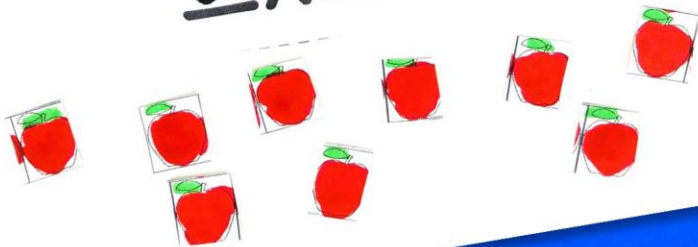


CUT & PASTE ACTIVITIES

michelle has 3 baskets. She puts 5 apples in each basket. How many apples does she have in all?



$$\underline{3} \times \underline{5} = \underline{15}$$



10 cut and paste pages



ERROR ANALYSIS

Students decide if each kid solved the problem correctly or incorrectly. They explain their thinking at the bottom.

4 PAGES

Directions: Read the problem below and look at the work the student did. Decide if the work is correct or not.

Solve 2×4 .

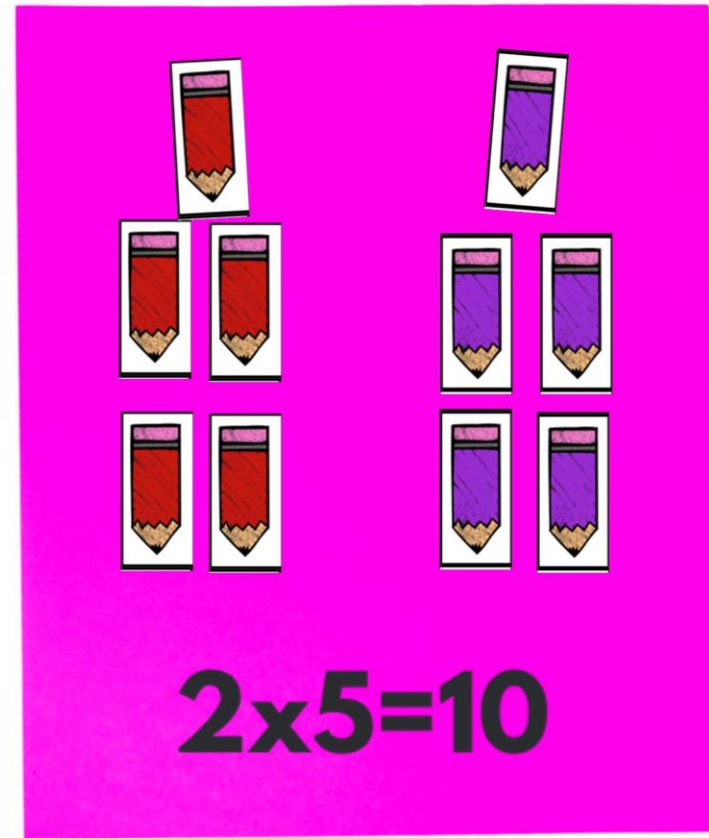


The student says:
The answer is 6 because you just put them together.

Explain if they are right or wrong. Put a check or X on their work.

This student added 2 and 4 together instead of multiplying them. The correct equation is $2 \times 4 = 8$.

MATH ACTIVITY



hands-on activity
where students
can practice
making different
sets of equal
groups with
manipulatives



MATH SORT



GAME #1

a challenging enrichment game for fast-finishers



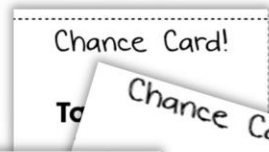

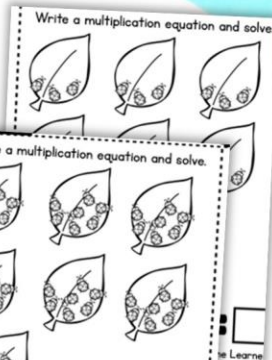
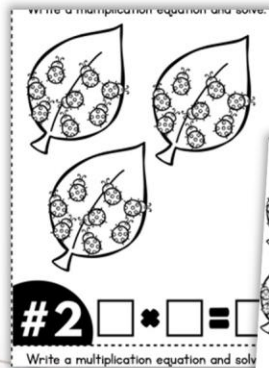
GAME #2

FOR 2-4 PLAYERS



HOW TO PLAY:

1. All players receive a game mat.
2. Students answer a question card.
3. If they are correct, they earn an item.
4. The first person to earn 10 items wins.
5. Chance cards included to spice up gameplay.



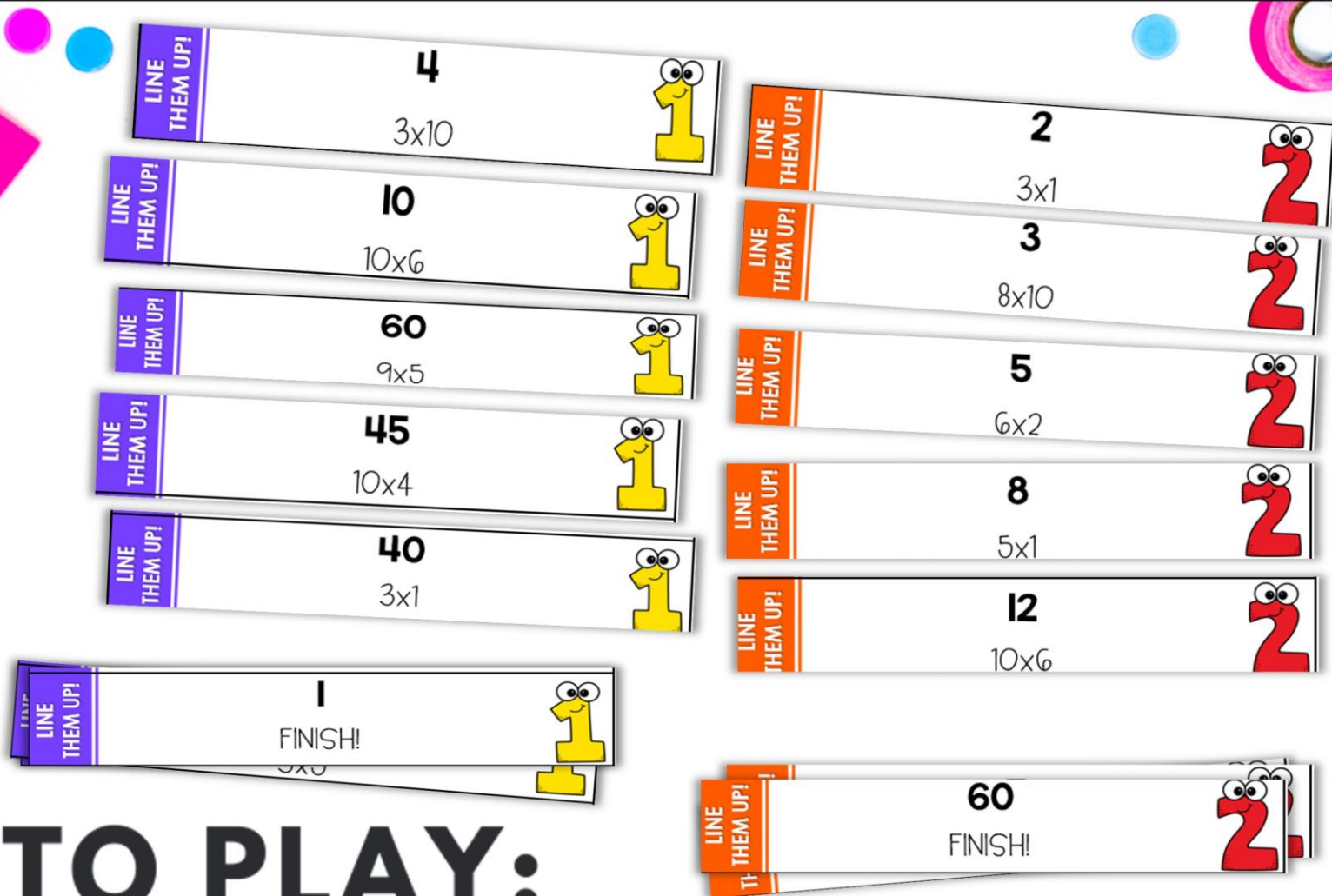
Chance Card!

Take 1 piece from the middle.

Take a piece from the middle and give it to the other player.

© The Lifetime Learner

GAME #3



HOW TO PLAY:

- Students pair up in teams.
- Students race to line up their cards in order before the other team.

BUY THE BUNDLE AND SAVE BIG!

3RD GRADE MATH BUNDLE

Name: Lindsay The Beach

Write the number of the matching word problem on each bucket to show which sandcastle goes with each word problem.

Sandcastle	Letter	Number
A	#6	
B	#5	
C	#2	
D	#4	
E	#1	
F	#3	

- There are 2 sharks. Each one has 5 teeth. How many teeth do the sharks have combined? $2 \times 5 = 10$
- There are 54 fish in the water. They are split between 6 small pools equally. How many fish are in each pool of water? $54 \div 6 = 9$
- There are 36 umbrellas for sale on the beach. 6 umbrellas are sold each hour. How many hours did it take to sell all of the umbrellas? $36 \div 6 = 6$
- There are 3 fences facing the beach. There are four seagulls sitting on each one. How many seagulls are there total? $3 \times 4 = 12$
- There are 12 surfers out in the water. They are chatting in groups of 4. How many groups are chatting? $12 \div 4 = 3$
- There are 50 seals out in the ocean. They are sitting in groups of 10. How many groups of seals are there? $50 \div 10 = 5$

My Castle



To win, you must have 10 items in your castle.

© The Lifetime Learner

7000+
PAGES

GAMES

ACTIVITIES

WORKSHEETS

YOU MAY ALSO LIKE:

CIRCUS day

multiplication strategies

3.OA.1



EDITABLE

3rd GRADE

By: The Lifetime Learner

ROOM TRANSFORMATION

LET'S GO camping

division strategies

3.OA.2



EDITABLE

3rd GRADE

By: The Lifetime Learner

ROOM TRANSFORMATION

ICE CREAM shop

MULTIPLICATION & DIVISION strategies



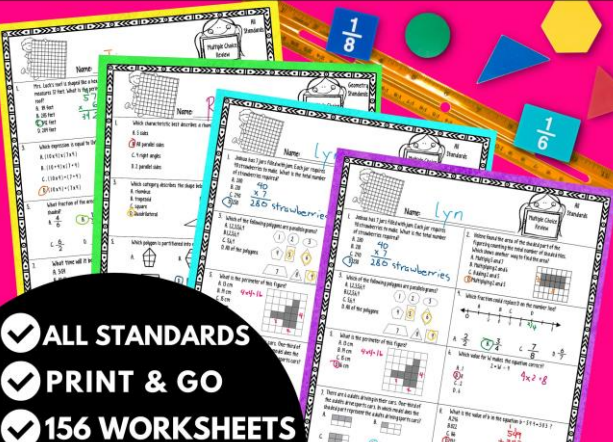
EDITABLE

3rd GRADE

By: The Lifetime Learner

ROOM TRANSFORMATION

3RD GRADE WORKSHEET BUNDLE



✓ ALL STANDARDS

✓ PRINT & GO

✓ 156 WORKSHEETS

GRAB IT! 29 MATH GAMES

3RD GRADE

GRAB IT!	GRAB IT!	GRAB IT!	GRAB IT!	GRAB IT!	GRAB IT!	GRAB IT!	GRAB IT!	GRAB IT!
50	9	0	4	50	9	0	4	50
GRAB IT!	GRAB IT!	GRAB IT!	GRAB IT!	GRAB IT!	GRAB IT!	GRAB IT!	GRAB IT!	GRAB IT!
7	24	15	6	7	24	15	48	7
GRAB IT!	GRAB IT!	GRAB IT!	GRAB IT!	GRAB IT!	GRAB IT!	GRAB IT!	GRAB IT!	GRAB IT!
81	3	18	48	81	3	18	6	81

GRAB IT!

$\div 3 = 2$

THE LIFETIME LEARNER

3RD GRADE BUNDLE TASK CARDS



✓ DIGITAL

✓ PRINTABLE

✓ 166 GAMES

© The Lifetime Learner