

WHAT IS THIS?

Clue #1: Find It!
Circle the boxes that end with tt.
Read the words you circled from left to right like a book to solve the clue.

Clue #2: Right or Wrong
Does the picture match the word? Color the thumb in to show if you agree.

Clue #3: Word Hunt

Clue #4: Dino Notes
Color each dinosaur the same color as the footprint it goes with. Then, find the correct key at the bottom to solve the clue!

Clue #5: Fill in the Blank

solve the mystery

The Case of the Missing Dino Egg

Who Does the Egg Belong to?
Solve the clues to figure out which dinosaur the egg belongs to.

<input checked="" type="checkbox"/> I'm a herbivore. Parasaurolophus	<input checked="" type="checkbox"/> I'm a carnivore. Pterodactyl	<input checked="" type="checkbox"/> I'm a herbivore. Pachycephalosaurus	<input type="checkbox"/> I'm an omnivore. Oviraptor
<input checked="" type="checkbox"/> I'm a carnivore. T-Rex	<input checked="" type="checkbox"/> I'm a carnivore. Spinosaurus	<input checked="" type="checkbox"/> I'm a herbivore. Brontosaurus	<input checked="" type="checkbox"/> I'm a herbivore. Triceratops

Name: _____

Students complete a series of clues to figure out who the egg belongs to!

HOW TO PLAY



What Happened?

An egg fell out of its nest. Your mission is to figure out which dinosaur the egg belongs to so you can put the egg back in the correct nest. Solve the clues to figure out what dinosaur the egg belongs to and solve the mystery!

1. Take a dinosaur list and then start solving each clue.
2. Each time you solve a clue, you will get closer to discovering which dinosaur the egg belongs to.
3. Cross out wrong dinosaurs each time you find out new information. Good luck!



THE LIFETIME LEARNER

Clue #1: Find It!


Circle the boxes that end with **lt**.

Read the words you circled from left to right like a book to solve the clue.

 q ult	 g ulp	 b ult	 p alm
 b olt	 sh elf	 s alt	 t ilt
 w ilt	 h elp	 m elt	 b elt

Write the phrase on the line. Cross the wrong dinosaur off your list.

THE DINO DOES NOT HAVE A LONG NECK



THE LIFETIME LEARNER

Who Does the Egg Belong to?

Solve the clues to figure out which dinosaur the egg belongs to.

 I'm a herbivore. Parasaurolophus	 I'm a carnivore. Pterodactyl	 I'm a herbivore. Pachycephalosaurus	 I'm an omnivore. Oviraptor
 I'm a carnivore. T-Rex	 I'm a carnivore. Spinosaurus	 I'm a herbivore. Brontosaurus	 I'm a herbivore. Triceratops

Name: _____

THE LIFETIME LEARNER

Each time students solve a clue, it will reveal what dinosaur to cross out.
When all clues are completed, the mystery of the dinosaur egg will be solved!

SKILL PRACTICE

- Final Blends Review
- L Blends
- M Blends
- N Blends
- S Blends
- T Blends

Clue #1: Find It!
Circle the boxes that end with **it**.
Read the words you circled from left to right like a book to solve the clue.

Clue #2: Right or Wrong
Does the picture match the word? Color the thumb in to show if you agree.

bump	champ	hump
lamp	stomp	stamp
camp	pump	dump

In each box, color a thumbs up or a thumbs down to show if the picture is correct.

How many pictures were correct?

1 Correct = Cross out the meat eaters.
2 Correct = Cross out the veggie eaters.
3 Correct = Cross out the swimming dinosaurs.
4 Correct = Cross out the land dinosaurs.


5 Correct = Cross out the longest dino name.
6 Correct = Cross out the shortest dino name.
7 Correct = Cross out dino names with a P.
8 Correct = Cross out dino names with a T.

Clue #3: Word Hunt

does not have _____ s.

All clues focus on reviewing final blends!

MULTIPLE VERSIONS



Print & Digital Forms

Clue #1: Find It!
Circle the boxes that end with it.
Read the words you circled from left to right like a book to solve the clue.

Clue #2: Right or Wrong
Does the picture match the word? Color the thumb in to show if you agree.

bump	champ	hump
------	-------	------

Clue #3: Word Hunt

3 Clue Version

Cross out the following pictures:
• drink • wind • plant • sting • sand
• skunk • find • tent • wing • fang

The dinosaur does not have fin.

What picture is left? Write that word on the line.

Clue #1: Find It!
Circle the boxes that end with it.
Read the words you circled from left to right like a book to solve the clue.

Clue #2: Right or Wrong
Does the picture match the word? Color the thumb in to show if you agree.

bump	champ	hump
------	-------	------

Clue #3: Word Hunt

Clue #4: Dino Notes
Color each dinosaur the same color as the footprint it goes with. Then, find the correct key at the bottom to solve the clue!

Clue #5: Fill in the Blank

we	the	sharp	saw	horn	meat
have	eat	feet	swim	does	spots
raft	we	next	not	text	claws

5 Clue Version

When you are done, read the words in order from top to bottom in each row to figure out the clue.

Clue #3: Word Hunt

Cross out the following pictures:
• drink • wind • plant • sting • sand
• skunk • find • tent • wing • fang

The dinosaur does not have fin.

What picture is left? Write that word on the line.

Clue #3: Word Hunt

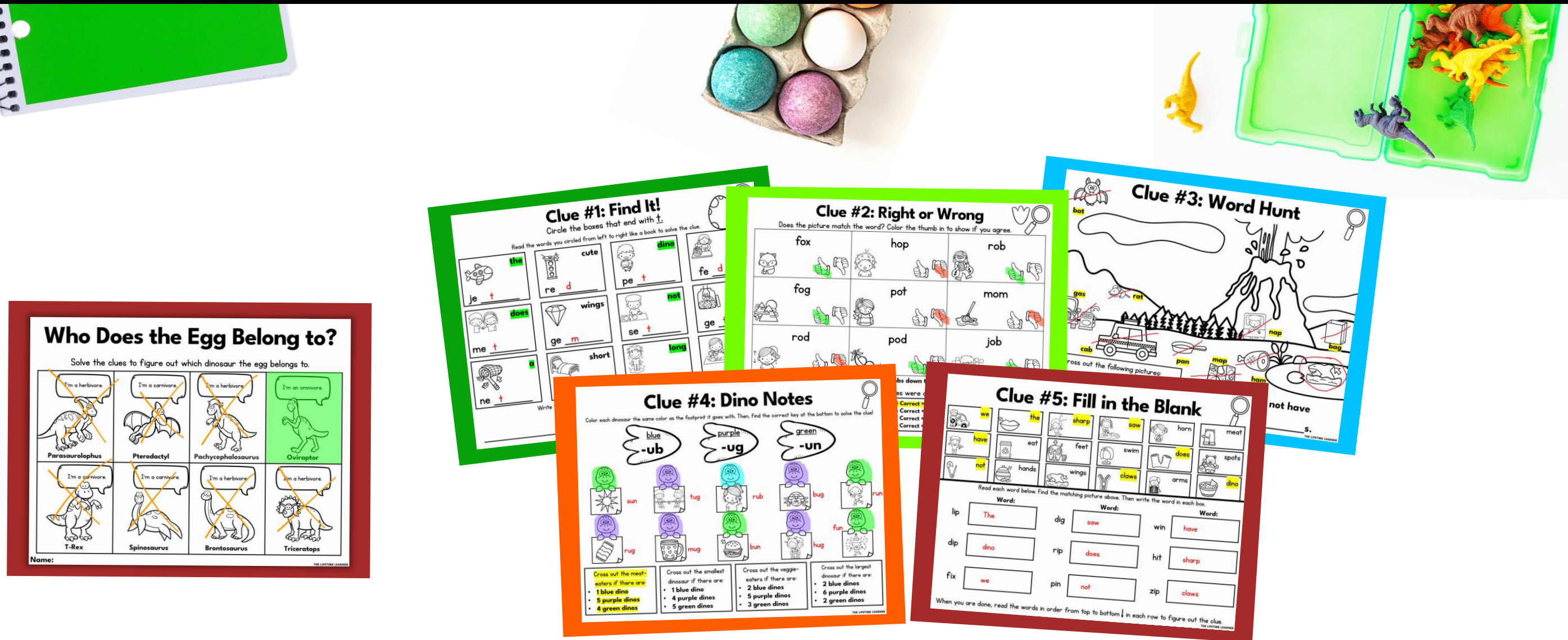
Cross out the following pictures:
• drink • wind • plant • sting • sand
• skunk • find • tent • wing • fang

The dinosaur does not have fin.

What picture is left? Write that word on the line.

Short & Long Options



CVC OPTION AVAILABLE




Differentiate within your small groups. Same clues. Same mystery. Different focus!

There is a version of the mystery included that reviews CVC Words (Short A, E, I, O, U).

FAST FINISHER ACTIVITY



The Detective Agency sends
congratulations to:



Lindsay



You solved the mystery!

11/2
Date

AW
Presented by:



LET'S DRAW...

a stegosaurus



LET'S DRAW...

brachiosaurus



If students finish early,
give them a
certificate of completion
and a directed drawing
to complete while others
continue working.

PHONICS MYSTERY BENEFITS



- No Prep
- Print and Digital Versions
- 3 & 5 Clue Options
- Fun and Engaging
- Easy to Differentiate
- Encourages Critical Thinking
- Aligns with Phonics Standards
- Perfect for Review Days
- Choice between 2 versions: Final Blends Mystery OR CVC Words Mystery. You can even mix/match clues to combine the 2 skills together (clues are interchangeable)!

Clue #4: Dino Notes

Color each dinosaur the same color as the footprint it goes with. Then, find the correct key at the bottom to solve the clue!

blue -sp **purple -sk** **green -st**

cast ask gasp tusk list

mask whisk nest desk toast

Cross out the meat-eaters if there are:

- 1 blue dino
- 5 purple dinos
- 4 green dinos

Cross out the smallest dinosaur if there are:

- 1 blue dino
- 4 purple dinos
- 5 green dinos

Cross out the veggie-eaters if there are:

- 2 blue dinos
- 5 purple dinos
- 3 green dinos

Cross out the largest dinosaur if there are:

- 2 blue dinos
- 6 purple dinos
- 2 green dinos

THE LIFETIME LEARNER

In 1st grade, this works well as a whole group lesson or in small groups at the teacher table.

First graders will need teacher support to read & understand the clues/directions

WHY TEACHERS LOVE THESE!

Ordinary phonics worksheets can be boring and unoriginal.

You want activities that are fun and engaging, but also rigorous and meaningful to student learning.

PHONICS MYSTERIES ARE EXACTLY WHAT YOU'VE BEEN LOOKING FOR!

Clue #1: Find It!
Circle the boxes that end with it.
Read the words you circled from left to right like a book to solve the clue.

Clue #2: Right or Wrong
Does the picture match the word? Color the thumb in to show if you agree.

bump	champ	hump
------	-------	------

Clue #3: Word Hunt

Clue #4: Dino Notes
Color each dinosaur the same color as the footprint it goes with. Then, find the correct key at the bottom to solve the clue.

blue purple green

Clue #5: Fill in the Blank

we	the	sharp	saw	horn	meat
have	eat	feet	swim	does	spots
not	hands	wings	claws	arms	dino

Read each word below. Find the matching picture above. Then write the word in each box.

Word:	Word:	Word:			
act	The	slept	saw	gift	have
left	dino	craft	does	lift	sharp
raft	we	next	not	text	claws

When you are done, read the words in order from top to bottom ↓ in each row to figure out the clue.

The Detective Agency sends congratulations to:

Lindsay

You solved the mystery!

11/2 Date Presented by: **AW**

LET'S DRAW...
a stegosaurus

1 2 3
4 5 6

THE LIFETIME LEARNER

LET'S DRAW...
brachiosaurus

1 2 3
4 5 6

THE LIFETIME LEARNER

solve the mystery

The Case of the Missing Dino Egg

THE LIFETIME LEARNER

Who Does the Egg Belong to?

Solve the clues to figure out which dinosaur the egg belongs to.

I'm a herbivore. Parasaurolophus	I'm a carnivore. Pterodactyl	I'm a herbivore. Pachycephalosaurus	I'm an omnivore. Oviraptor
I'm a carnivore. T-Rex	I'm a carnivore. Spinosaurus	I'm a herbivore. Brontosaurus	I'm a herbivore. Triceratops

Name: _____

WHAT MAKES READING MYSTERIES UNIQUE?

Reading Mysteries aren't just a copy of Math Mysteries!

They have brand-new clues, focus on reading skills, and even feature a different conclusion to the mystery.

The only thing that stays the same is the list of suspects students start with!













So, if you have both, students can play during math and then again during reading for double the fun.

Reading

Example
of Clue 1










Math

Clue #1: Find It!
Circle the boxes that end with it.
Read the words you circled from left to right like a book to solve the clue.

 the g <u>ulp</u>	 cute b <u>uilt</u>	 dino p <u>alm</u>	 egg t <u>ilt</u>
 wings s <u>elf</u>	 not m <u>elt</u>	 have b <u>elt</u>	 elf h <u>elp</u>
 elf w <u>it</u>	 short m <u>elt</u>	 long b <u>elt</u>	 neck t <u>ilt</u>

Write the phrase on the line. Cross the wrong dinosaur off your list.
THE DINO DOES NOT HAVE A LONG NECK

Clue #1: Picture Decoder
Write the answer on each line. Then, draw a line to each match.
Last, use the decoder at the bottom to solve the clue.

								
58	92	29	43	42	73	48	63	23























Draw lines connecting the numbers to the correct picture above them.

42	29	63	48	92	58	43	23	73
35÷7	26÷3	54÷4	42÷6	87÷5	52÷6	34÷9	16÷7	64÷4

O M N I V O R E S

The egg does not belong to any:

Use this decoder to help you figure out what letter is equal to each picture.

A = 	G = 	M = 	S = 	Y = 
B = 	H = 	N = 	T = 	Z = 
C = 	I = 	O = 	U = 	
D = 	J = 	P = 	V = 	
E = 	K = 	Q = 	W = 	
F =	L =	R =	X =	

KEEP THE FUN GOING!

GRAB A MATH MYSTERY:

Math Mysteries aren't just a copy of reading. They come with fresh clues, unique math challenges, and a new culprit, so students are solving an entirely different case!



MORE READING MYSTERIES:

Explore other grade levels to differentiate and keep every student engaged.



**BUY A BUNDLE
TO SAVE BIG!**

